

Type-N/BNC Adaptenuator

NF-BF-3

50Ω 0.5W 3dB DC to 2000 MHz



CASE STYLE: DJ868

Connectors		Model
Conn1	Conn2	
N-Female	BNC-Female	NF-BF-3

Maximum Ratings

Operating Temperature	-55°C to 100°C
Storage Temperature	-55°C to 150°C
Permanent damage may occur if any of these limits are exceeded.	

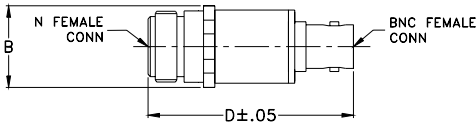
Features

- improved interface matching
- wideband, DC to 2000 MHz, useable to 4000 MHz
- excellent VSWR, 1.1:1 typ.
- excellent flatness, ±0.1dB typ.
- rugged unibody construction

Applications

- instrumentation
- provides attenuation and connector type change
- minimizes hardware

Outline Drawing



Electrical Specifications

FREQ. (MHz)	ATTENUATION (dB)						VSWR (:1)						MAX. INPUT POWER (W)	
	Flatness*						DC-500		DC-1000		DC-2000			
	DC-500 MHz		DC-1000 MHz		DC-2000 MHz		MHz		MHz		MHz			
f_L-f_U	Nom.	Typ.	Max.	Typ.	Max.	Typ.	Max.	Typ.	Max.	Typ.	Max.	Typ.	Max.	
DC-2000	3±0.3	0.05	0.15	0.10	0.20	0.15	0.25	1.1	1.2	1.1	1.2	1.2	1.25	0.5

*Flatness defined as peak to peak attenuation over band divided by 2.

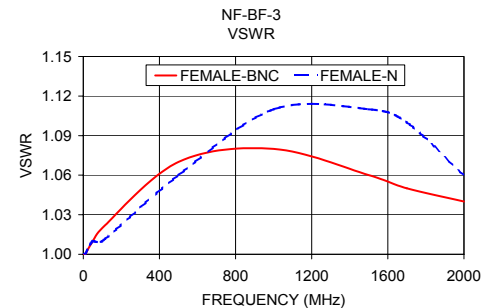
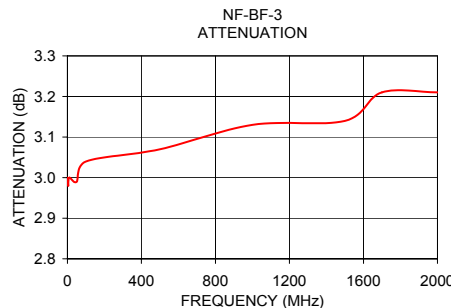
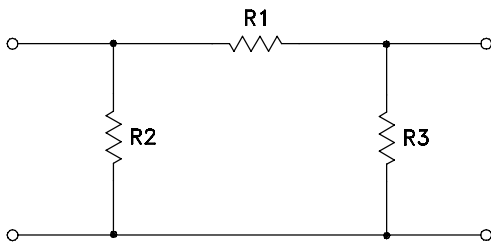
Typical Performance Data

FREQUENCY (MHz)	ATTENUATION (dB)	VSWR (:1)	
		BNC-Female	N-Female
1.00	3.00	1.00	1.00
5.00	2.98	1.00	1.00
10.00	3.00	1.00	1.00
50.00	2.99	1.01	1.01
100.00	3.04	1.02	1.01
500.00	3.07	1.07	1.06
1000.00	3.13	1.08	1.11
1500.00	3.14	1.06	1.11
1700.00	3.21	1.05	1.10
2000.00	3.21	1.04	1.06

Outline Dimensions (inch/mm)

B	D	wt
.73	1.79	grams
18.54	45.47	40.2

Electrical Schematic



Notes

- Performance and quality attributes and conditions not expressly stated in this specification document are intended to be excluded and do not form a part of this specification document.
- Electrical specifications and performance data contained in this specification document are based on Mini-Circuit's applicable established test performance criteria and measurement instructions.
- The parts covered by this specification document are subject to Mini-Circuits standard limited warranty and terms and conditions (collectively, "Standard Terms"); Purchasers of this part are entitled to the rights and benefits contained therein. For a full statement of the Standard Terms and the exclusive rights and remedies thereunder, please visit Mini-Circuits' website at www.minicircuits.com/WCLStore/terms.jsp



www.minicircuits.com P.O. Box 350166, Brooklyn, NY 11235-0003 (718) 934-4500 sales@minicircuits.com

REV. C
M151107
EE-9890
NF-BF-3
URJ/TD/CP/AM
150911

Type-N/BNC Adaptenuator

NF-BF-3

Typical Performance Data

FREQUENCY (MHz)	ATTENUATION (dB)	BNC-FEMALE RETURN LOSS (dB)	N-FEMALE RETURN LOSS (dB)
1	3.00	46.06	46.06
5	2.98	46.06	46.06
10	3.00	46.06	46.06
50	2.99	46.06	46.06
100	3.04	40.09	46.06
500	3.07	29.42	30.71
1000	3.13	28.30	25.66
1500	3.14	30.71	25.66
1700	3.21	32.26	26.44
2000	3.21	34.15	30.71

REV. X1
NF-BF-3
061113
Page 1 of 1



IF/RF MICROWAVE COMPONENTS • ISO 9001 ISO 14001 AS 9100 CERTIFIED RoHS compliant
P.O. Box 350166, Brooklyn, New York 11235-0003 (718) 934-4500 Fax (718) 332-4661

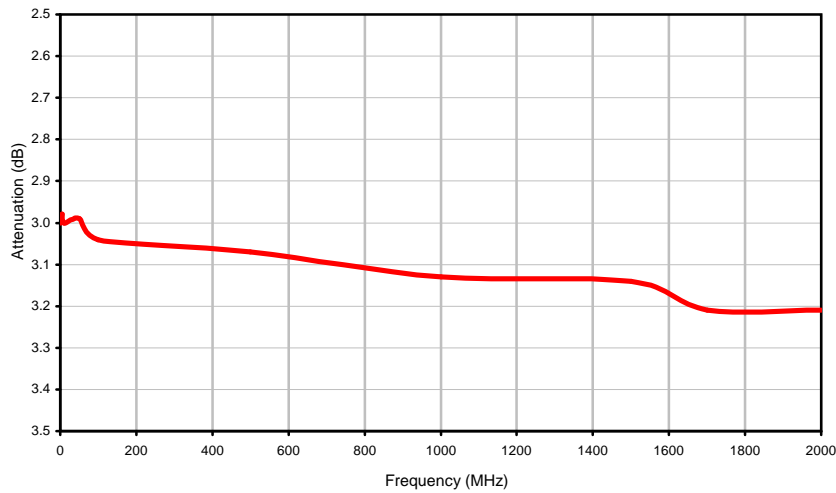


The Design Engineers Search Engine finds the model you need, Instantly • For detailed performance specs & shopping online see

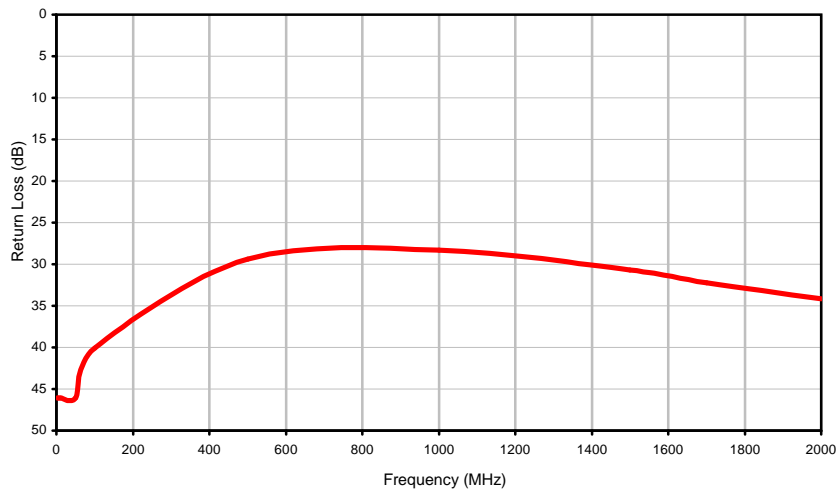


Typical Performance Curves

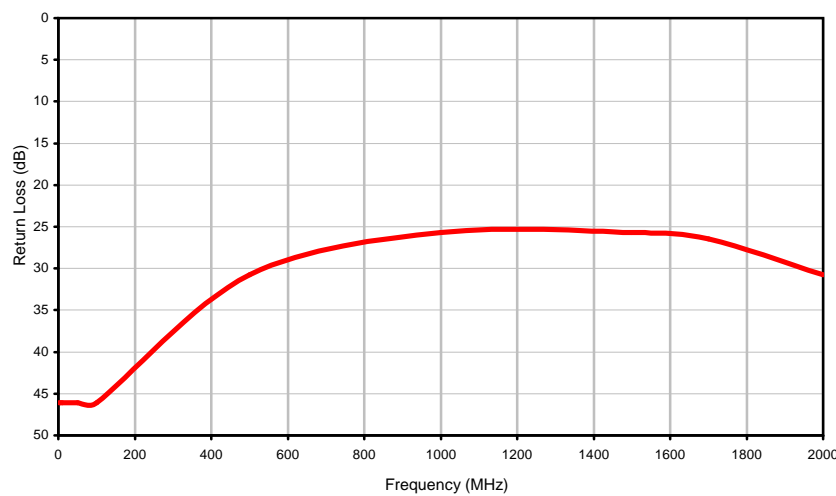
Attenuation



BNC-Female Return Loss



N-Female Return Loss



REV. X1
NF-BF-3
061113
Page 1 of 1



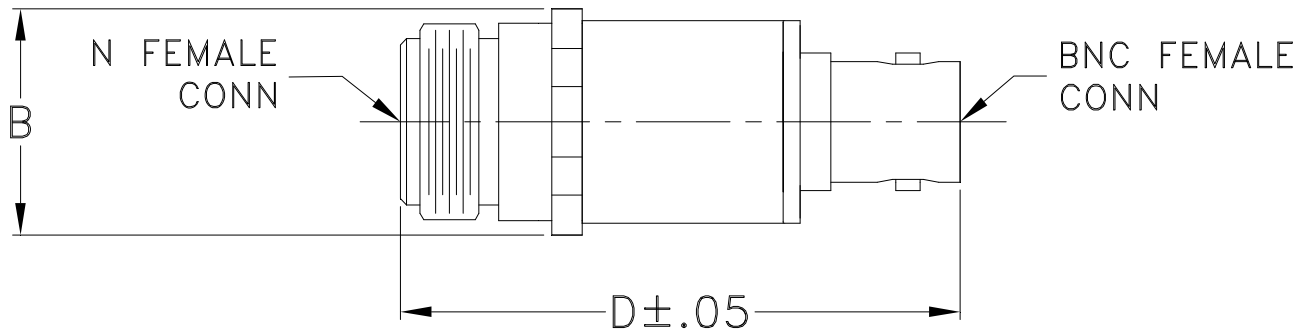
IF/RF MICROWAVE COMPONENTS • ISO 9001 ISO 14001 AS 9100 CERTIFIED RoHS compliant
P.O. Box 350166, Brooklyn, New York 11235-0003 (718) 934-4500 Fax (718) 332-4661



The Design Engineers Search Engine finds the model you need, Instantly • For detailed performance specs & shopping online see



Outline Dimensions



CASE#	A	B	C	D	E	WT. GRAM
DJ868	--	.73 (18.54)	--	1.79 (45.47)	--	40.2

Dimensions are in inches (mm). Tolerances: 2 Pl. $\pm .03$; 3 Pl. $\pm .015$

Notes:

1. Case material: Brass.
2. Finish: Nickel plate.

All Mini-Circuits products are manufactured under exacting quality assurance and control standards, and are capable of meeting published specifications after being subjected to any or all of the following physical and environmental test.

Specification	Test/Inspection Condition	Reference/Spec
Operating Temperature	-55° to 100°C Ambient Environment	Individual Model Data Sheet
Storage Temperature	-55° to 100° C Ambient Environment	Individual Model Data Sheet
Barometric Pressure	100,000 Feet	MIL-STD-202, Method 105, Condition D
Humidity	90% RH, 65°C Units may require bake-out after humidity to restore full performance.	MIL-STD-202, Method 103
Thermal Shock	-65° to 125°C, 5 cycles	MIL-STD-202, Method 107, Condition B
Vibration (High Frequency)	20g peak, 10-2000 Hz, 12 times in each of three perpendicular directions (total 36)	MIL-STD-202, Method 204, Condition D
Mechanical Shock	100g, 6ms sawtooth, 3 shocks each direction 3 axes (total 18)	MIL-STD-202, Method 213, Condition I