

## High Pass Filter

## PHP-EDU1200

### Plug-In

### Important Note

This model has been designed, built and tested in our engineering department. Performance data represents model capability. At present it is a non-catalog model. On request, we can supply a final specification sheet, part number and price/delivery information.

Please click "Back", and then click "Contact Us" for Applications support.



CASE STYLE : A01

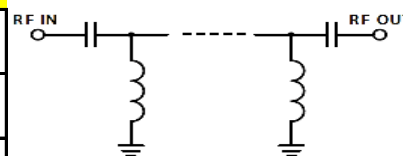
### ELECTRICAL SPECIFICATIONS 50Ω @ +25°C

Parameter	Min.	Typ.	Max.	Units
Passband (Loss < 1 dB)	600		1600	MHz
Insertion loss 3 dB		560		MHz
Stopband (Loss > 40 dB)	DC	310		MHz
(Loss > 20 dB)	310	410		MHz
Passband VSWR		1.6		(:1)
Stopband VSWR		20		(:1)

### Functional Schematic

### MAXIMUM RATINGS

Operating Temperature	-55°C to 100°C
Storage Temperature	-55°C to 100°C
RF Power Input	200mW



### PIN CONNECTIONS

Input	1
Output	8
Ground	2,4,7
Case Ground	2,3,4,5,6,7



P.O. Box 350166, Brooklyn, New York 11235-0003 (718) 934-4500 Fax (718) 332-4661 For detailed performance specs & shopping online sr



The Design Engineers Search Engine Provides ACTUAL Data Instantly From MINI-CIRCUITS At: [www.minicircuits.com](http://www.minicircuits.com)

RF/IF MICROWAVE COMPONENTS



REV. X1  
PHP-EDU1200  
URJ  
120818  
Page 1 of 1

# Metal Shield High Pass Filter

PHP-EDU1200

## Typical Performance Data

FREQUENCY (MHz)	INSERTION LOSS (dB)	RETURN LOSS (dB)	FREQUENCY (MHz)	GROUP DELAY (nsec)
1	102.20	0.00	600	3.42
10	99.49	0.00	625	2.65
50	90.32	0.00	650	2.20
100	92.66	0.00	675	1.93
200	83.75	0.06	700	1.71
250	69.01	0.09	750	1.48
310	51.96	0.15	800	1.28
350	42.96	0.20	850	1.14
410	30.86	0.30	900	0.98
480	17.29	0.54	950	0.91
510	11.32	0.92	1000	0.83
560	2.83	4.84	1050	0.76
580	1.17	10.14	1100	0.74
600	0.58	20.52	1150	0.68
650	0.51	16.33	1200	0.66
750	0.38	21.78	1250	0.63
900	0.41	17.02	1300	0.60
1000	0.42	16.19	1350	0.58
1100	0.36	18.05	1400	0.55
1200	0.31	21.83	1450	0.54
1300	0.30	23.06	1500	0.49
1400	0.33	19.19	1550	0.50
1500	0.43	16.05	1575	0.51
1600	0.45	14.14	1600	0.49



P.O. Box 350166, Brooklyn, New York 11235-0003 (718) 934-4500 Fax (718) 332-4661 For detailed performance specs & shopping online s



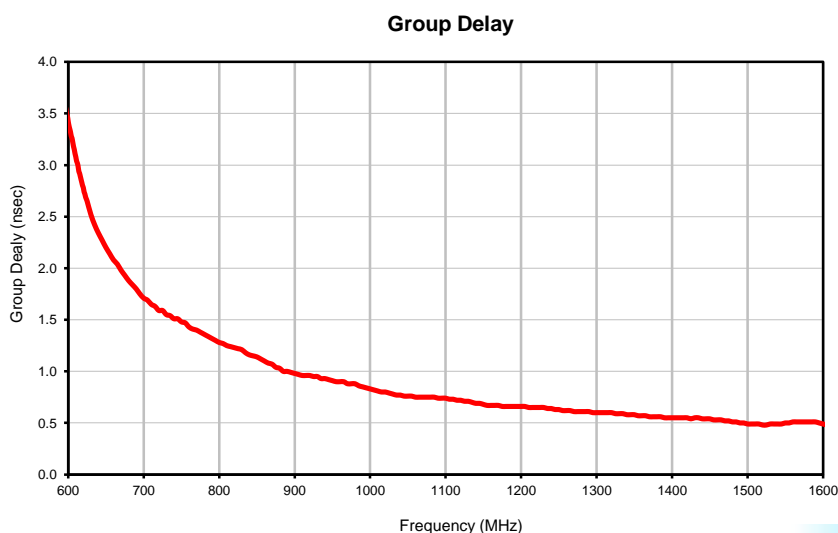
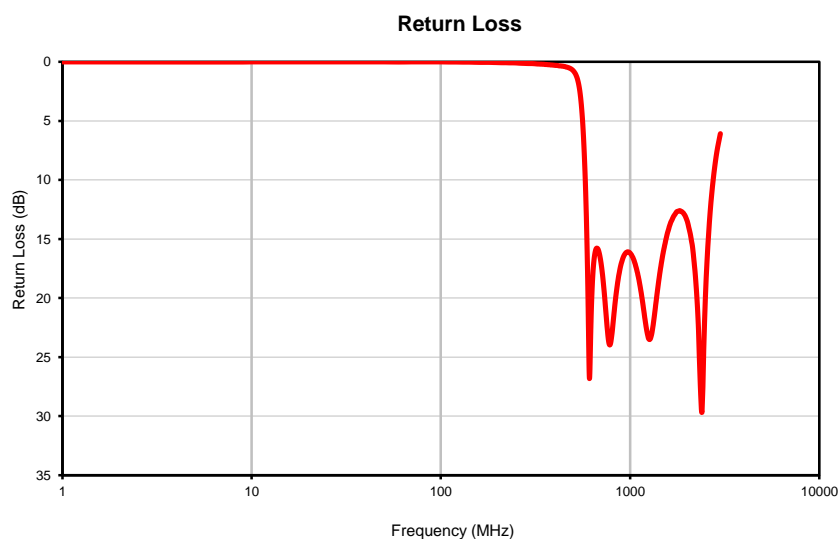
The Design Engineers Search Engine Provides ACTUAL Data Instantly From MINI-CIRCUITS At: [www.minicircuits.com](http://www.minicircuits.com)

RF/IF MICROWAVE COMPONENTS



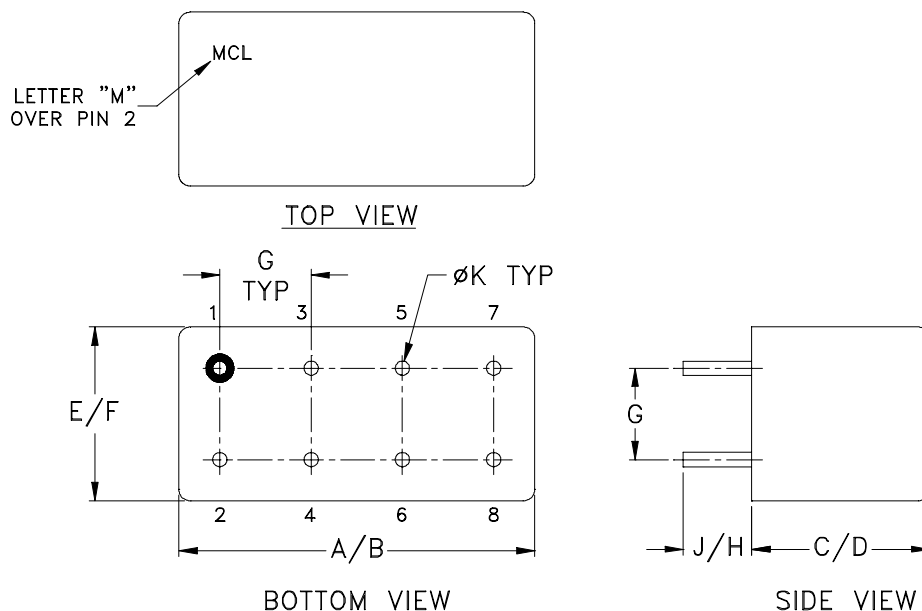
REV. X1  
PHP-EDU1200  
URJ  
120818  
Page 1 of 1

## Typical Performance Curves



**A01**  
**A04**  
**A05**  
**A06**

## Outline Dimensions



CASE#	A	B	C	D	E	F	G	H	J	K	WT, GRAM
A01	.770 (19.56)	.800 (20.32)	.385 (9.78)	.400 (10.16)	.370 (9.40)	.400 (10.16)	.200 (5.08)	.20 (5.08)	.14 (3.56)	.031 (.79)	5.2
A04			.200 (5.08)	.210 (5.33)							3.7
A05			.240 (6.10)	.250 (6.35)							3.7
A06			.285 (7.24)	.310 (7.87)							5.2

Dimensions are in inches (mm). Tolerances: 2 Pl.  $\pm .03$ ; 3 Pl.  $\pm .015$

### Notes:

- Header material: C.R.S.  
Pin material: #52 alloy.  
Cover material: Cupro-Nickel.
- Pin finish: Electro Tin-Silver.
- Insulated spacer available. Request P/N B14-045-01.
- Tolerance on pin diameter  $\pm .005$  inch.
- Glass meniscus 0.015 inch max.
- Blue bead indicates Pin 1. Pin numbers do not appear on unit, for reference only.

**Mini-Circuits®**

Distribution Centers NORTH AMERICA 800-654-7949 • 417-335-5935 • Fax 417-335-5945 • EUROPE 44-1252-832600 • Fax 44-1252-837010

Mini-Circuits ISO 9001 & ISO 14001 Certified

INTERNET <http://www.minicircuits.com>

P.O. Box 350166, Brooklyn, New York 11235-0003 (718) 934-4500 Fax (718) 332-4661



All Mini-Circuits products are manufactured under exacting quality assurance and control standards, and are capable of meeting published specifications after being subjected to any or all of the following physical and environmental test.

Specification	Test/Inspection Condition	Reference/Spec
Operating Temperature	-55° to 100° C Ambient Environment	Individual Model Data Sheet
Storage Temperature	-55° to 100° C Ambient Environment	Individual Model Data Sheet
Thermal Shock	-55° to 100°C, 100 cycles	MIL-STD-202, Method 107, Condition A-3, except +100°C
Vibration (High Frequency)	20g peak, 10-2000 Hz, 12 times in each of three perpendicular directions (total 36)	MIL-STD-202, Method 204, Condition D
Mechanical Shock	50g, 11 ms, 1/2-sine, 18 shocks: 3 each direction, each of 3 axes	MIL-STD-202, Method 213, Condition A
Moisture Resistance	10 cycles, 24 hours per cycle	MIL-STD-202, Method 106, Condition A, except 50°C and end point electrical test done within 12 hours
Solderability	10X Magnification	J-STD-002, 95% Coverage
Resistance to Solder Heat	260°C for 10 seconds	MIL-STD-202, Method 210, Condition B
Marking Resistance to Solvents	Isopropyl alcohol + mineral spirits at 25°C; terpene defluxer at 25°C; distilled water + proylene glycol monomethyl ether + monoethanolamine at 63°C to 70°C	MIL-STD-202, Method 215
Terminal Strength	4 1/2 Pound Pull	MIL-STD-202, Method 211, Condition A



All Mini-Circuits products are manufactured under exacting quality assurance and control standards, and are capable of meeting published specifications after being subjected to any or all of the following physical and environmental test.

Specification	Test/Inspection Condition	Reference/Spec
Gross Leak	125°C Bubble Test	MIL-STD-202, Method 112, Condition D
Barometric Pressure	100,000 Feet	MIL-STD-202, Method 105, Condition D