


Frequency Synthesizer

SSN-3800A-119+

50Ω 3600 to 3800 MHz

The Big Deal

- Fractional N synthesizer
- Low phase noise and spurious
- Very small size 0.60" x 0.60" x 0.138"



CASE STYLE: KJ1367

Product Overview

The SSN-3800A-119+ is a Frequency Synthesizer, designed to operate from 3600 to 3800 MHz for WiMAX application. The SSN-3800A-119+ is packaged in a metal case (size of 0.60" x 0.60" x 0.138") to shield against unwanted signals and noise.

Key Features

Feature	Advantages
Low phase noise and spurious: <ul style="list-style-type: none"> • Phase Noise: -92 dBc/Hz typ. @ 10 kHz offset • Step Size Spurious: -81 dBc typ. • Comparison Spurious: -95 dBc typ. • Reference Spurious: -90 dBc typ. 	Low phase noise and spurious improve system EVM (Error Vector Magnitude).
Robust design and construction	To enhance the robustness of SSN-3800A-119+, each internal component is secured to the substrate with chip bonder, thereby eliminating the risk of tombstoning during subsequent solder reflow operations by the customer.
Small size, 0.60" x 0.60" x 0.138"	The small size enables the SSN-3800A-119+ to be used in compact designs.



IF/RF MICROWAVE COMPONENTS • ISO 9001 ISO 14001 AS9100 CERTIFIED RoHS compliant
P.O. Box 350166, Brooklyn, New York 11235-0003 (718) 934-4500 Fax (718) 332-4661



The Design Engineers Search Engine finds the model you need, Instantly • For detailed performance specs & shopping online see



Notes: 1. Performance and quality attributes and conditions not expressly stated in this specification sheet are intended to be excluded and do not form a part of this specification sheet. 2. Electrical specifications and performance data contained herein are based on Mini-Circuit's applicable established test performance criteria and measurement instructions. 3. The parts covered by this specification sheet are subject to Mini-Circuits standard limited warranty and terms and conditions (collectively, "Standard Terms"); Purchasers of this part are entitled to the rights and benefits contained therein. For a full statement of the Standard Terms and the exclusive rights and remedies thereunder, please visit Mini-Circuits' website at www.minicircuits.com/MCStore/terms.jsp.

50Ω 3600 to 3800 MHz

Features


- Fractional N synthesizer
- Integrated VCO + PLL
- Low phase noise and spurious
- Robust design and construction
- Low operating voltage (VCC VCO=+4.85V, VCC PLL=+3.2V)
- Small size 0.60" x 0.60" x 0.138"

Applications

- WiMAX

General Description

The SSN-3800A-119+ is a Frequency Synthesizer, designed to operate from 3600 to 3800 MHz for WiMAX application. The SSN-3800A-119+ is packaged in a metal case (size of 0.60" x 0.60" x 0.138") to shield against unwanted signals and noise. To enhance the robustness of SSN-3800A-119+, each internal component is secured to the substrate with chip bonder, thereby eliminating the risk of tombstoning during subsequent solder reflow operations by the customer.

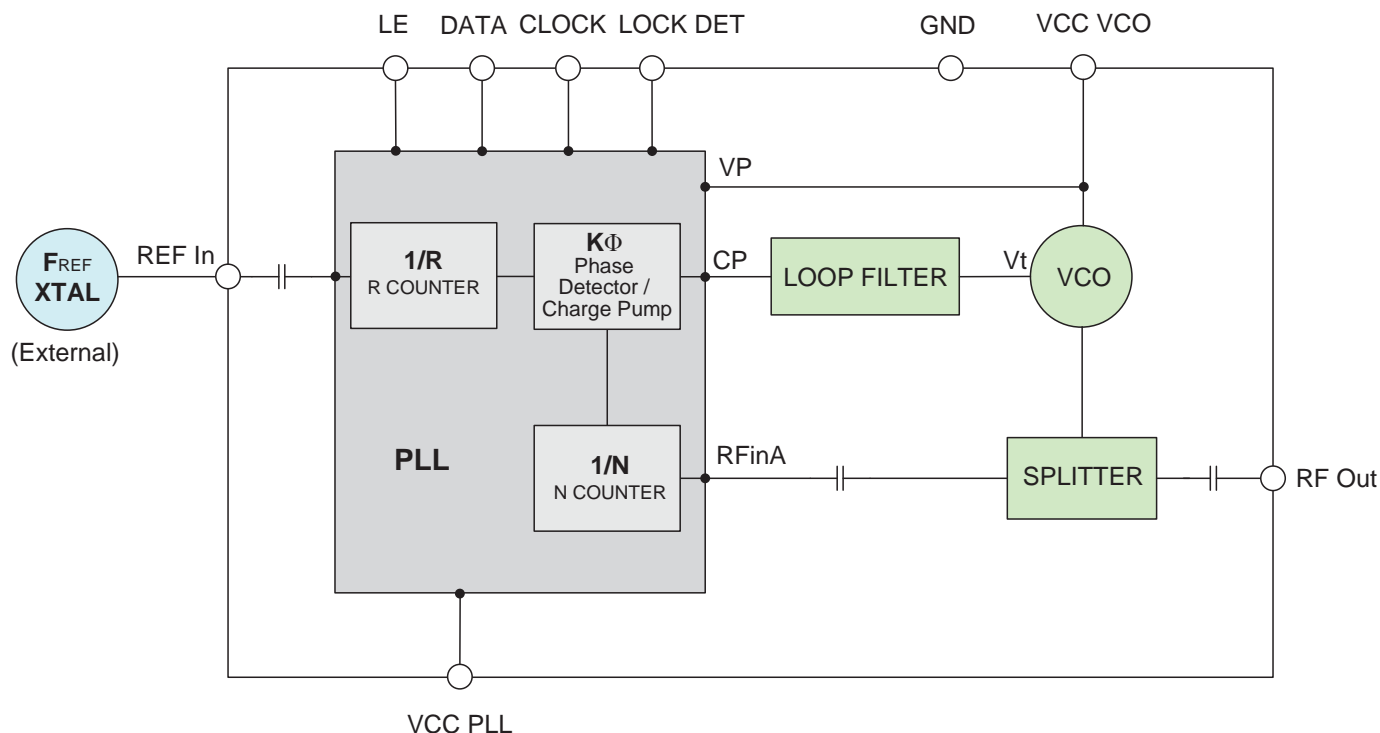


CASE STYLE: KJ1367

+ RoHS compliant in accordance with EU Directive (2002/95/EC)

The +Suffix has been added in order to identify RoHS Compliance. See our web site for RoHS Compliance methodologies and qualifications.

Simplified Schematic



IF/RF MICROWAVE COMPONENTS • ISO 9001 ISO 14001 AS9100 CERTIFIED RoHS compliant
P.O. Box 350166, Brooklyn, New York 11235-0003 (718) 934-4500 Fax (718) 332-4661



The Design Engineers Search Engine finds the model you need, Instantly • For detailed performance specs & shopping online see



Notes: 1. Performance and quality attributes and conditions not expressly stated in this specification sheet are intended to be excluded and do not form a part of this specification sheet. 2. Electrical specifications and performance data contained herein are based on Mini-Circuit's applicable established test performance criteria and measurement instructions. 3. The parts covered by this specification sheet are subject to Mini-Circuits standard limited warranty and terms and conditions (collectively, "Standard Terms"); Purchasers of this part are entitled to the rights and benefits contained therein. For a full statement of the Standard Terms and the exclusive rights and remedies thereunder, please visit Mini-Circuits' website at www.minicircuits.com/MCLStore/terms.jsp.

REV. A
M149087
EDR-10129F1F1
SSN-3800A-119+
Category-A1
RAV
150301
Page 2 of 13

Electrical Specifications (over operating temperature -40°C to +85°C)

Parameters	Test Conditions	Min.	Typ.	Max.	Units
Frequency Range	-	3600	-	3800	MHz
Step Size	-	-	125	-	kHz
Comparison Frequency	-	-	26	-	MHz
Settling Time	Within ± 1 kHz	-	5	-	mSec
Output Power	-	0	+2.6	+6.0	dBm
SSB Phase Noise	@ 100 Hz offset	-	-77	-	dBc/Hz
	@ 1 kHz offset	-	-88	-82	
	@ 10 kHz offset	-	-92	-87	
	@ 100 kHz offset	-	-116	-111	
	@ 1 MHz offset	-	-136	-132	
Integrated SSB Phase Noise	@ 1kHz to 10MHz	-	-49	-45	dBc
Step Size Spurious Suppression	Step Size 125 kHz	-	-81	-61	dBc
0.5 Step Size Spurious Suppression	0.5 Step Size 62.5 kHz	-	-77	-57	
Reference Spurious Suppression	Ref. Freq. 52 MHz	-	-90	-80	
Comparison Spurious Suppression	Comp. Freq. 26 MHz	-	-95	-77	
Non - Harmonic Spurious Suppression	-	-	-90	-	
Harmonic Suppression	-	-	-34	-20	V
VCO Supply Voltage	+4.85	+4.75	+4.85	+5.25	
PLL Supply Voltage	+3.20	+3.10	+3.20	+3.30	mA
VCO Supply Current	-	-	41	50	
PLL Supply Current	-	-	16	24	
Reference Input (External)	Frequency	52 (square wave)	-	52	MHz
	Amplitude	1	-	1	V _{P-P}
	Input impedance	-	-	100	K Ω
	Phase Noise @ 1 kHz offset	-	-	-130	dBc/Hz
RF Output port Impedance	-	-	50	-	Ω
Input Logic Level	Input high voltage	-	2.65	-	V
	Input low voltage	-	-	0.60	V
Digital Lock Detect	Locked	-	2.70	-	V
	Unlocked	-	-	0.40	V
Frequency Synthesizer PLL	-	ADF4153			
PLL Programming	-	3-wire serial 3.2V CMOS			
Register Map @ 3800 MHz	R0_Register	-	(MSB) 001001001000000010000000 (LSB)		
	R1_Register	-	(MSB) 000101001000001101000001 (LSB)		
	R2_Register	-	(MSB) 000000000000001111000010 (LSB)		
	R3_Register	-	(MSB) 000000000000001111000111 (LSB)		

Absolute Maximum Ratings

Parameters	Ratings
VCO Supply Voltage	5.8V
PLL Supply Voltage	4.0V
VCO Supply Voltage to PLL Supply Voltage	-0.3V to +5.8V
Reference Frequency Voltage	-0.3Vmin, VCC PLL +0.3Vmax
Data, Clock, LE Levels	-0.3Vmin, VCC PLL +0.3Vmax
Operating Temperature	-40°C to +85°C
Storage Temperature	-55°C to +100°C

Permanent damage may occur if any of these limits are exceeded



IF/RF MICROWAVE COMPONENTS • ISO 9001 ISO 14001 AS9100 CERTIFIED RoHS compliant
P.O. Box 350166, Brooklyn, New York 11235-0003 (718) 934-4500 Fax (718) 332-4661

The Design Engineers Search Engine finds the model you need, Instantly • For detailed performance specs & shopping online see



Notes: 1. Performance and quality attributes and conditions not expressly stated in this specification sheet are intended to be excluded and do not form a part of this specification sheet. 2. Electrical specifications and performance data contained herein are based on Mini-Circuit's applicable established test performance criteria and measurement instructions. 3. The parts covered by this specification sheet are subject to Mini-Circuits standard limited warranty and terms and conditions (collectively, "Standard Terms"); Purchasers of this part are entitled to the rights and benefits contained therein. For a full statement of the Standard Terms and the exclusive rights and remedies thereunder, please visit Mini-Circuits' website at www.minicircuits.com/MCStore/terms.jsp.

Typical Performance Data

FREQUENCY (MHz)	POWER OUTPUT (dBm)			VCO CURRENT (mA)			PLL CURENT (mA)		
	-45°C	+25°C	+85°C	-45°C	+25°C	+85°C	-45°C	+25°C	+85°C
3600	3.14	2.54	2.05	38.55	40.70	42.33	15.03	16.16	18.44
3610	3.10	2.51	2.07	38.56	40.71	42.33	14.73	15.88	18.12
3633	3.03	2.43	2.02	38.59	40.73	42.35	14.96	16.13	18.44
3655	3.16	2.56	2.12	38.62	40.75	42.36	15.06	16.25	18.57
3678	3.31	2.75	2.40	38.65	40.77	42.39	15.11	16.31	18.64
3700	3.07	2.53	2.31	38.67	40.80	42.41	14.84	16.03	18.36
3723	2.96	2.42	2.18	38.71	40.83	42.42	14.78	15.97	18.30
3745	3.18	2.63	2.34	38.75	40.86	42.44	14.50	15.66	17.99
3768	3.25	2.73	2.54	38.76	40.86	42.45	14.71	15.90	18.24
3790	2.93	2.65	2.55	39.36	40.90	42.48	14.84	16.04	18.38
3800	2.99	2.53	2.48	38.83	40.93	42.50	14.67	15.85	18.19

FREQUENCY (MHz)	HARMONICS (dBc)					
	F2			F3		
	-45°C	+25°C	+85°C	-45°C	+25°C	+85°C
3600	-26.94	-32.18	-32.96	-42.79	-52.33	-55.90
3610	-27.57	-32.92	-32.84	-44.50	-52.75	-50.97
3633	-28.29	-36.83	-34.57	-48.05	-50.61	-54.10
3655	-27.11	-35.83	-33.05	-44.13	-49.20	-50.13
3678	-28.25	-36.71	-33.51	-43.76	-48.61	-56.01
3700	-26.60	-37.54	-33.42	-50.41	-46.56	-50.96
3723	-26.29	-33.16	-32.24	-51.97	-45.17	-49.05
3745	-28.16	-34.86	-32.99	-44.26	-47.20	-45.68
3768	-25.76	-31.82	-30.69	-41.96	-43.82	-47.07
3790	-27.09	-32.25	-32.80	-40.02	-41.27	-44.07
3800	-26.00	-32.77	-32.27	-41.59	-42.02	-47.33



IF/RF MICROWAVE COMPONENTS • ISO 9001 ISO 14001 AS9100 CERTIFIED RoHS compliant

P.O. Box 350166, Brooklyn, New York 11235-0003 (718) 934-4500 Fax (718) 332-4661



The Design Engineers Search Engine finds the model you need, Instantly • For detailed performance specs & shopping online see



Notes: 1. Performance and quality attributes and conditions not expressly stated in this specification sheet are intended to be excluded and do not form a part of this specification sheet. 2. Electrical specifications and performance data contained herein are based on Mini-Circuit's applicable established test performance criteria and measurement instructions. 3. The parts covered by this specification sheet are subject to Mini-Circuits standard limited warranty and terms and conditions (collectively, "Standard Terms"); Purchasers of this part are entitled to the rights and benefits contained therein. For a full statement of the Standard Terms and the exclusive rights and remedies thereunder, please visit Mini-Circuits' website at www.minicircuits.com/MCStore/terms.jsp.

NON-CATALOG

Frequency Synthesizer

SSN-3800A-119+

FREQUENCY (MHz)	PHASE NOISE (dBc/Hz) @OFFSETS				
	+25°C				
	100Hz	1kHz	10kHz	100kHz	1MHz
3600	-76.47	-91.34	-92.51	-115.94	-136.49
3610	-77.23	-91.02	-93.01	-115.66	-136.57
3633	-78.62	-90.22	-92.12	-115.74	-136.48
3655	-77.15	-88.42	-92.23	-115.91	-136.54
3678	-78.14	-90.78	-92.98	-115.97	-136.61
3700	-79.70	-89.89	-91.78	-115.93	-136.54
3723	-76.57	-90.79	-91.53	-115.82	-136.64
3745	-78.59	-89.40	-91.63	-115.98	-136.71
3768	-76.57	-89.06	-91.87	-115.98	-136.58
3790	-77.55	-87.60	-91.14	-115.93	-136.51
3800	-78.43	-88.78	-91.44	-115.74	-136.48

FREQUENCY (MHz)	PHASE NOISE (dBc/Hz) @OFFSETS				
	-45°C				
	100Hz	1kHz	10kHz	100kHz	1MHz
3600	-80.33	-89.41	-93.64	-116.11	-137.16
3610	-79.35	-90.55	-93.20	-116.28	-137.15
3633	-76.69	-89.97	-93.88	-116.09	-137.15
3655	-77.81	-89.46	-92.94	-116.14	-137.19
3678	-76.45	-90.24	-92.96	-116.36	-137.31
3700	-78.32	-90.60	-92.85	-116.37	-137.39
3723	-77.16	-90.46	-92.83	-116.23	-137.25
3745	-76.18	-91.56	-93.64	-116.53	-137.17
3768	-75.30	-92.01	-93.02	-116.25	-137.12
3790	-78.38	-89.77	-91.72	-116.36	-136.90
3800	-77.52	-90.78	-92.27	-116.17	-136.95

FREQUENCY (MHz)	PHASE NOISE (dBc/Hz) @OFFSETS				
	+85°C				
	100Hz	1kHz	10kHz	100kHz	1MHz
3600	-79.74	-90.43	-92.46	-114.55	-135.31
3610	-78.10	-90.22	-92.25	-114.64	-135.43
3633	-78.66	-93.34	-92.13	-114.65	-135.40
3655	-77.03	-90.20	-92.17	-114.65	-135.48
3678	-76.61	-90.19	-92.12	-114.92	-135.75
3700	-77.82	-91.94	-92.07	-115.09	-135.59
3723	-77.54	-91.79	-91.94	-115.01	-135.56
3745	-78.78	-90.05	-91.52	-115.01	-135.61
3768	-78.33	-90.61	-91.23	-115.12	-135.67
3790	-78.81	-89.10	-90.78	-115.17	-135.69
3800	-77.72	-90.39	-91.15	-115.15	-135.77



IF/RF MICROWAVE COMPONENTS • ISO 9001 ISO 14001 AS9100 CERTIFIED RoHS compliant

P.O. Box 350166, Brooklyn, New York 11235-0003 (718) 934-4500 Fax (718) 332-4661



The Design Engineers Search Engine finds the model you need, Instantly • For detailed performance specs & shopping online see



Notes: 1. Performance and quality attributes and conditions not expressly stated in this specification sheet are intended to be excluded and do not form a part of this specification sheet. 2. Electrical specifications and performance data contained herein are based on Mini-Circuit's applicable established test performance criteria and measurement instructions. 3. The parts covered by this specification sheet are subject to Mini-Circuits standard limited warranty and terms and conditions (collectively, "Standard Terms"); Purchasers of this part are entitled to the rights and benefits contained therein. For a full statement of the Standard Terms and the exclusive rights and remedies thereunder, please visit Mini-Circuits' website at www.minicircuits.com/MCLStore/terms.jsp.

COMPARISON SPURIOUS ORDER	COMPARISON SPURIOUS @Fcarrier 3600MHz+(n*Fcomparison) (dBc) note 1			COMPARISON SPURIOUS @Fcarrier 3700MHz+(n*Fcomparison) (dBc) note 1			COMPARISON SPURIOUS @Fcarrier 3800MHz+(n*Fcomparison) (dBc) note 1		
	-45°C	+25°C	+85°C	-45°C	+25°C	+85°C	-45°C	+25°C	+85°C
-5	-106.21	-109.56	-100.47	-107.84	-106.94	-106.61	-110.97	-113.14	-101.23
-4	-93.38	-94.20	-104.44	-94.95	-95.87	-102.72	-98.08	-99.59	-110.35
-3	-107.57	-108.31	-97.66	-104.88	-106.81	-95.46	-103.25	-104.00	-96.11
-2	-88.11	-88.10	-102.34	-89.95	-88.97	-103.82	-89.68	-90.96	-115.25
-1	-99.17	-97.64	-88.09	-96.92	-97.33	-87.07	-99.58	-99.40	-88.60
0 note 2	-	-	-	-	-	-	-	-	-
+1	-97.48	-98.04	-95.03	-96.81	-96.93	-100.90	-98.81	-99.81	-97.66
+2	-89.85	-90.21	-94.91	-91.60	-91.11	-100.33	-93.14	-93.69	-95.23
+3	-107.33	-110.89	-91.62	-104.51	-108.61	-92.52	-109.58	-112.03	-104.10
+4	-93.60	-95.12	-112.19	-93.56	-94.41	-111.34	-94.87	-96.14	-109.59
+5	-112.24	-107.34	-94.21	-117.67	-109.17	-93.75	-116.22	-107.21	-95.97

Note 1: Comparison frequency 26 MHz

Note 2: All spurs are referenced to carrier signal (n=0).

REFERENCE SPURIOUS ORDER	REFERENCE SPURIOUS @Fcarrier 3600MHz+(n*Freference) (dBc) note 3			REFERENCE SPURIOUS @Fcarrier 3700MHz+(n*Freference) (dBc) note 3			REFERENCE SPURIOUS @Fcarrier 3800MHz+(n*Freference) (dBc) note 3		
	-45°C	+25°C	+85°C	-45°C	+25°C	+85°C	-45°C	+25°C	+85°C
-5	-87.51	-90.89	-91.30	-89.93	-93.03	-94.63	-92.46	-95.71	-96.02
-4	-90.11	-90.58	-91.20	-91.94	-92.49	-93.63	-95.30	-96.70	-95.69
-3	-101.54	-101.92	-100.47	-104.01	-106.65	-106.61	-104.02	-107.02	-101.23
-2	-93.38	-94.20	-97.66	-94.95	-95.87	-95.46	-98.08	-99.59	-96.11
-1	-88.11	-88.10	-88.09	-89.95	-88.97	-87.07	-89.68	-90.96	-88.60
0 note 4	-	-	-	-	-	-	-	-	-
+1	-89.85	-90.21	-91.62	-91.60	-91.11	-92.52	-93.14	-93.69	-104.10
+2	-93.60	-95.12	-94.21	-93.56	-94.41	-93.75	-94.87	-96.14	-95.97
+3	-106.02	-108.13	-99.69	-105.27	-108.81	-103.19	-107.65	-114.31	-108.82
+4	-92.54	-94.24	-94.70	-94.33	-95.03	-98.45	-95.29	-97.25	-96.67
+5	-90.04	-94.06	-97.89	-92.77	-96.05	-99.64	-94.73	-98.54	-99.55

Note 3: Reference frequency 52 MHz

Note 4: All spurs are referenced to carrier signal (n=0).



IF/RF MICROWAVE COMPONENTS • ISO 9001 ISO 14001 AS9100 CERTIFIED RoHS compliant

P.O. Box 350166, Brooklyn, New York 11235-0003 (718) 934-4500 Fax (718) 332-4661



The Design Engineers Search Engine finds the model you need, Instantly • For detailed performance specs & shopping online see



Notes: 1. Performance and quality attributes and conditions not expressly stated in this specification sheet are intended to be excluded and do not form a part of this specification sheet. 2. Electrical specifications and performance data contained herein are based on Mini-Circuit's applicable established test performance criteria and measurement instructions. 3. The parts covered by this specification sheet are subject to Mini-Circuits standard limited warranty and terms and conditions (collectively, "Standard Terms"); Purchasers of this part are entitled to the rights and benefits contained therein. For a full statement of the Standard Terms and the exclusive rights and remedies thereunder, please visit Mini-Circuits' website at www.minicircuits.com/MCStore/terms.jsp.

STEP SIZE SPURIOUS ORDER	0.5 STEP SIZE & STEP SIZE SPURIOUS @Fcarrier 3600MHz+(n*Fstep size) (dBc) note 5			0.5 STEP SIZE & STEP SIZE SPURIOUS @Fcarrier 3700MHz+(n*Fstep size) (dBc) note 5			0.5 STEP SIZE & STEP SIZE SPURIOUS @Fcarrier 3800MHz+(n*Fstep size) (dBc) note 5		
	-45°C	+25°C	+85°C	-45°C	+25°C	+85°C	-45°C	+25°C	+85°C
-5.0	-113.21	-112.03	-113.79	-114.00	-116.13	-108.13	-109.96	-113.60	-113.46
-4.5	-108.86	-112.74	-108.76	-103.65	-115.20	-108.00	-107.57	-112.99	-113.17
-4.0	-111.22	-111.33	-106.93	-109.38	-107.88	-102.40	-111.24	-107.21	-106.95
-3.5	-110.95	-105.64	-104.44	-107.74	-109.31	-101.70	-104.97	-111.20	-111.95
-3.0	-107.50	-109.07	-106.44	-103.62	-107.47	-102.45	-102.87	-107.81	-110.39
-2.5	-107.37	-108.29	-104.20	-109.27	-106.10	-104.41	-109.15	-109.71	-105.51
-2.0	-99.99	-101.10	-100.13	-101.94	-100.71	-97.81	-102.11	-104.00	-97.48
-1.5	-87.61	-95.15	-99.35	-98.72	-97.47	-98.69	-90.31	-97.23	-98.43
-1.0	-88.00	-81.44	-84.48	-90.00	-82.33	-78.04	-90.87	-88.61	-93.17
-0.5	-80.85	-78.87	-81.22	-75.98	-76.19	-76.24	-82.95	-87.17	-86.98
0 note 6	-	-	-	-	-	-	-	-	-
+0.5	-80.26	-80.68	-79.75	-75.38	-77.81	-76.59	-85.50	-86.07	-90.55
+1.0	-90.52	-82.80	-85.53	-89.41	-81.37	-79.45	-92.98	-87.99	-93.14
+1.5	-88.87	-95.60	-99.31	-101.00	-99.32	-100.61	-90.35	-96.23	-100.38
+2.0	-98.05	-105.90	-103.37	-103.31	-100.16	-99.46	-101.83	-102.45	-99.21
+2.5	-110.19	-110.86	-105.07	-110.53	-106.80	-105.41	-106.32	-107.59	-108.26
+3.0	-110.52	-110.62	-112.31	-104.82	-105.79	-104.04	-104.04	-107.96	-110.85
+3.5	-110.82	-104.83	-103.81	-105.58	-110.16	-100.04	-104.04	-111.39	-110.18
+4.0	-114.81	-112.21	-105.14	-106.11	-109.57	-101.27	-111.74	-112.04	-113.71
+4.5	-109.11	-111.67	-108.52	-104.64	-114.29	-106.67	-106.99	-113.27	-106.60
+5.0	-115.20	-114.45	-114.38	-116.54	-113.76	-107.69	-111.70	-114.18	-112.48

Note 5: Step size 125 kHz

Note 6: All spurs are referenced to carrier signal (n=0).



IF/RF MICROWAVE COMPONENTS • ISO 9001 ISO 14001 AS9100 CERTIFIED RoHS compliant
P.O. Box 350166, Brooklyn, New York 11235-0003 (718) 934-4500 Fax (718) 332-4661

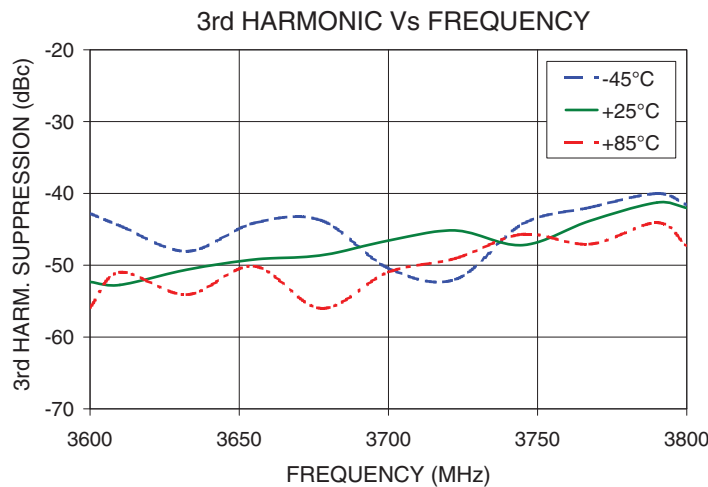
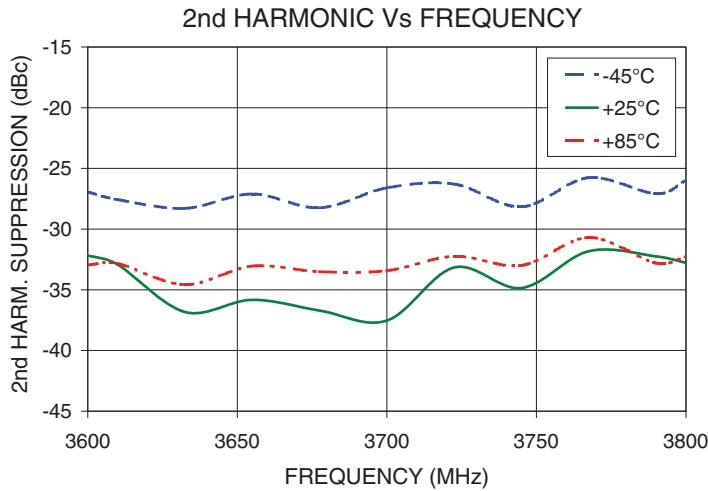
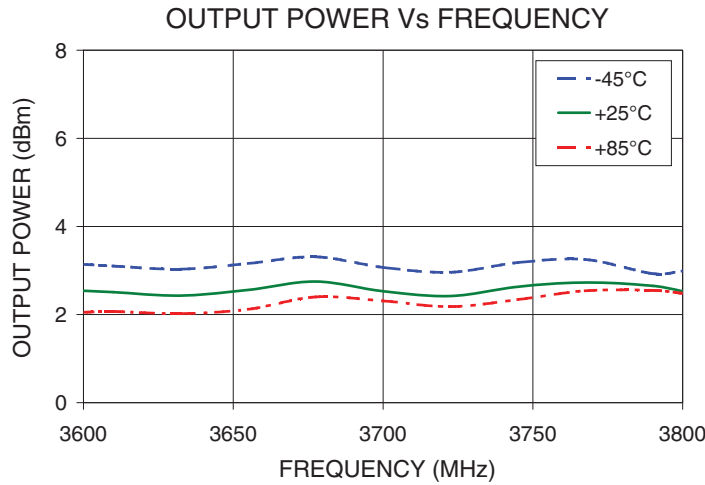


The Design Engineers Search Engine finds the model you need, Instantly • For detailed performance specs & shopping online see



Notes: 1. Performance and quality attributes and conditions not expressly stated in this specification sheet are intended to be excluded and do not form a part of this specification sheet. 2. Electrical specifications and performance data contained herein are based on Mini-Circuit's applicable established test performance criteria and measurement instructions. 3. The parts covered by this specification sheet are subject to Mini-Circuits standard limited warranty and terms and conditions (collectively, "Standard Terms"); Purchasers of this part are entitled to the rights and benefits contained therein. For a full statement of the Standard Terms and the exclusive rights and remedies thereunder, please visit Mini-Circuits' website at www.minicircuits.com/MCLStore/terms.jsp.

Typical Performance Curves



IF/RF MICROWAVE COMPONENTS • ISO 9001 ISO 14001 AS9100 CERTIFIED RoHS compliant
P.O. Box 350166, Brooklyn, New York 11235-0003 (718) 934-4500 Fax (718) 332-4661

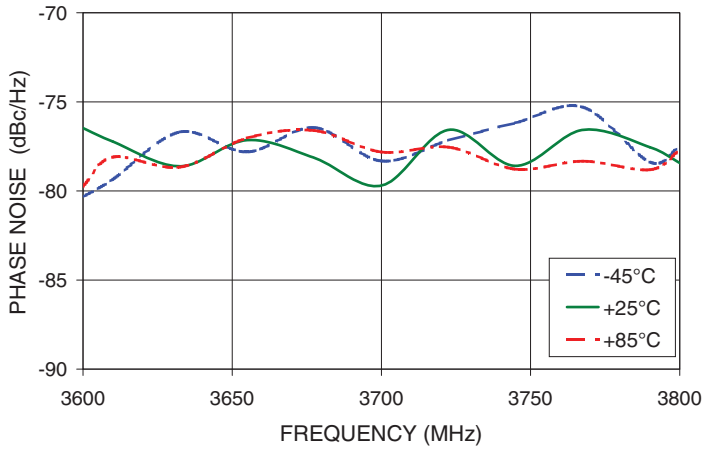


The Design Engineers Search Engine finds the model you need, Instantly • For detailed performance specs & shopping online see

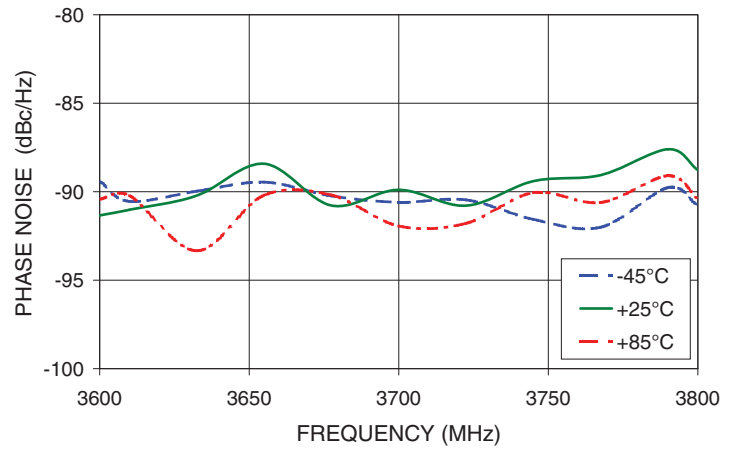


Notes: 1. Performance and quality attributes and conditions not expressly stated in this specification sheet are intended to be excluded and do not form a part of this specification sheet. 2. Electrical specifications and performance data contained herein are based on Mini-Circuit's applicable established test performance criteria and measurement instructions. 3. The parts covered by this specification sheet are subject to Mini-Circuits standard limited warranty and terms and conditions (collectively, "Standard Terms"); Purchasers of this part are entitled to the rights and benefits contained therein. For a full statement of the Standard Terms and the exclusive rights and remedies thereunder, please visit Mini-Circuits' website at www.minicircuits.com/MCLStore/terms.jsp.

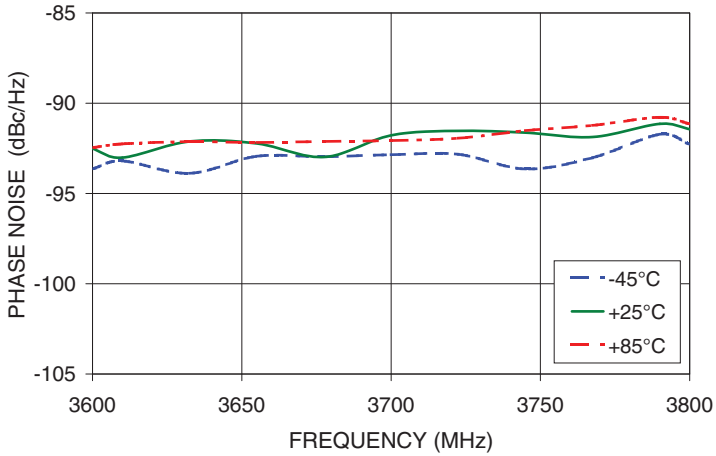
PHASE NOISE @ 100Hz offset



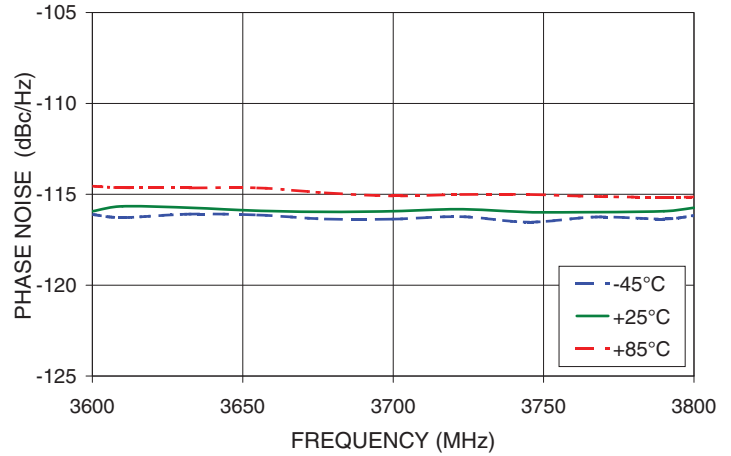
PHASE NOISE @ 1kHz offset



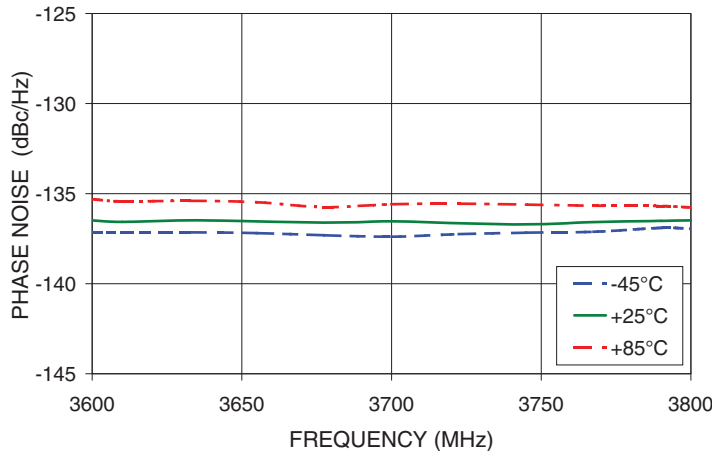
PHASE NOISE @ 10kHz offset



PHASE NOISE @ 100kHz offset



PHASE NOISE @ 1MHz offset



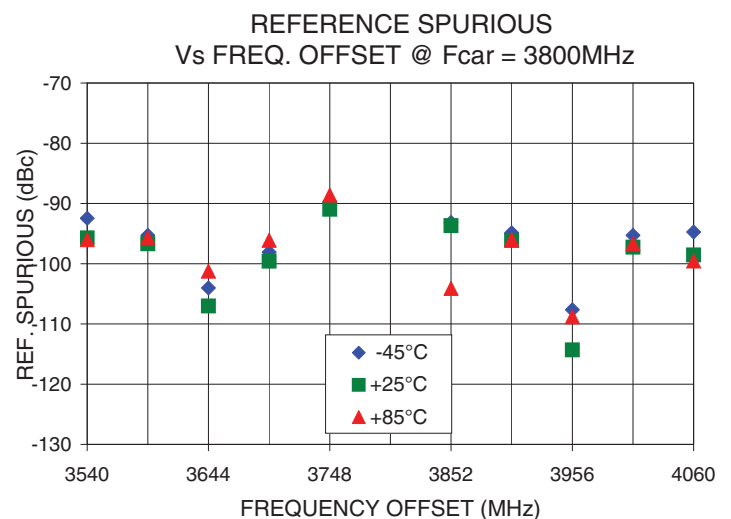
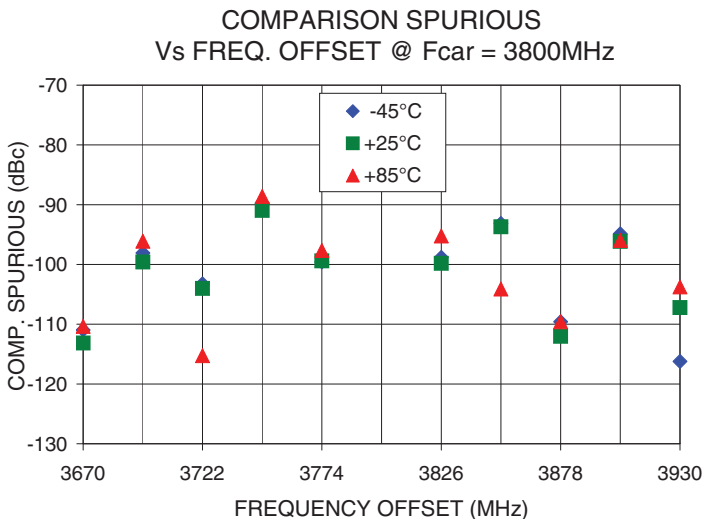
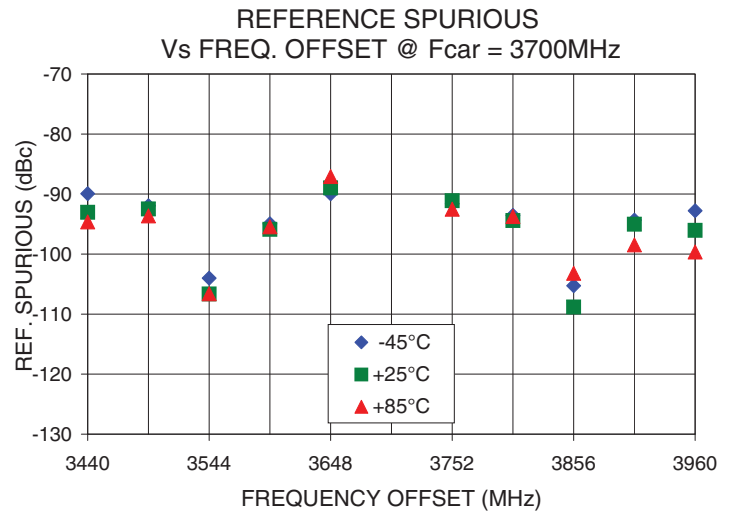
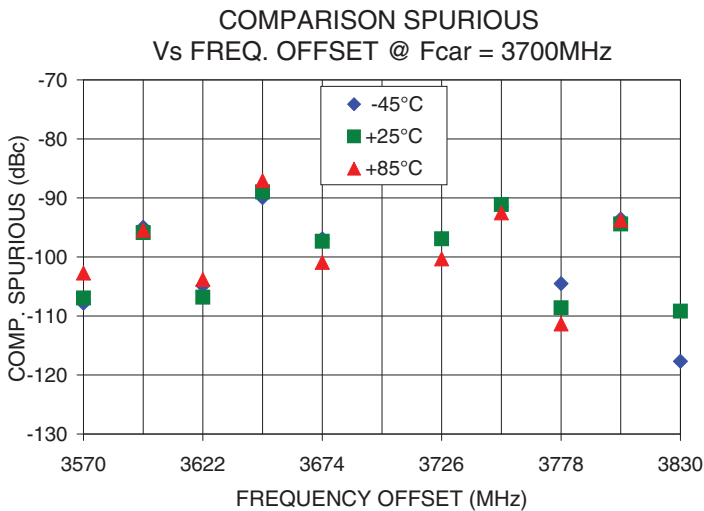
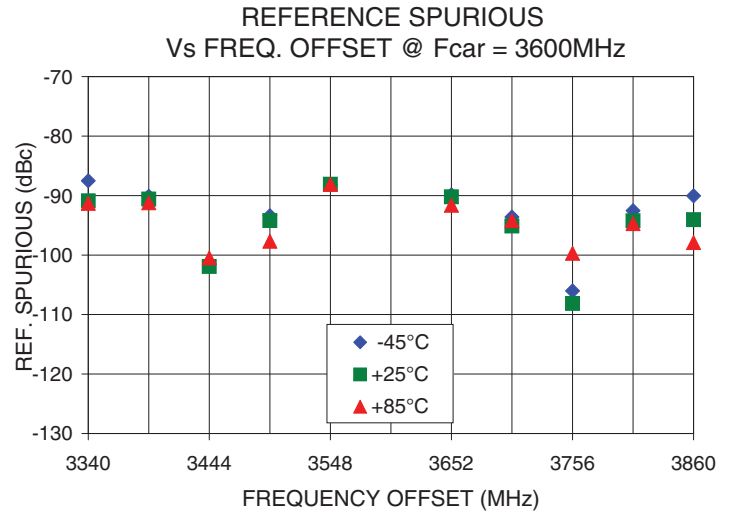
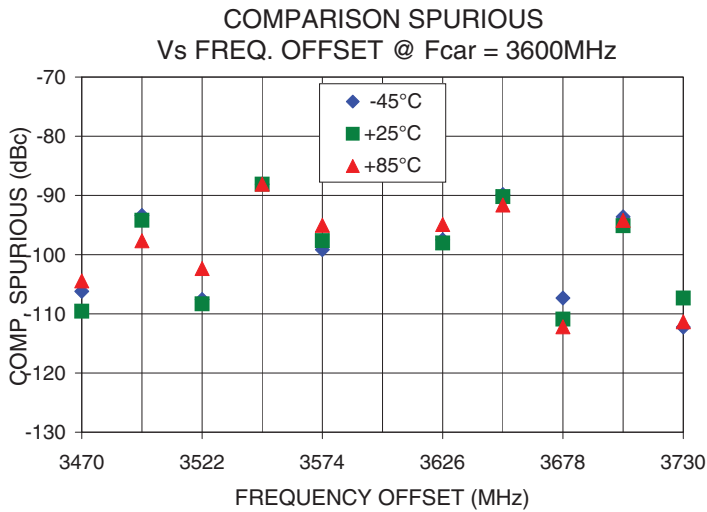
IF/RF MICROWAVE COMPONENTS • ISO 9001 ISO 14001 AS9100 CERTIFIED RoHS compliant
P.O. Box 350166, Brooklyn, New York 11235-0003 (718) 934-4500 Fax (718) 332-4661



The Design Engineers Search Engine finds the model you need, Instantly • For detailed performance specs & shopping online see



Notes: 1. Performance and quality attributes and conditions not expressly stated in this specification sheet are intended to be excluded and do not form a part of this specification sheet. 2. Electrical specifications and performance data contained herein are based on Mini-Circuit's applicable established test performance criteria and measurement instructions. 3. The parts covered by this specification sheet are subject to Mini-Circuits standard limited warranty and terms and conditions (collectively, "Standard Terms"); Purchasers of this part are entitled to the rights and benefits contained therein. For a full statement of the Standard Terms and the exclusive rights and remedies thereunder, please visit Mini-Circuits' website at www.minicircuits.com/MCLStore/terms.jsp.



IF/RF MICROWAVE COMPONENTS • ISO 9001 ISO 14001 AS9100 CERTIFIED RoHS compliant
P.O. Box 350166, Brooklyn, New York 11235-0003 (718) 934-4500 Fax (718) 332-4661

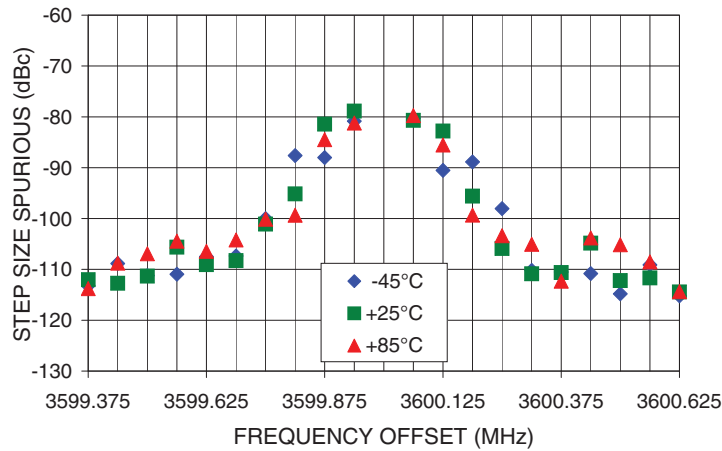


The Design Engineers Search Engine finds the model you need, Instantly • For detailed performance specs & shopping online see

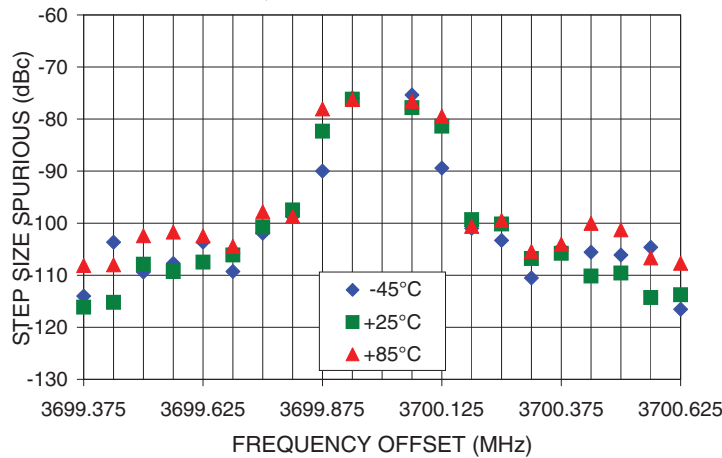


Notes: 1. Performance and quality attributes and conditions not expressly stated in this specification sheet are intended to be excluded and do not form a part of this specification sheet. 2. Electrical specifications and performance data contained herein are based on Mini-Circuit's applicable established test performance criteria and measurement instructions. 3. The parts covered by this specification sheet are subject to Mini-Circuits standard limited warranty and terms and conditions (collectively, "Standard Terms"); Purchasers of this part are entitled to the rights and benefits contained therein. For a full statement of the Standard Terms and the exclusive rights and remedies thereunder, please visit Mini-Circuits' website at www.minicircuits.com/MCLStore/terms.jsp.

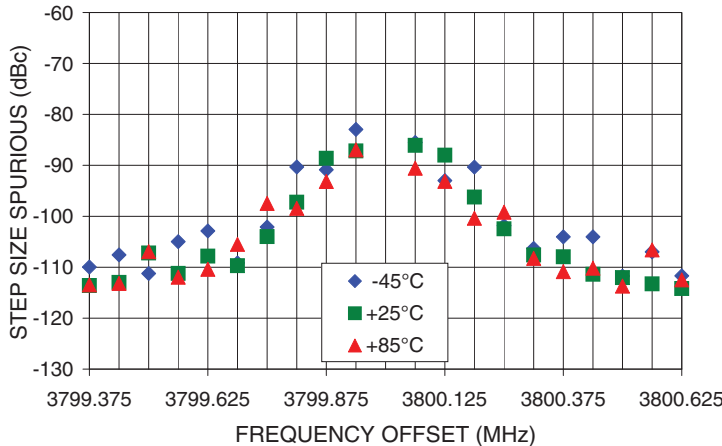
0.5 STEP SIZE & STEP SIZE SPURIOUS
Vs FREQ. OFFSET @ Fcar = 3600MHz



0.5 STEP SIZE & STEP SIZE SPURIOUS
Vs FREQ. OFFSET @ Fcar = 3700MHz



0.5 STEP SIZE & STEP SIZE SPURIOUS
Vs FREQ. OFFSET @ Fcar = 3800MHz



IF/RF MICROWAVE COMPONENTS • ISO 9001 ISO 14001 AS9100 CERTIFIED RoHS compliant
P.O. Box 350166, Brooklyn, New York 11235-0003 (718) 934-4500 Fax (718) 332-4661

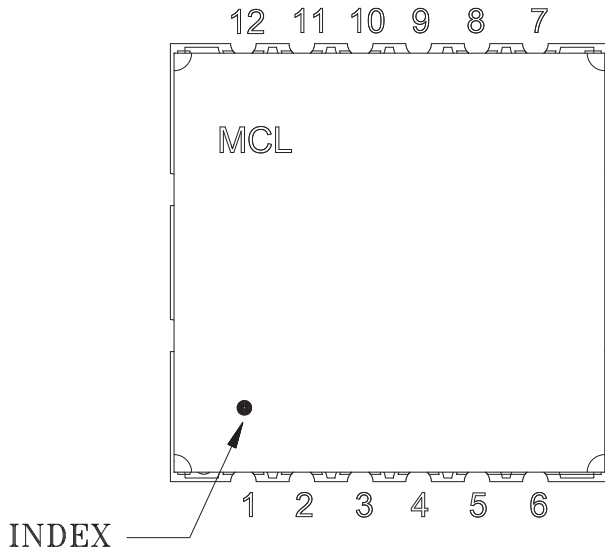


The Design Engineers Search Engine finds the model you need, Instantly • For detailed performance specs & shopping online see



Notes: 1. Performance and quality attributes and conditions not expressly stated in this specification sheet are intended to be excluded and do not form a part of this specification sheet. 2. Electrical specifications and performance data contained herein are based on Mini-Circuit's applicable established test performance criteria and measurement instructions. 3. The parts covered by this specification sheet are subject to Mini-Circuits standard limited warranty and terms and conditions (collectively, "Standard Terms"); Purchasers of this part are entitled to the rights and benefits contained therein. For a full statement of the Standard Terms and the exclusive rights and remedies thereunder, please visit Mini-Circuits' website at www.minicircuits.com/MCLStore/terms.jsp.

Pin Configuration

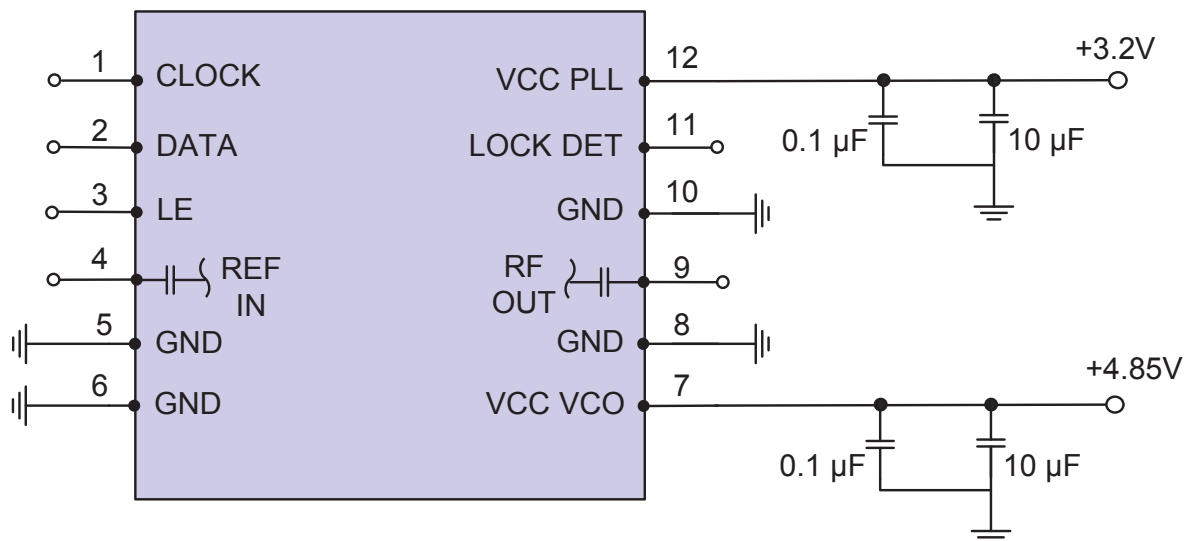


Pin Connection

Pin Number	Function
1	CLOCK
2	DATA
3	ENABLED
4	REF IN
5	GND
6	GND
7	VCC VCO
8	GND
9	RF OUT
10	GND
11	LOCK DET
12	VCC PLL

Recommended Application Circuit

Note: REF IN and RF OUT ports are internally AC coupled.



IF/RF MICROWAVE COMPONENTS • ISO 9001 ISO 14001 AS9100 CERTIFIED RoHS compliant
P.O. Box 350166, Brooklyn, New York 11235-0003 (718) 934-4500 Fax (718) 332-4661

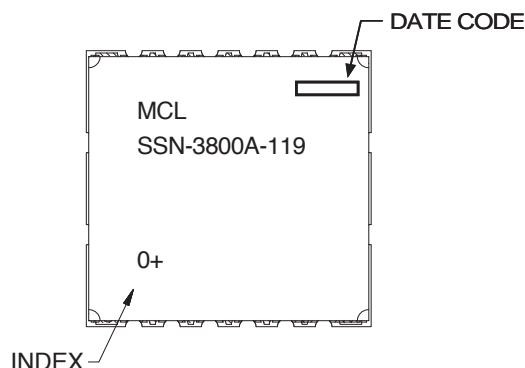


The Design Engineers Search Engine finds the model you need, Instantly • For detailed performance specs & shopping online see



Notes: 1. Performance and quality attributes and conditions not expressly stated in this specification sheet are intended to be excluded and do not form a part of this specification sheet. 2. Electrical specifications and performance data contained herein are based on Mini-Circuit's applicable established test performance criteria and measurement instructions. 3. The parts covered by this specification sheet are subject to Mini-Circuits standard limited warranty and terms and conditions (collectively, "Standard Terms"); Purchasers of this part are entitled to the rights and benefits contained therein. For a full statement of the Standard Terms and the exclusive rights and remedies thereunder, please visit Mini-Circuits' website at www.minicircuits.com/MCLStore/terms.jsp.

Device Marking



Additional Detailed Technical Information

Additional information is available on our web site. To access this information enter the model number on our web site home page.

Case Style: KJ1367

Tape & Reel: TR-F95

Suggested Layout for PCB Design: PL-317

Evaluation Board: TB-552+

Environment Ratings: ENV03T2



IF/RF MICROWAVE COMPONENTS • ISO 9001 ISO 14001 AS9100 CERTIFIED RoHS compliant

P.O. Box 350166, Brooklyn, New York 11235-0003 (718) 934-4500 Fax (718) 332-4661



The Design Engineers Search Engine finds the model you need, Instantly • For detailed performance specs & shopping online see



Notes: 1. Performance and quality attributes and conditions not expressly stated in this specification sheet are intended to be excluded and do not form a part of this specification sheet. 2. Electrical specifications and performance data contained herein are based on Mini-Circuit's applicable established test performance criteria and measurement instructions. 3. The parts covered by this specification sheet are subject to Mini-Circuits standard limited warranty and terms and conditions (collectively, "Standard Terms"); Purchasers of this part are entitled to the rights and benefits contained therein. For a full statement of the Standard Terms and the exclusive rights and remedies thereunder, please visit Mini-Circuits' website at www.minicircuits.com/MCLStore/terms.jsp.

Frequency Synthesizer

SSN-3800A-119+

Typical Performance Data

FREQ. (MHz)	POWER OUTPUT (dBm)			HARMONICS (dBc)						VCO CURRENT (mA)			PLL CURENT (mA)		
				F2			F3								
	-45°C	+25°C	+85°C	-45°C	+25°C	+85°C	-45°C	+25°C	+85°C	-45°C	+25°C	+85°C	-45°C	+25°C	+85°C
3600.00	3.14	2.54	2.05	-26.94	-32.18	-32.96	-42.79	-52.33	-55.90	38.55	40.70	42.33	15.03	16.16	18.44
3610.00	3.10	2.51	2.07	-27.57	-32.92	-32.84	-44.50	-52.75	-50.97	38.56	40.71	42.33	14.73	15.88	18.12
3632.50	3.03	2.43	2.02	-28.29	-36.83	-34.57	-48.05	-50.61	-54.10	38.59	40.73	42.35	14.96	16.13	18.44
3655.00	3.16	2.56	2.12	-27.11	-35.83	-33.05	-44.13	-49.20	-50.13	38.62	40.75	42.36	15.06	16.25	18.57
3677.50	3.31	2.75	2.40	-28.25	-36.71	-33.51	-43.76	-48.61	-56.01	38.65	40.77	42.39	15.11	16.31	18.64
3700.00	3.07	2.53	2.31	-26.60	-37.54	-33.42	-50.41	-46.56	-50.96	38.67	40.80	42.41	14.84	16.03	18.36
3722.50	2.96	2.42	2.18	-26.29	-33.16	-32.24	-51.97	-45.17	-49.05	38.71	40.83	42.42	14.78	15.97	18.30
3745.00	3.18	2.63	2.34	-28.16	-34.86	-32.99	-44.26	-47.20	-45.68	38.75	40.86	42.44	14.50	15.66	17.99
3767.50	3.25	2.73	2.54	-25.76	-31.82	-30.69	-41.96	-43.82	-47.07	38.76	40.86	42.45	14.71	15.90	18.24
3790.00	2.93	2.65	2.55	-27.09	-32.25	-32.80	-40.02	-41.27	-44.07	39.36	40.90	42.48	14.84	16.04	18.38
3800.00	2.99	2.53	2.48	-26.00	-32.77	-32.27	-41.59	-42.02	-47.33	38.83	40.93	42.50	14.67	15.85	18.19

FREQ. (MHz)	PHASE NOISE (dBc/Hz)														
	@ OFFSETS														
	-45°C					+25°C					+85°C				
	100Hz	1kHz	10kHz	100kHz	1MHz	100Hz	1kHz	10kHz	100kHz	1MHz	100Hz	1kHz	10kHz	100kHz	1MHz
3600.00	-80.33	-89.41	-93.64	-116.11	-137.16	-76.47	-91.34	-92.51	-115.94	-136.49	-79.74	-90.43	-92.46	-114.55	-135.31
3610.00	-79.35	-90.55	-93.20	-116.28	-137.15	-77.23	-91.02	-93.01	-115.66	-136.57	-78.10	-90.22	-92.25	-114.64	-135.43
3632.50	-76.69	-89.97	-93.88	-116.09	-137.15	-78.62	-90.22	-92.12	-115.74	-136.48	-78.66	-93.34	-92.13	-114.65	-135.40
3655.00	-77.81	-89.46	-92.94	-116.14	-137.19	-77.15	-88.42	-92.23	-115.91	-136.54	-77.03	-90.20	-92.17	-114.65	-135.48
3677.50	-76.45	-90.24	-92.96	-116.36	-137.31	-78.14	-90.78	-92.98	-115.97	-136.61	-76.61	-90.19	-92.12	-114.92	-135.75
3700.00	-78.32	-90.60	-92.85	-116.37	-137.39	-79.70	-89.89	-91.78	-115.93	-136.54	-77.82	-91.94	-92.07	-115.09	-135.59
3722.50	-77.16	-90.46	-92.83	-116.23	-137.25	-76.57	-90.79	-91.53	-115.82	-136.64	-77.54	-91.79	-91.94	-115.01	-135.56
3745.00	-76.18	-91.56	-93.64	-116.53	-137.17	-78.59	-89.40	-91.63	-115.98	-136.71	-78.78	-90.05	-91.52	-115.01	-135.61
3767.50	-75.30	-92.01	-93.02	-116.25	-137.12	-76.57	-89.06	-91.87	-115.98	-136.58	-78.33	-90.61	-91.23	-115.12	-135.67
3790.00	-78.38	-89.77	-91.72	-116.36	-136.90	-77.55	-87.60	-91.14	-115.93	-136.51	-78.81	-89.10	-90.78	-115.17	-135.69
3800.00	-77.52	-90.78	-92.27	-116.17	-136.95	-78.43	-88.78	-91.44	-115.74	-136.48	-77.72	-90.39	-91.15	-115.15	-135.77

REV. X1

SSN-3800A-119+

100531

Page 1 of 3



IF/Rf MICROWAVE COMPONENTS • ISO 9001 ISO 14001 AS 9100 CERTIFIED RoHS compliant

P.O. Box 350166, Brooklyn, New York 11235-0003 (718) 934-4500 Fax (718) 332-4661



The Design Engineers Search Engine finds the model you need, Instantly • For detailed performance specs & shopping online see



Typical Performance Data

COMPARISON SPURIOUS ORDER	COMPARISON SPURIOUS @Fcarrier 3600MHz± (n*Fcomparison) (dBc) NOTE 1			COMPARISON SPURIOUS @Fcarrier 3700MHz± (n*Fcomparison) (dBc) NOTE 1			COMPARISON SPURIOUS @Fcarrier 3800MHz± (n*Fcomparison) (dBc) NOTE 1		
	-45°C	+25°C	+85°C	-45°C	+25°C	+85°C	-45°C	+25°C	+85°C
-5	-106.21	-109.56	-100.47	-107.84	-106.94	-106.61	-110.97	-113.14	-101.23
-4	-93.38	-94.20	-104.44	-94.95	-95.87	-102.72	-98.08	-99.59	-110.35
-3	-107.57	-108.31	-97.66	-104.88	-106.81	-95.46	-103.25	-104.00	-96.11
-2	-88.11	-88.10	-102.34	-89.95	-88.97	-103.82	-89.68	-90.96	-115.25
-1	-99.17	-97.64	-88.09	-96.92	-97.33	-87.07	-99.58	-99.40	-88.60
0 ^{note 2}	-	-	-	-	-	-	-	-	-
+1	-97.48	-98.04	-95.03	-96.81	-96.93	-100.90	-98.81	-99.81	-97.66
+2	-89.85	-90.21	-94.91	-91.60	-91.11	-100.33	-93.14	-93.69	-95.23
+3	-107.33	-110.89	-91.62	-104.51	-108.61	-92.52	-109.58	-112.03	-104.10
+4	-93.60	-95.12	-112.19	-93.56	-94.41	-111.34	-94.87	-96.14	-109.59
+5	-112.24	-107.34	-94.21	-117.67	-109.17	-93.75	-116.22	-107.21	-95.97

Note 1: Comparison frequency 26 MHz

Note 2: All spurs are referenced to carrier signal (n=0).

REFERENCE SPURIOUS ORDER	REFERENCE SPURIOUS @Fcarrier 3600MHz± (n*Freference) (dBc) NOTE 3			REFERENCE SPURIOUS @Fcarrier 3700MHz± (n*Freference) (dBc) NOTE 3			REFERENCE SPURIOUS @Fcarrier 3800MHz± (n*Freference) (dBc) NOTE 3		
	-45°C	+25°C	+85°C	-45°C	+25°C	+85°C	-45°C	+25°C	+85°C
-5	-87.51	-90.89	-91.30	-89.93	-93.03	-94.63	-92.46	-95.71	-96.02
-4	-90.11	-90.58	-91.20	-91.94	-92.49	-93.63	-95.30	-96.70	-95.69
-3	-101.54	-101.92	-100.47	-104.01	-106.65	-106.61	-104.02	-107.02	-101.23
-2	-93.38	-94.20	-97.66	-94.95	-95.87	-95.46	-98.08	-99.59	-96.11
-1	-88.11	-88.10	-88.09	-89.95	-88.97	-87.07	-89.68	-90.96	-88.60
0 ^{note 4}	-	-	-	-	-	-	-	-	-
+1	-89.85	-90.21	-91.62	-91.60	-91.11	-92.52	-93.14	-93.69	-104.10
+2	-93.60	-95.12	-94.21	-93.56	-94.41	-93.75	-94.87	-96.14	-95.97
+3	-106.02	-108.13	-99.69	-105.27	-108.81	-103.19	-107.65	-114.31	-108.82
+4	-92.54	-94.24	-94.70	-94.33	-95.03	-98.45	-95.29	-97.25	-96.67
+5	-90.04	-94.06	-97.89	-92.77	-96.05	-99.64	-94.73	-98.54	-99.55

Note 3: Reference frequency 52 MHz

Note 4: All spurs are referenced to carrier signal (n=0).

Typical Performance Data

STEP SIZE SPURIOUS ORDER	0.5 STEP SIZE & STEP SIZE SPURIOUS @ Fcarrier 3600 MHz± (n*Fstep size) (dBc) NOTE 5			0.5 STEP SIZE & STEP SIZE SPURIOUS @ Fcarrier 3700 MHz± (n*Fstep size) (dBc) NOTE 5			0.5 STEP SIZE & STEP SIZE SPURIOUS @ Fcarrier 3800 MHz± (n*Fstep size) (dBc) NOTE 5		
	-45°C	+25°C	+85°C	-45°C	+25°C	+85°C	-45°C	+25°C	+85°C
-5.0	-113.21	-112.03	-113.79	-114.00	-116.13	-108.13	-109.96	-113.60	-113.46
-4.5	-108.86	-112.74	-108.76	-103.65	-115.20	-108.00	-107.57	-112.99	-113.17
-4.0	-111.22	-111.33	-106.93	-109.38	-107.88	-102.40	-111.24	-107.21	-106.95
-3.5	-110.95	-105.64	-104.44	-107.74	-109.31	-101.70	-104.97	-111.20	-111.95
-3.0	-107.50	-109.07	-106.44	-103.62	-107.47	-102.45	-102.87	-107.81	-110.39
-2.5	-107.37	-108.29	-104.20	-109.27	-106.10	-104.41	-109.15	-109.71	-105.51
-2.0	-99.99	-101.10	-100.13	-101.94	-100.71	-97.81	-102.11	-104.00	-97.48
-1.5	-87.61	-95.15	-99.35	-98.72	-97.47	-98.69	-90.31	-97.23	-98.43
-1.0	-88.00	-81.44	-84.48	-90.00	-82.33	-78.04	-90.87	-88.61	-93.17
-0.5	-80.85	-78.87	-81.22	-75.98	-76.19	-76.24	-82.95	-87.17	-86.98
0 ^{note 6}	-	-	-	-	-	-	-	-	-
+0.5	-80.26	-80.68	-79.75	-75.38	-77.81	-76.59	-85.50	-86.07	-90.55
+1.0	-90.52	-82.80	-85.53	-89.41	-81.37	-79.45	-92.98	-87.99	-93.14
+1.5	-88.87	-95.60	-99.31	-101.00	-99.32	-100.61	-90.35	-96.23	-100.38
+2.0	-98.05	-105.90	-103.37	-103.31	-100.16	-99.46	-101.83	-102.45	-99.21
+2.5	-110.19	-110.86	-105.07	-110.53	-106.80	-105.41	-106.32	-107.59	-108.26
+3.0	-110.52	-110.62	-112.31	-104.82	-105.79	-104.04	-104.04	-107.96	-110.85
+3.5	-110.82	-104.83	-103.81	-105.58	-110.16	-100.04	-104.04	-111.39	-110.18
+4.0	-114.81	-112.21	-105.14	-106.11	-109.57	-101.27	-111.74	-112.04	-113.71
+4.5	-109.11	-111.67	-108.52	-104.64	-114.29	-106.67	-106.99	-113.27	-106.60
+5.0	-115.20	-114.45	-114.38	-116.54	-113.76	-107.69	-111.70	-114.18	-112.48

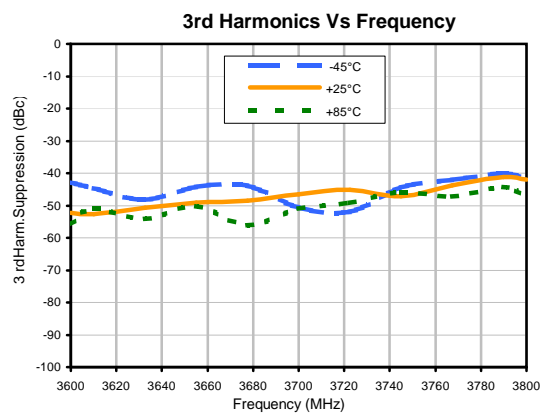
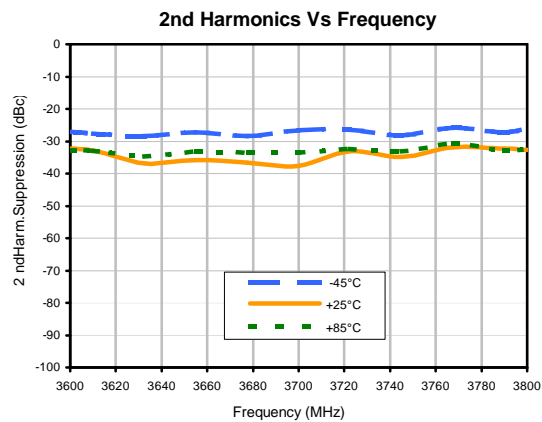
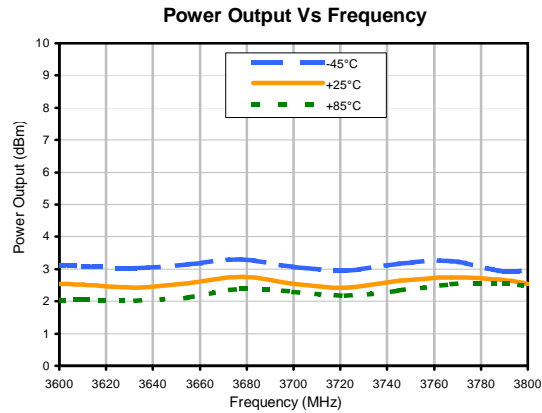
Note 5: Step size 125 kHz

Note 6: All spurs are referenced to carrier signal (n=0).

Frequency Synthesizer

Typical Performance Data

SSN-3800A-119+



REV. X1
SSN-3800A-119+
100531
Page 1 of 4



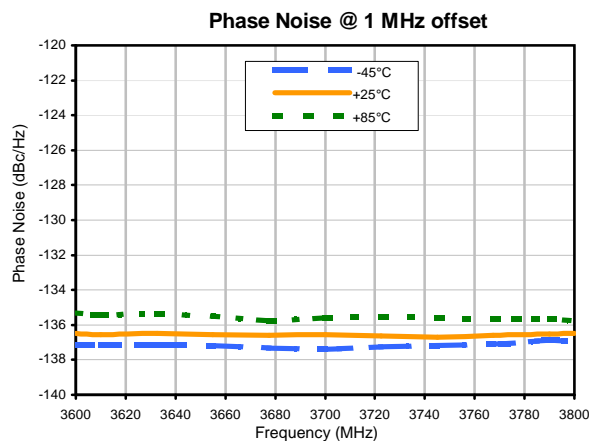
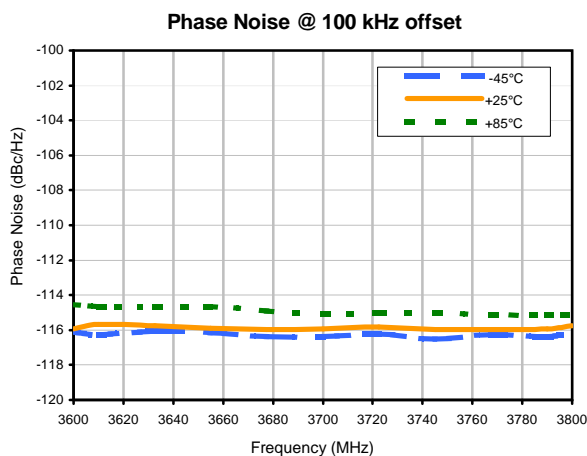
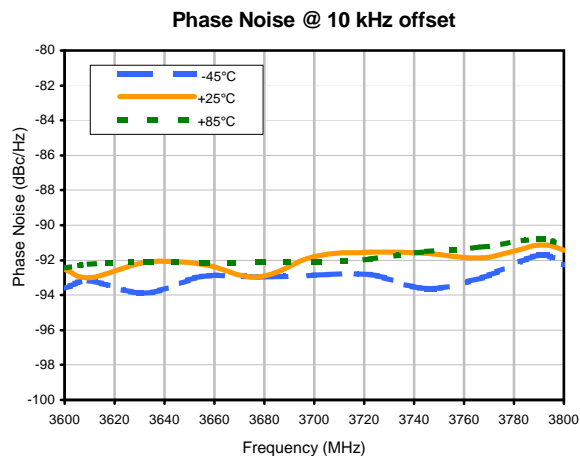
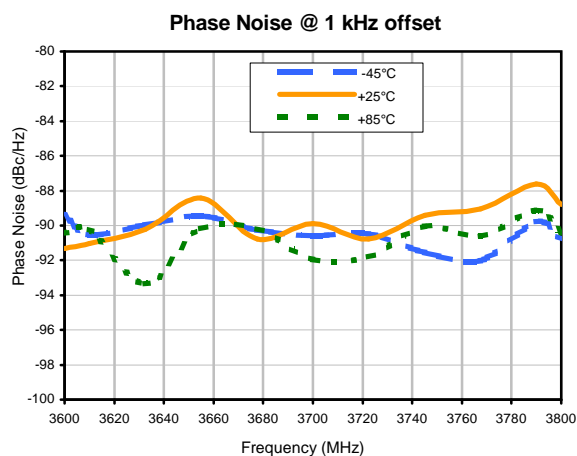
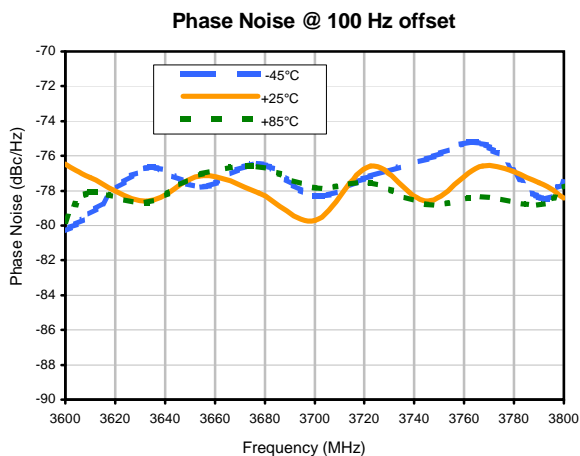
IF/RF MICROWAVE COMPONENTS • ISO 9001 ISO 14001 AS 9100 CERTIFIED RoHS compliant
P.O. Box 350166, Brooklyn, New York 11235-0003 (718) 934-4500 Fax (718) 332-4661



The Design Engineers Search Engine finds the model you need, Instantly • For detailed performance specs & shopping online see



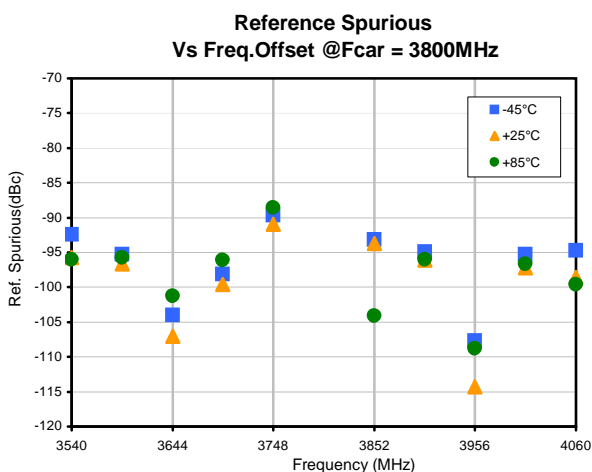
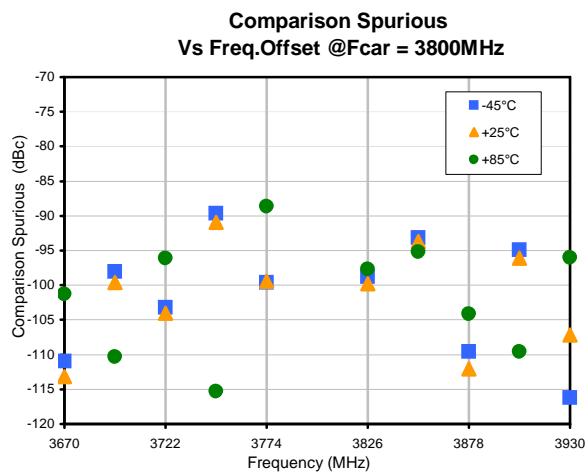
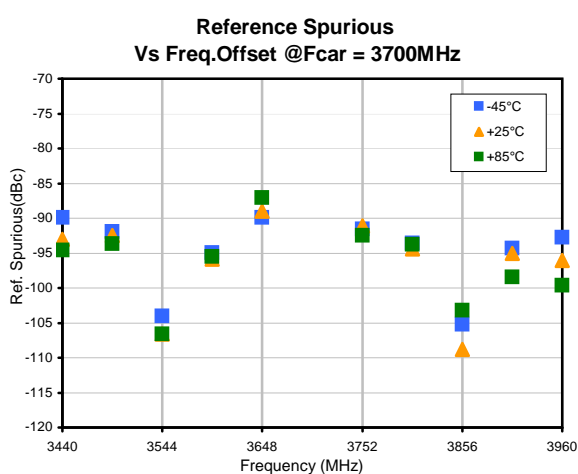
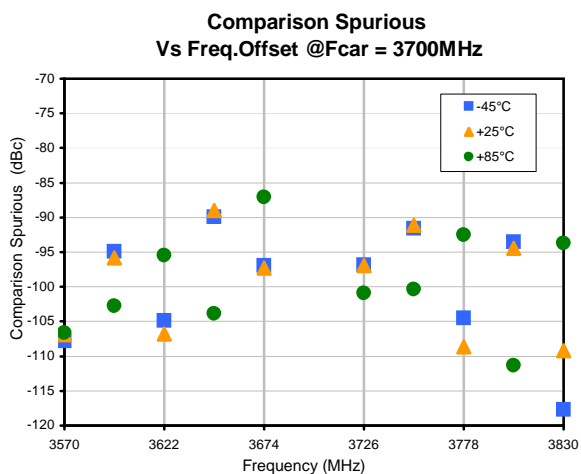
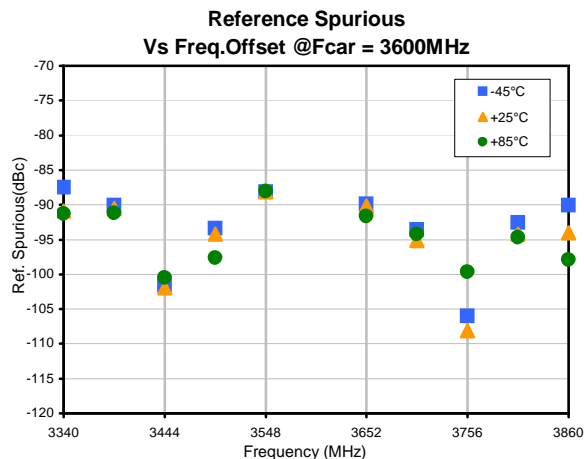
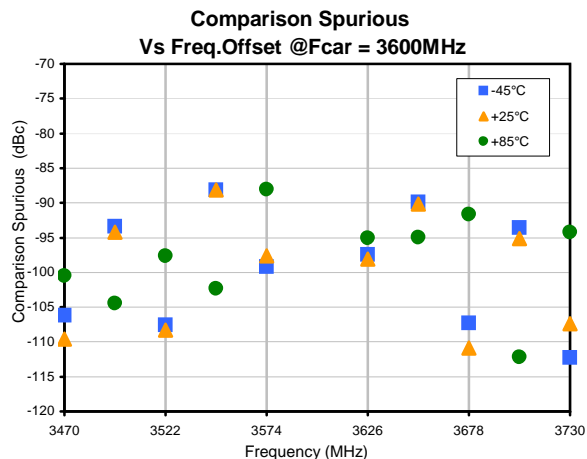
Typical Performance Data



Frequency Synthesizer

SSN-3800A-119+

Typical Performance Data



REV. X1

SSN-3800A-119+

100531

Page 3 of 4



IF/RF MICROWAVE COMPONENTS • ISO 9001 ISO 14001 AS 9100 CERTIFIED RoHS compliant

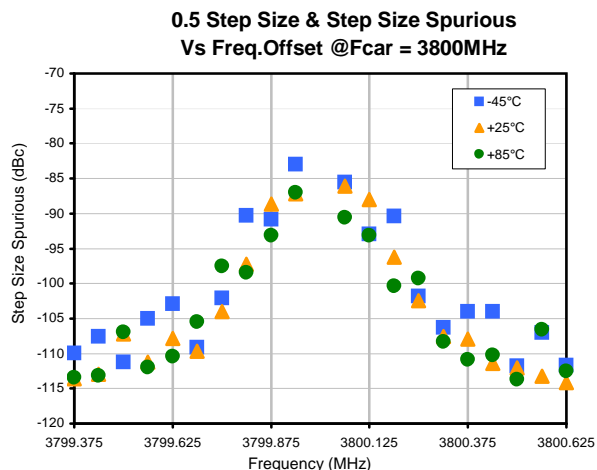
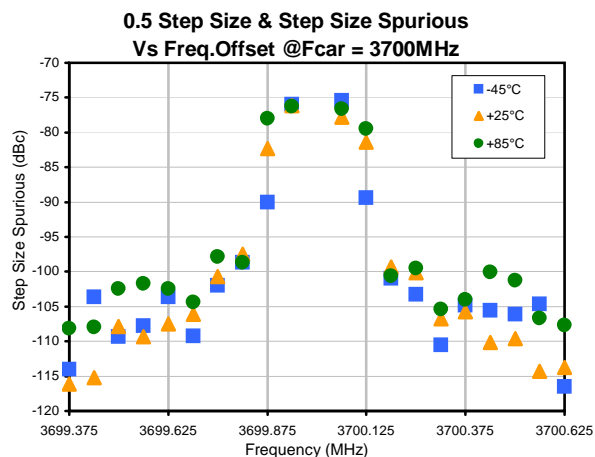
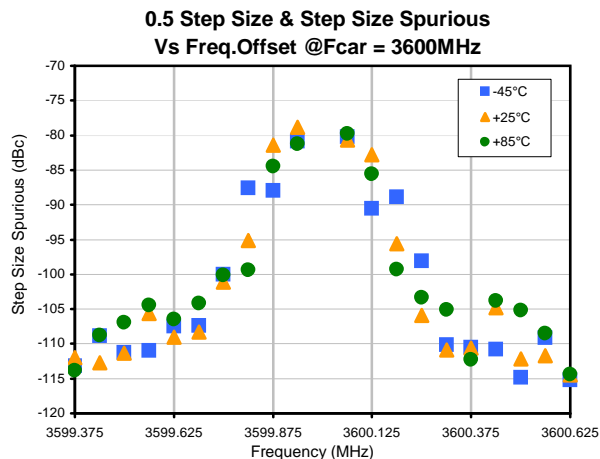
P.O. Box 350166, Brooklyn, New York 11235-0003 (718) 934-4500 Fax (718) 332-4661



The Design Engineers Search Engine finds the model you need, Instantly • For detailed performance specs & shopping online see



Typical Performance Data



IF/RF MICROWAVE COMPONENTS • ISO 9001 ISO 14001 AS9100 CERTIFIED RoHS compliant

P.O. Box 350166, Brooklyn, New York 11235-0003 (718) 934-4500 Fax (718) 332-4661



The Design Engineers Search Engine finds the model you need, Instantly • For detailed performance specs & shopping online see

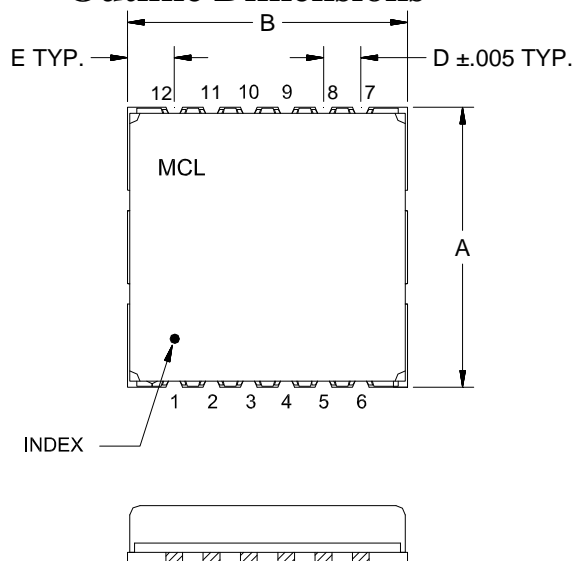


Case Style

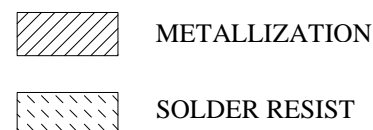
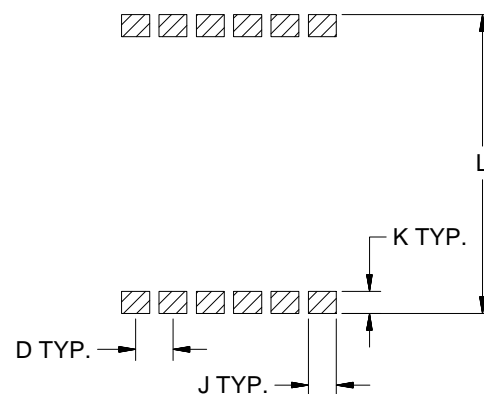
KJ

Outline Dimensions

KJ1367



PCB Land Pattern



CASE#	A	B	C	D	E	F	G	H	J	K	L	WT.GRAM
KJ1367	.600 (15.24)	.600 (15.24)	.138 (3.51)	.080 (2.03)	.100 (2.54)	.060 (1.52)	.060 (1.52)	.028 (0.71)	.060 (1.52)	.047 (1.19)	.640 (16.26)	2.0

Dimensions are in inches (mm). Tolerances: 2PL. +/- .03; 3PL. +/- .015

Notes:

1. Case material: Nickel-Silver alloy.
2. Base: Printed wiring laminate.
3. Termination finish:

For RoHS Case Styles: 2-5 μ inch (.05-.13 microns) Gold over 120-240 μ inch (3.05-6.10 microns) Nickel plate.
 All models, (+) suffix.

Mini-Circuits®
 ISO 9001 ISO 14001 CERTIFIED

ALL NEW
minicircuits.com

P.O. Box 350166, Brooklyn, New York 11235-0003 (718) 934-4500 Fax (718) 332-4661 For detailed performance specs & shopping online see Mini-Circuits web site

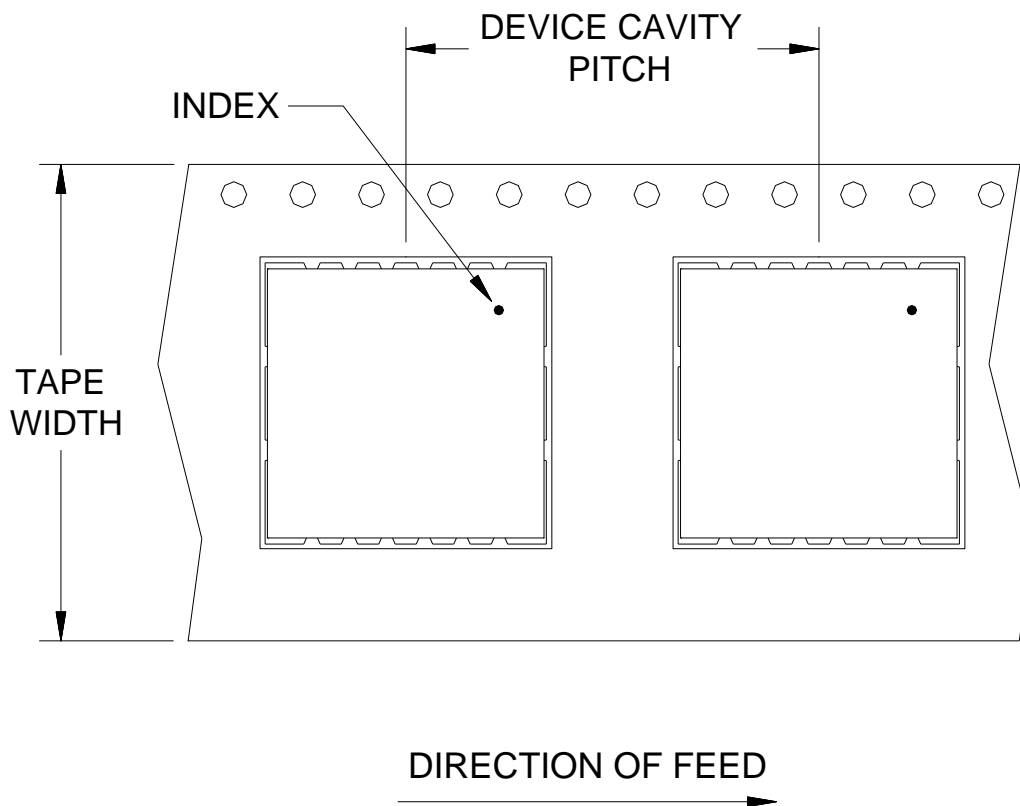


The Design Engineers Search Engine Provides ACTUAL Data Instantly From MINI-CIRCUITS At: www.minicircuits.com

RF/IF MICROWAVE COMPONENTS

Tape & Reel Packaging TR-F95

DEVICE ORIENTATION IN T&R



Tape Width, mm	Device Cavity Pitch, mm	Reel Size, inches	Devices per Reel	
24	24	13	Small quantity standards (see note)	20
				50
				100
				200
			Standard	500

Note: Please consult individual model data sheet to determine device per reel availability.

Mini-Circuits carrier tape materials provide protection from ESD (Electro-Static Discharge) during handling and transportation. Tapes are static dissipative and comply with industry standards EIA-481/EIA-541.

Go to: www.minicircuits.com/pages/pdfs/tape.pdf



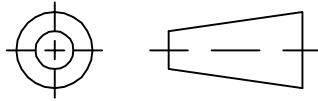
INTERNET <http://www.minicircuits.com>

P.O. Box 350166, Brooklyn, New York 11235-0003 (718) 934-4500 Fax (718) 332-4661

Distribution Centers NORTH AMERICA 800-654-7949 • 417-335-5935 • Fax 417-335-5945 • EUROPE 44-1252-832600 • Fax 44-1252-837010

Mini-Circuits ISO 9001 & ISO 14001 Certified

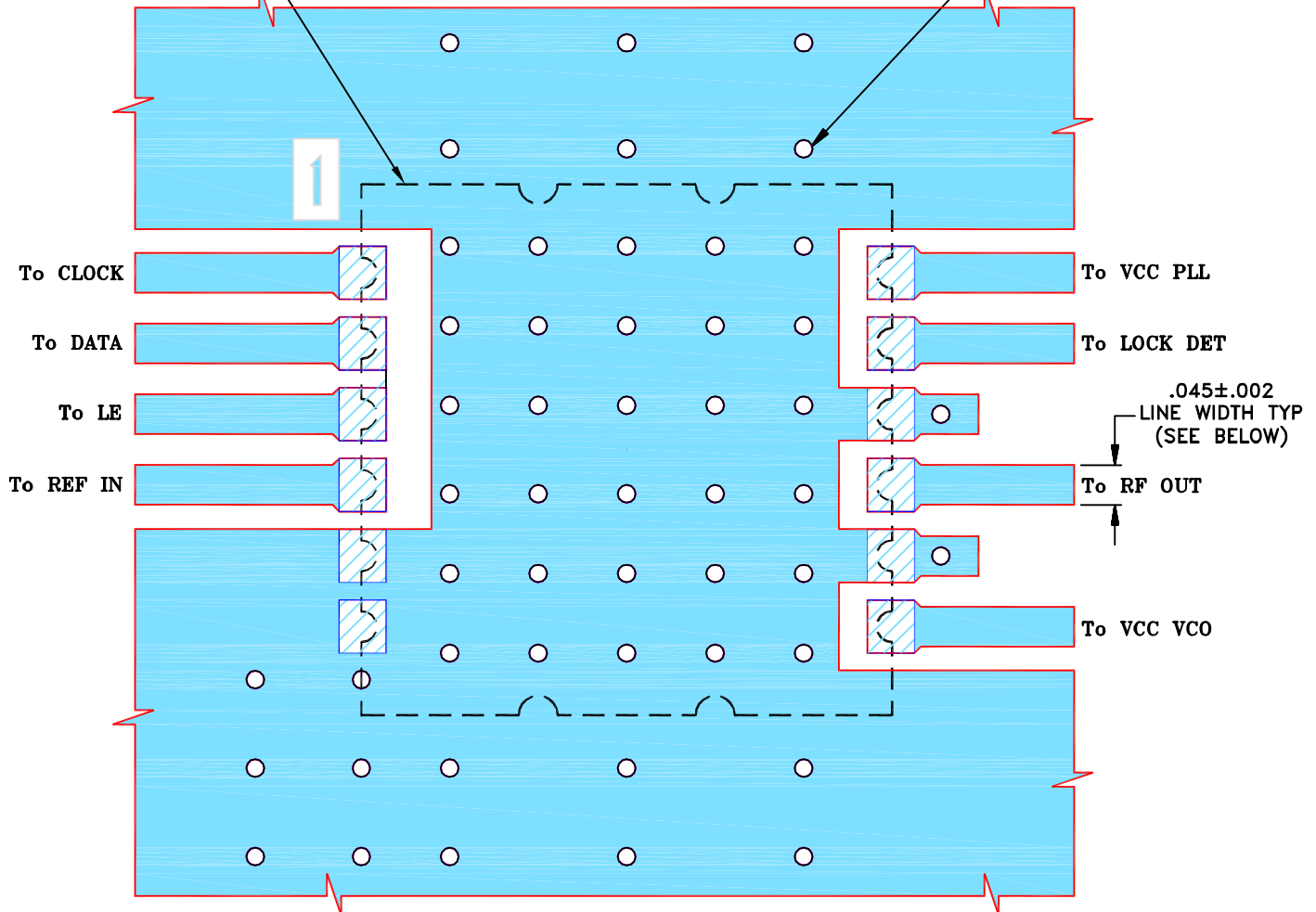
THIRD ANGLE PROJECTION



REVISIONS


REV	ECN No.	DESCRIPTION	DATE	DR	AUTH
OR	M124738	NEW RELEASE	04/10	DK	HH
OR	R77823	NEW RELEASE	04/10	DK	HH


SUGGESTED MOUNTING CONFIGURATION

FOR KJ1367 CASE STYLE, 12SY01 PIN CONNECTION, 50 Ω .Ø.020 PTH. TYP.
FOR GROUNDPACKAGE
OUTLINE

NOTES:

- TRACE WIDTH IS SHOWN FOR R04350B WITH DIELECTRIC THICKNESS.
.020"±.0015". COPPER: 1/2 OZ. EACH SIDE.
FOR OTHER MATERIALS TRACE WIDTH MAY NEED TO BE MODIFIED.
- BOTTOM SIDE OF THE PCB IS CONTINUOUS GROUND PLANE.

 DENOTES PCB COPPER LAYOUT WITH SMOBC (SOLDER MASK OVER BARE COPPER)

 DENOTES COPPER LAND PATTERN FREE OF SOLDERMASK

UNLESS OTHERWISE SPECIFIED

INITIALS

DATE

DIMENSIONS ARE IN INCHES

TOLERANCES ON:
2 PL DECIMALS ±
3 PL DECIMALS ± .005
ANGLES ±
FRACTIONS ±

DRAWN

DK (RAVON)

06 APR 10

CHECKED

DH (RAVON)

07 APR 10

APPROVED

HH (RAVON)

07 APR 10



Mini-Circuits® 13 Neptune Avenue
Brooklyn NY 11235

PL, 12SY01, KJ1367, SSN
TB-552+ (50 Ω)

SIZE
A

CODE IDENT
15542

DRAWING NO:
98-PL-317


REV:
OR

FILE: 98PL317

SCALE: 5:1

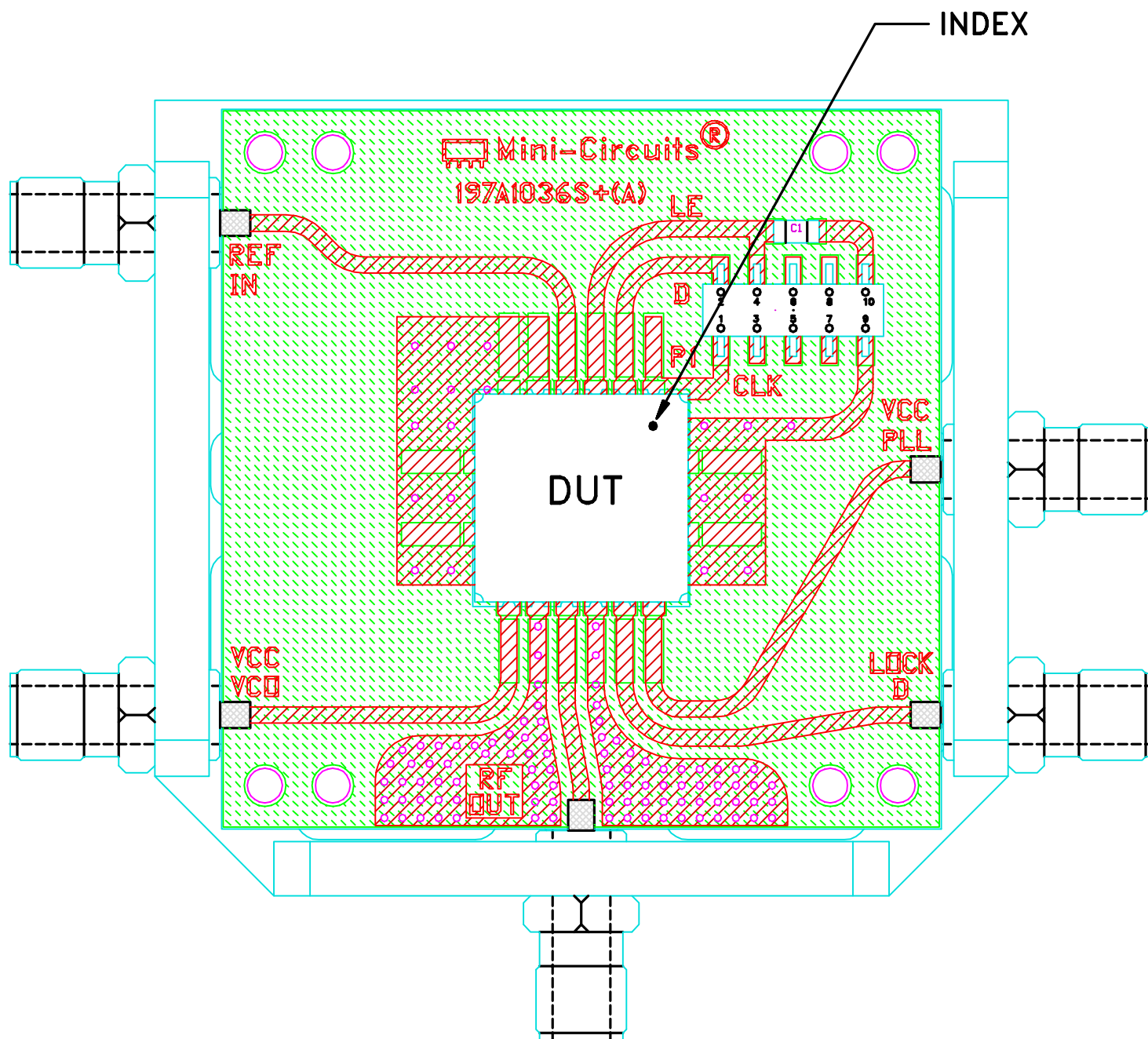
SHEET: 1 OF 1

THIS DOCUMENT AND ITS CONTENTS ARE THE PROPERTY OF MINI-CIRCUITS.
EXCEPT FOR USE EXPRESSLY GRANTED, IN WRITING, TO ITS VENDORS, VENDEE
AND THE UNITED STATES GOVERNMENT, MINI-CIRCUITS RESERVES ALL PROPRIETARY
DESIGN, USE, MANUFACTURING AND REPRODUCTION RIGHTS THERETO.
THESE CONTENTS SHALL NOT BE USED, DUPLICATED OR DISCLOSED TO ANY OUTSIDE
PARTY, IN WHOLE OR IN PART, WITHOUT WRITTEN PERMISSION OF MINI-CIRCUITS.

 Mini-Circuits®

ASHEETA1.DWG REV:A DATE:01/12/95

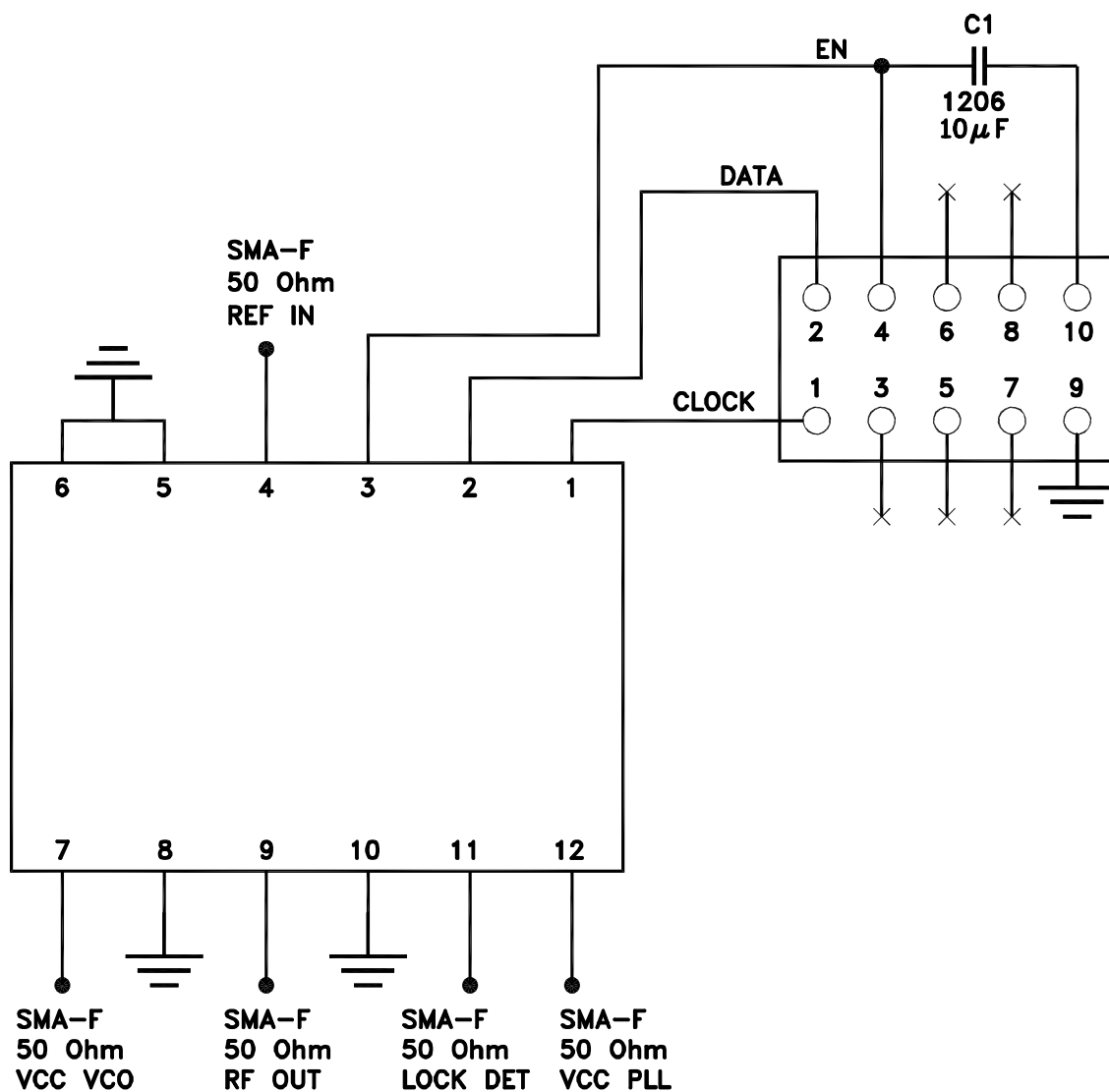
Evaluation Board and Circuit



TB-552+

NOTES:

1. SMA FEMALE CONNECTORS.
2. PCB MATERIAL: RO4350B OR EQUIVALENT, DIALECTRIC CONSTANT=3.5, DIALECTRIC THICKNESS=.020 INCH.



TB-552+ Schematic Diagram



All Mini-Circuits products are manufactured under exacting quality assurance and control standards, and are capable of meeting published specifications after being subjected to any or all of the following physical and environmental test.

Specification	Test/Inspection Condition	Reference/Spec
Operating Temperature	-40° to 85°C Ambient Environment	Individual Model Data Sheet
Storage Temperature	-55° to 100° C Ambient Environment	Individual Model Data Sheet
Humidity	90 to 95% RH, 240 hours, 50°C	MIL-STD-202, Method 103, Condition A, Except 50°C and end-point electrical test done within 12 hours
Thermal Shock	-55° to 100°C, 100 cycles	MIL-STD-202, Method 107, Condition A-3, except +100°C
Solder Reflow Heat	Sn-Pb Eutectic Process: 225°C peak Pb-Free Process, 245°C peak	J-STD-020, Table 4-1, 4-2 and 5-2, Figure 5-1
Solderability	10X Magnification	J-STD-002, Para 4.2.5, Test S, 95% Coverage
Vibration (High Frequency)	20g peak, 20-2000 Hz, 4 times in each of three axes (total 12)	MIL-STD-883, Method 2007.3, Condition A
Mechanical Shock	50g, 11 ms, 1/2-sine, 18 shocks: 3 each direction, each of 3 axes	MIL-STD-202, Method 213, Condition A
Marking Resistance to Solvents	Isopropyl alcohol + mineral spirits at 25°C; terpene defluxer at 25°C; distilled water + proylene glycol monomethyl ether + monoethanolamine at 63°C to 70°C	MIL-STD-202, Method 215