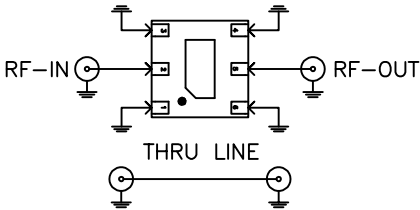
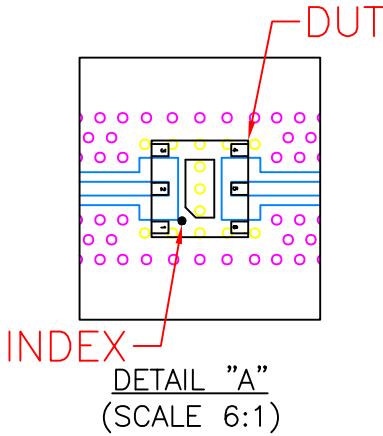
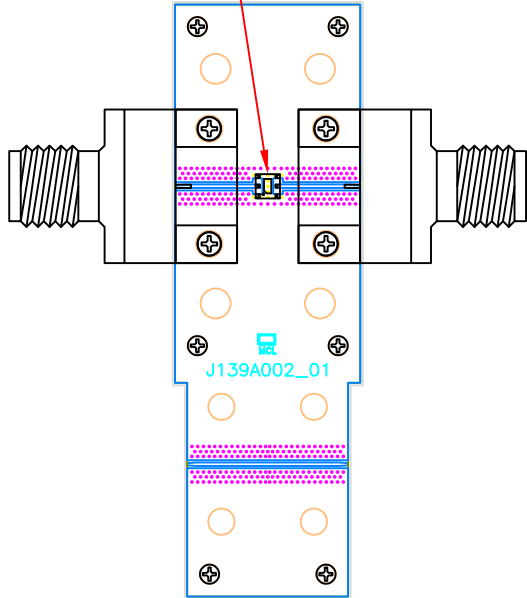


Evaluation Board and Circuit

SEE DETAIL "A"



SCHEMATIC DIAGRAM
(SCALE 6:1)

| Function | Pad |
|----------|---------|
| RF-IN | 2 |
| RF-OUT | 5 |
| GND | 1,3,4,6 |

Notes:

1. 2.4mm Female Connectors,
2. PCB Material: Roger R04350B or equivalent,
Dielectric constant=3.5, Thickness=0.0066 inch

 Mini-Circuits®