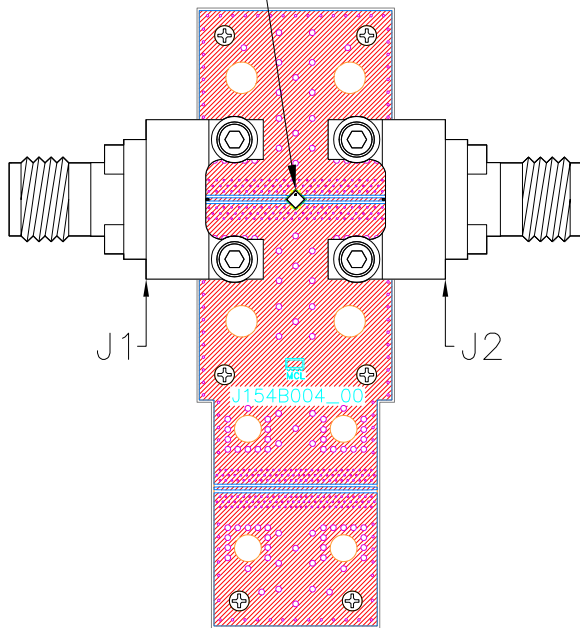
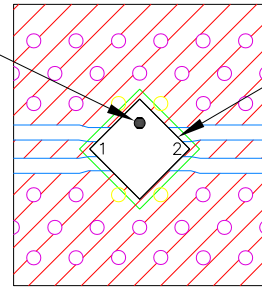


Evaluation Board and Circuit

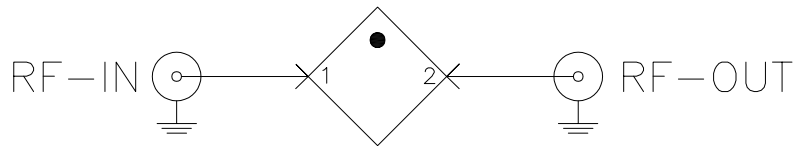
SEE DETAIL "A"



INDEX — DUT



DETAIL "A"
(SCALE 5:1)



THRU LINE



SCHEMATIC DIAGRAM
(SCALE 5:1)

Function	Pad
RF-IN	1
RF-OUT	2

Component	Size	Value	Part Number	Manufacturer
J1,J2	N/A	N/A	1892-04A-6	Southwest

NOTES:

- 1.85mm Female Connectors.
- PCB Material: Roger R04350B or equivalent, Dielectric constant=3.5, Thickness=0.0066 inch

 **Mini-Circuits®**