Coaxial

Frequency Mixer

ZFM-4212+

Level 7 (LO Power +7 dBm) 2000 to 4200 MHz

Generic photo used for illustration purposes only

CASE STYLE: K18

Connectors	Model
SMA	ZFM-4212+
BRACKET (OPTION "B")	

+RoHS Compliant
The +Suffix identifies RoHS Compliance. See our web site for RoHS Compliance methodologies and qualifications

Maximum Ratings

Operating Temperature	-55°C to 100°C
Storage Temperature	-55°C to 100°C
RF Power	50mW
IF Current	40mA

Permanent damage may occur if any of these limits are exceeded.

Coaxial Connections

LO	1
RF	2
IF	3

Features

- low conversion loss, 5.44 dB typ.
- wideband, 2000 to 4200 MHz
- rugged shielded case

Applications

- VHF/UHF
- MMDS
- ISM
- instrumentation

Outline Drawing

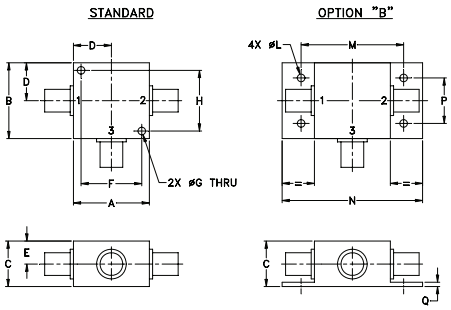

Outline Dimensions (inch / mm)

A	B	C	D	E	F	G	H
1.25	1.25	.75	.63	.38	1.00	.125	1.000
31.75	31.75	19.05	16.00	9.65	25.40	3.18	25.40

J	K	L	M	N	P	Q	wt
--	--	.125	1.688	2.18	.75	.07	grams
--	--	3.18	42.88	55.37	19.05	1.78	70.0

Electrical Specifications

FREQUENCY (MHz)		CONVERSION LOSS (dB)			LO-RF ISOLATION (dB)		LO-IF ISOLATION (dB)	
LO/RF	IF	Mid-Band						
f_L-f_U		$\overline{X}$	σ	Total Range Max.	Typ.	Min.	Typ.	Min.
2000-4200	DC-1300	5.44	0.088	8.5	25	17	18	10

1 dB COMP.: +1 dBm typ.

Typical Performance Data

Frequency (MHz)		Conversion Loss (dB)	Isolation L-R (dB)	Isolation L-I (dB)	VSWR RF Port (:1)	VSWR LO Port (:1)
RF	LO	LO +7dBm	LO +7dBm	LO +7dBm	LO +7dBm	LO +7dBm
2000.00	1940.00	5.05	25.30	13.60	1.99	6.73
2043.75	1983.75	5.10	25.30	13.50	1.99	6.26
2187.50	2127.50	5.57	23.60	13.90	1.99	5.85
2331.25	2271.25	5.78	24.40	14.00	1.91	6.05
2475.00	2415.00	5.92	26.50	14.60	2.01	6.49
2618.75	2558.75	5.81	27.70	15.90	2.35	6.49
2762.50	2702.50	5.64	28.30	16.20	2.43	6.49
2906.24	2846.24	5.68	28.10	17.20	2.37	6.26
3000.00	2940.00	5.85	28.70	18.20	2.40	6.73
3050.00	2990.00	5.85	28.10	18.50	2.43	7.60
3193.75	3133.75	5.82	27.20	18.70	2.27	8.72
3337.50	3277.50	5.56	26.70	19.20	2.10	8.31
3481.25	3421.25	5.52	27.40	17.90	2.25	8.72
3625.00	3565.00	5.73	27.40	16.50	2.12	5.49
3768.75	3708.75	6.35	27.10	16.00	2.30	4.32
3912.50	3852.50	6.33	28.60	15.60	2.30	4.53
4000.00	3940.00	6.09	29.90	15.50	2.18	4.42
4056.25	3996.25	5.82	30.50	15.40	1.96	4.32
4119.00	4059.00	5.84	30.60	15.20	1.73	4.12
4200.00	4140.00	5.64	30.60	14.70	1.46	4.32

Electrical Schematic

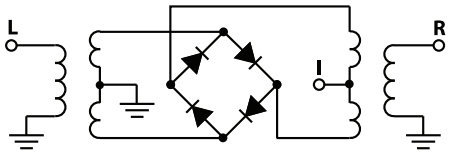

Notes
A. Performance and quality attributes and conditions not expressly stated in this specification document are intended to be excluded and do not form a part of this specification document.
B. Electrical specifications and performance data contained in this specification document are based on Mini-Circuit's applicable established test performance criteria and measurement instructions.
C. The parts covered by this specification document are subject to Mini-Circuits standard limited warranty and terms and conditions (collectively, "Standard Terms"); Purchasers of this part are entitled to the rights and benefits contained therein. For a full statement of the Standard Terms and the exclusive rights and remedies thereunder, please visit Mini-Circuits' website at www.minicircuits.com/MCLStore/terms.jsp

Mini-Circuits®
www.minicircuits.com P.O. Box 350166, Brooklyn, NY 11235-0003 (718) 934-4500 sales@minicircuits.com

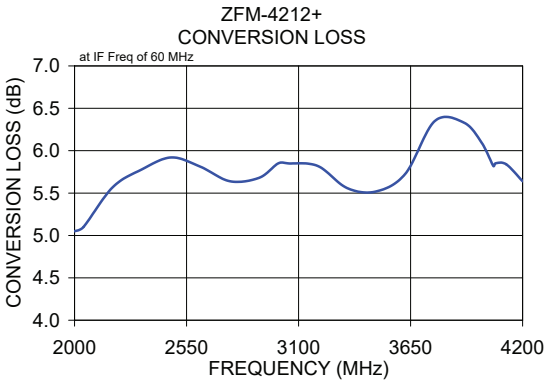

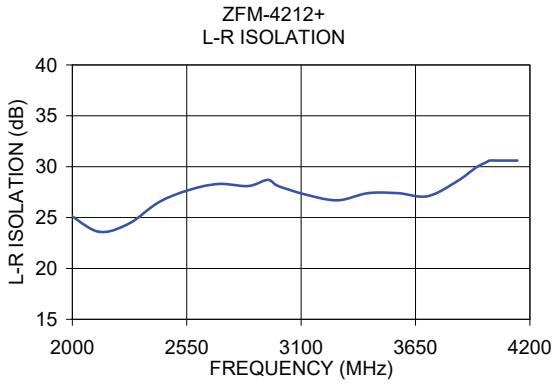

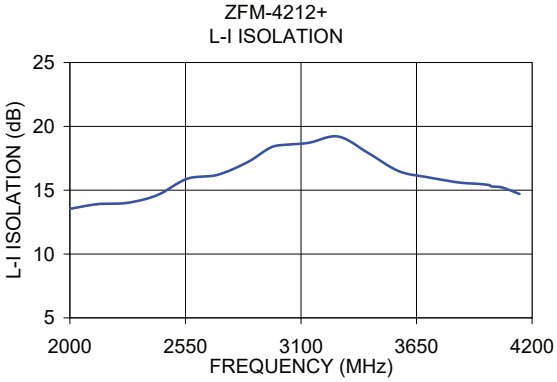

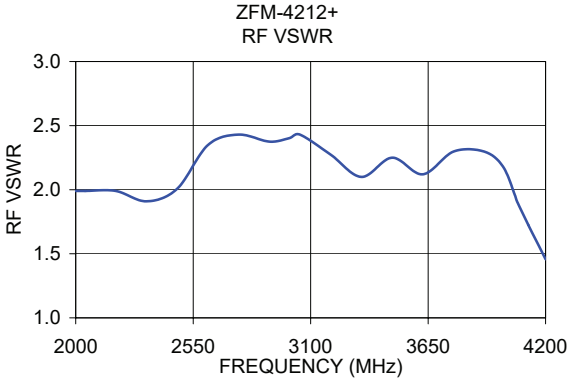

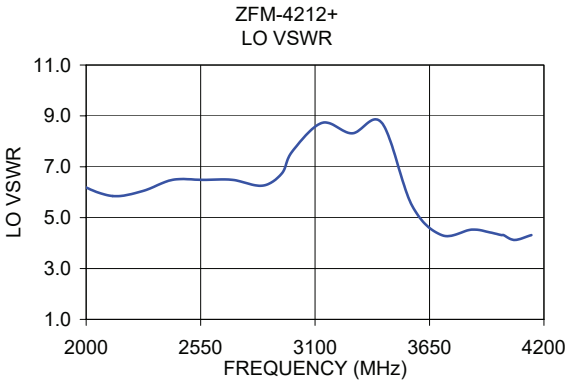

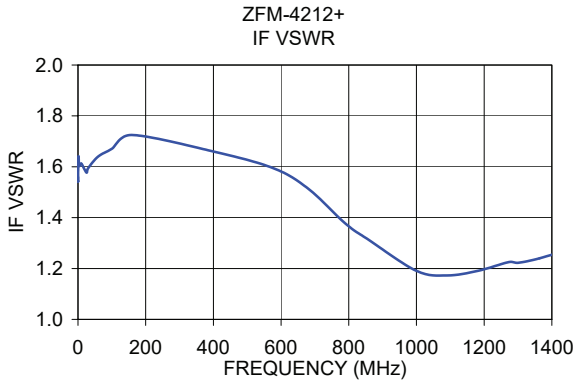

Notes

A. Performance and quality attributes and conditions not expressly stated in this specification document are intended to be excluded and do not form a part of this specification document.

B. Electrical specifications and performance data contained in this specification document are based on Mini-Circuit's applicable established test performance criteria and measurement instructions.

C. The parts covered by this specification document are subject to Mini-Circuits standard limited warranty and terms and conditions (collectively, "Standard Terms"); Purchasers of this part are entitled to the rights and benefits contained therein. For a full statement of the Standard Terms and the exclusive rights and remedies thereunder, please visit Mini-Circuits' website at www.minicircuits.com/MCLStore/terms.jsp

www.minicircuits.com P.O. Box 350166, Brooklyn, NY 11235-0003 (718) 934-4500 sales@minicircuits.com

Frequency Mixer ZFM-4212+

Typical Performance Data

RF (MHz)	LO (MHz)	CONVERSION LOSS (dB) @LO (dBm) +7
2000.0	1940.0	5.05
2043.8	1983.8	5.10
2187.5	2127.5	5.57
2331.3	2271.3	5.78
2475.0	2415.0	5.92
2618.8	2558.8	5.81
2762.5	2702.5	5.64
2906.2	2846.2	5.68
3000.0	2940.0	5.85
3050.0	2990.0	5.85
3193.8	3133.8	5.82
3337.5	3277.5	5.56
3481.3	3421.3	5.52
3625.0	3565.0	5.73
3768.8	3708.8	6.35
3912.5	3852.5	6.33
4000.0	3940.0	6.09
4056.3	3996.3	5.82
4066.0	4006.0	5.85
4119.0	4059.0	5.84
4200.0	4140.0	5.64

LO (MHz)	LO-RF ISOLATION (dB) @LO (dBm) +7	LO-IF ISOLATION (dB) @LO (dBm) +7
1940.0	25.30	13.60
1983.8	25.30	13.50
2127.5	23.60	13.90
2271.3	24.40	14.00
2415.0	26.50	14.60
2558.8	27.70	15.90
2702.5	28.30	16.20
2846.2	28.10	17.20
2940.0	28.70	18.20
2990.0	28.10	18.50
3133.8	27.20	18.70
3277.5	26.70	19.20
3421.3	27.40	17.90
3565.0	27.40	16.50
3708.8	27.10	16.00
3852.5	28.60	15.60
3940.0	29.90	15.50
3996.3	30.50	15.40
4006.0	30.60	15.30
4059.0	30.60	15.20
4140.0	30.60	14.70

Mini-Circuits®
IF/RF MICROWAVE COMPONENTS • ISO 9001 ISO 14001 AS 9100 CERTIFIED RoHS compliant
P.O. Box 350166, Brooklyn, New York 11235-0003 (718) 934-4500 Fax (718) 332-4661
The Design Engineers Search Engine finds the model you need, Instantly • For detailed performance specs & shopping online see minicircuits.com

Typical Performance Data

RF/LO (MHz)	RF VSWR (:1) @LO (dBm) +7	LO VSWR (:1) @LO (dBm) +7
1940.0	1.99	6.73
1983.8	1.99	6.26
2127.5	1.99	5.85
2271.3	1.91	6.05
2415.0	2.01	6.49
2558.8	2.35	6.49
2702.5	2.43	6.49
2846.2	2.37	6.26
2940.0	2.40	6.73
2990.0	2.43	7.60
3133.8	2.27	8.72
3277.5	2.10	8.31
3421.3	2.25	8.72
3565.0	2.12	5.49
3708.8	2.30	4.32
3852.5	2.30	4.53
3940.0	2.18	4.42
3996.3	1.96	4.32
4006.0	1.91	4.32
4059.0	1.73	4.12
4140.0	1.46	4.32

IF (MHz)	IF VSWR (:1) @LO (dBm) +7
0.1	1.56
0.3	1.54
0.6	1.60
1.6	1.64
4.0	1.60
10.0	1.61
25.1	1.58
30.0	1.59
60.0	1.64
100.0	1.67
158.5	1.73
398.1	1.66
577.0	1.59
681.0	1.51
790.0	1.38
860.0	1.31
1000.0	1.19
1090.0	1.17
1181.9	1.19
1272.8	1.23
1300.0	1.22

Mini-Circuits®
IF/RF MICROWAVE COMPONENTS • ISO 9001 ISO 14001 AS 9100 CERTIFIED RoHS compliant
P.O. Box 350166, Brooklyn, New York 11235-0003 (718) 934-4500 Fax (718) 332-4661
The Design Engineers Search Engine finds the model you need, Instantly • For detailed performance specs & shopping online see minicircuits.com

Frequency Mixer ZFM-4212+

Typical Performance Curves

Conversion Loss

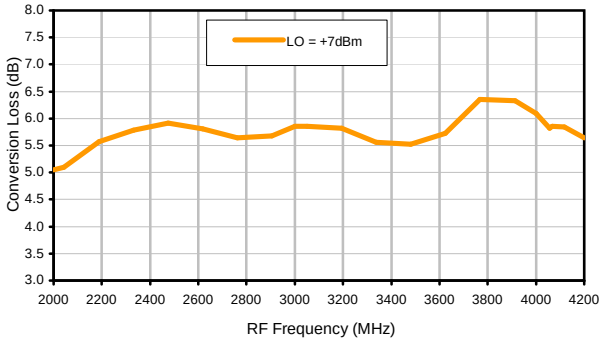

LO-RF Isolation

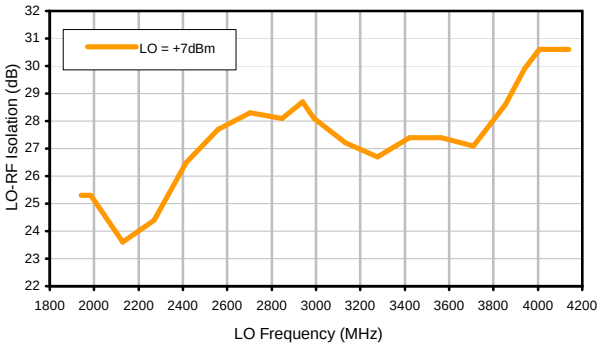

LO-IF Isolation

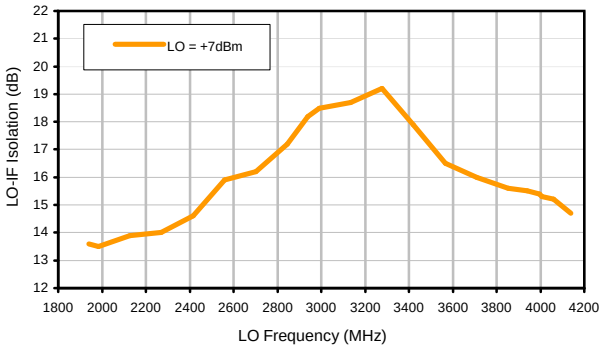

RF VSWR

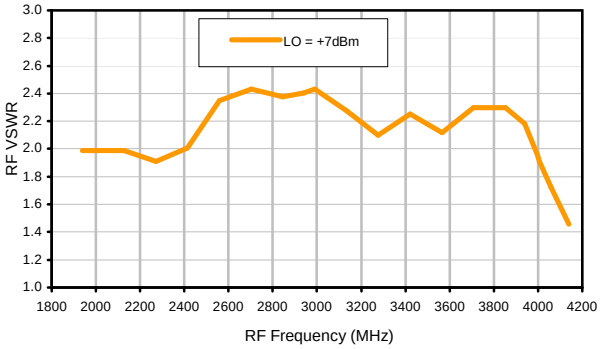

LO VSWR

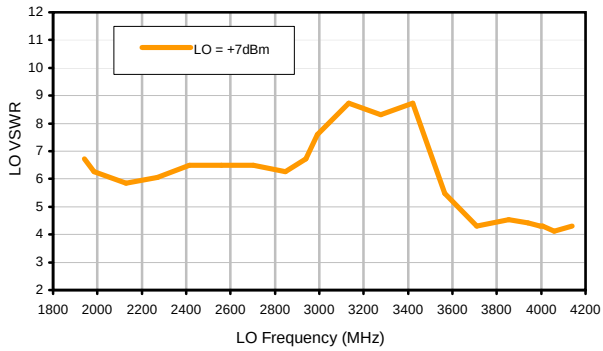

IF VSWR

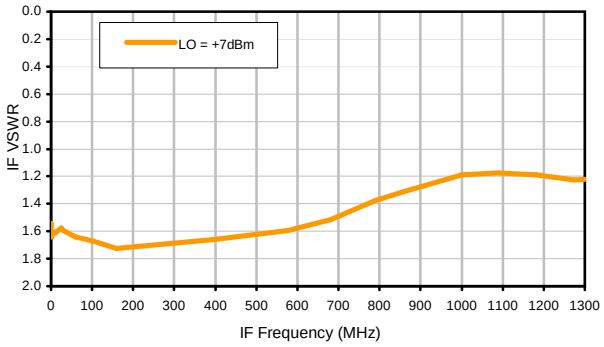

Mini-Circuits®
IF/RF MICROWAVE COMPONENTS • ISO 9001 ISO 14001 AS 9100 CERTIFIED RoHS compliant
P.O. Box 350166, Brooklyn, New York 11235-0003 (718) 934-4500 Fax (718) 332-4661
The Design Engineers Search Engine finds the model you need, Instantly • For detailed performance specs & shopping online see minicircuits.com

Case Style K

K18

Outline Dimensions

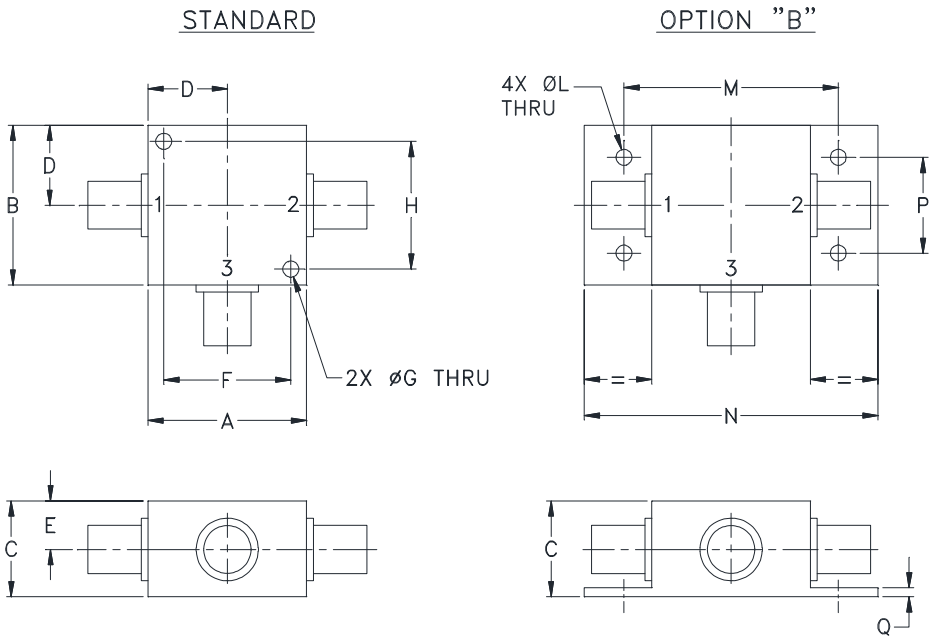

CASE#	A	B	C	D	E	F	G	H	J	K	L	M	N
K18	1.25 (31.75	1.25 (31.75)	.75 (19.05)	.63 (16.00)	.38 (9.65)	1.000 (25.40)	.125 (3.18)	1.000 (25.40)	-- --	-- --	.125 (3.18)	1.688 (42.88)	2.18 (55.37)

CASE#	P	Q	WT. GRAMS
K18	.75 (19.05)	.07 (1.78)	70.0

Dimensions are in inches (mm). Tolerances: 2 Pl. ± .03; 3 Pl. ± .015

Notes:

1. Case material: Aluminum alloy.
2. Case finish:
   For RoHS Case Styles: Clear chemical conversion coating, non-chrome or trivalent chrome based.
3. Mounting bracket available on request. Add suffix B to part number.
4. For port marking 1, 2, and 3 see specifications data sheet.
5. For bracket version, option B, dimension "C" changes from .75 to .94 inches when connectors are type N.
6. Refer to the individual model data sheet for the type of connectors available.

Mini-Circuits®
INTERNET http://www.minicircuits.com
P.O. Box 350166, Brooklyn, New York 11235-0003 (718) 934-4500 Fax (718) 332-4661
Distribution Centers NORTH AMERICA 800-654-7949 • 417-335-5935 • Fax 417-335-5945 • EUROPE 44-1252-832600 • Fax 44-1252-837010

Mini-Circuits ISO 9001 & ISO 14001 Certified

This document and its contents are the property of Mini-Circuits

Mini-Circuits

Environmental Specifications ENV28

All Mini-Circuits products are manufactured under exacting quality assurance and control standards, and are capable of meeting published specifications after being subjected to any or all of the following physical and environmental test.

Specification	Test/Inspection Condition	Reference/Spec
Operating Temperature	-55° to 100°C Ambient Environment	Individual Model Data Sheet
Storage Temperature	-55° to 100° C Ambient Environment	Individual Model Data Sheet
Barometric Pressure	100,000 Feet	MIL-STD-202, Method 105, Condition D
Humidity	90% RH, 65°C Units may require bake-out after humidity to restore full performance.	MIL-STD-202, Method 103
Thermal Shock	-65° to 125°C, 5 cycles	MIL-STD-202, Method 107, Condition B
Vibration (High Frequency)	20g peak, 10-2000 Hz, 12 times in each of three perpendicular directions (total 36)	MIL-STD-202, Method 204, Condition D
Mechanical Shock	100g, 6ms sawtooth, 3 shocks each direction 3 axes (total 18)	MIL-STD-202, Method 213, Condition I

This document and its contents are the property of Mini-Circuits.