



COAXIAL

# Ultra-Wideband Amplifier

## ZX60-83WLV+

Mini-Circuits

50Ω 50 MHz to 8 GHz SMA Female

### KEY FEATURES

- Excellent gain flatness,  $\pm 1.1$  dB typ. up to 7 GHz
- High output P1dB, +16.0 dBm typ. up to 7 GHz
- High output IP3, +23.0 dBm typ.
- Voltage regulated internally and reverse voltage protected
- Ideal evaluation module for PHA-83W+

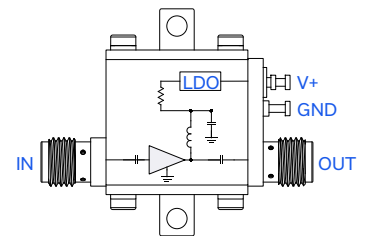


Generic photo used for illustration purposes only

### APPLICATIONS

- Test and measurement equipment
- 5G MIMO and backhaul radio systems
- SATCOM
- Radar, EW, and ECM defense systems

### FUNCTIONAL DIAGRAM



### PRODUCT OVERVIEW

Mini-Circuits' ZX60-83WLV+ is a wideband amplifier utilizing Mini-Circuits' own pHEMT-based amplifier, the PHA-83W+, offering industry-leading performance over its full frequency range from 0.05 to 8.0 GHz. This design operates on a single +6 V supply @ 55 mA and comes in a rugged, compact unibody case (0.74" x 0.75" x 0.46") with integrated SMA female connectors, making it an excellent candidate for demanding operating conditions and crowded system layouts.

### ELECTRICAL SPECIFICATIONS AT +25 °C BASEPLATE AND $V_s = +6$ V, UNLESS NOTED OTHERWISE

| Parameter                                       | Condition (GHz) | Min. | Typ.      | Max. | Units |
|---|-----------------|------|-----------|------|-------|
| Frequency Range                                 |                 | 0.05 | -         | 8.0  | GHz   |
| Gain  | 0.05            | 12.0 | 15.0      | -    | dB    |
|   | 2.0             | 12.0 | 14.0      | -    |       |
|   | 4.0             | 11.0 | 13.0      | -    |       |
|   | 6.0             | 11.0 | 13.0      | -    |       |
|   | 8.0             | -    | 9.0       | -    |       |
| Gain Flatness                                   | 0.05-7.0        | -    | $\pm 1.1$ | -    | dB    |
| Input Return Loss                               | 0.05-8.0        | -    | 15.0      | -    | dB    |
| Output Return Loss                              | 0.05-8.0        | -    | 15.0      | -    | dB    |
| Directivity                                     | 0.05-8.0        | -    | 8.0       | -    | dB    |
| Output Power at 1 dB Compression ( $P_{1dB}$ )  | 0.05            | -    | 14.0      | -    | dBm   |
|   | 2.0             | -    | 15.0      | -    |       |
|   | 4.0             | -    | 16.0      | -    |       |
|   | 6.0             | -    | 16.0      | -    |       |
|   | 8.0             | -    | 12.0      | -    |       |
| Output Third Order Intercept Point <sup>1</sup> | 0.05            | -    | 22.5      | -    | dBm   |
|   | 2.0             | -    | 23.5      | -    |       |
|   | 4.0             | -    | 24.0      | -    |       |
|   | 6.0             | -    | 26.0      | -    |       |
|   | 8.0             | -    | 20.0      | -    |       |
| Noise Figure                                    | 0.05            | -    | 2.9       | -    | dB    |
|   | 2.0             | -    | 2.8       | -    |       |
|   | 4.0             | -    | 3.1       | -    |       |
|   | 6.0             | -    | 3.8       | -    |       |
|   | 8.0             | -    | 5.4       | -    |       |
| DC Supply Voltage ( $V_s$ )                     | -               | +5.5 | +6        | +10  | V     |
| DC Current <sup>2</sup>                         | -               | -    | 55        | 120  | mA    |

1. Output IP3 (OIP3): Two tones, spaced 1 MHz apart, 0 dBm per tone at output.

2. Typical current measured under small signal conditions. Max DC Current measured at  $P_{SAT}$ . DC current increases as amplifier is driven into compression.





COAXIAL

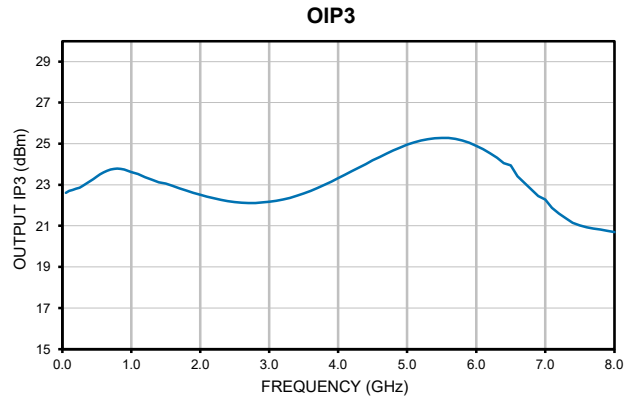
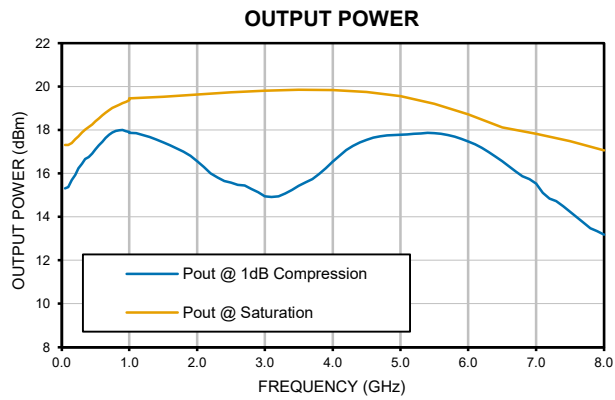
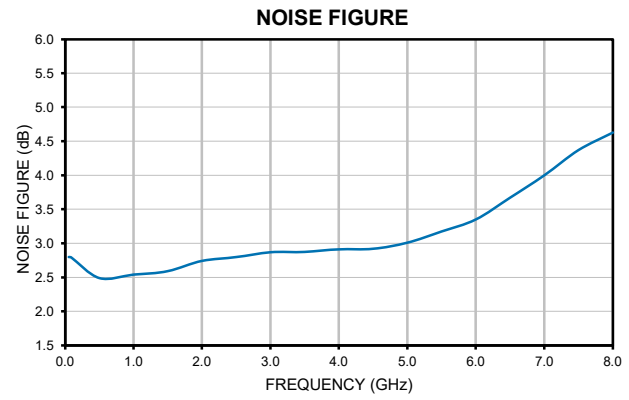
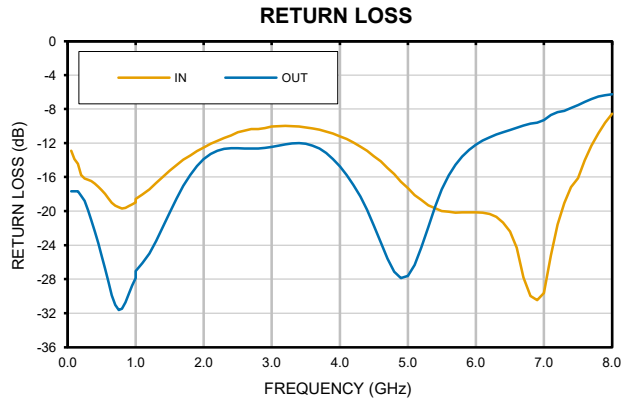
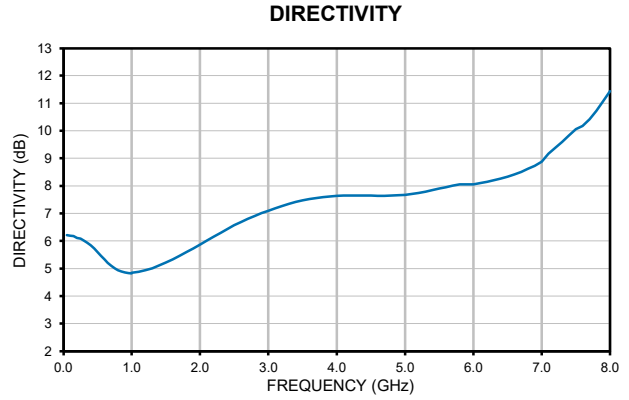
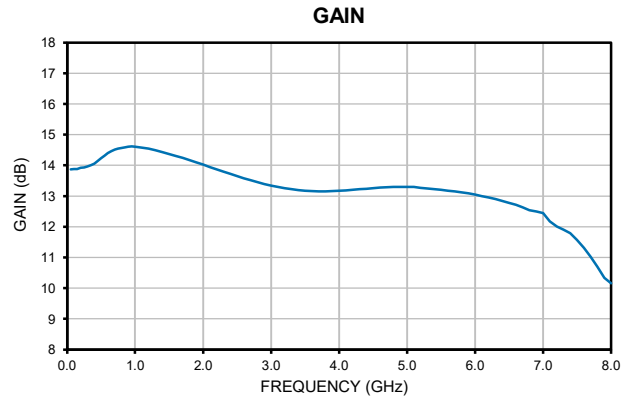
# Ultra-Wideband Amplifier

ZX60-83WLV+

Mini-Circuits

50Ω 50 MHz to 8 GHz SMA Female

## TYPICAL PERFORMANCE GRAPHS





COAXIAL

# Ultra-Wideband Amplifier

ZX60-83WLV+

Mini-Circuits

50Ω 50 MHz to 8 GHz SMA Female

## ABSOLUTE MAXIMUM RATINGS<sup>3,4</sup>

| Parameter                            | Ratings           |
|--------------------------------------|-------------------|
| Operating Temperature (Case)         | -40 °C to +85 °C  |
| Storage Temperature                  | -55 °C to +100 °C |
| Total Power Dissipation <sup>5</sup> | 1.6 W             |
| RF Input Power (CW)                  | +15 dBm           |
| DC Operating Voltage                 | +12 V             |

3. Specified under matched load to 50Ω.

4. Continuous operation is not recommended at these extremes. Permanent damage may occur if any of these limits are exceeded.

5. Total power dissipation determined at  $V_s = +12\text{ V}$  with the amplifier operating in max DC Current conditions.

## DETERMINING MAXIMUM THERMAL RESISTANCE OF USERS' EXTERNAL HEATSINK

|                                   |  |
|-----------------------------------|--|
| <i>MAXIMUM THERMAL RESISTANCE</i> | $= \frac{\text{MAXIMUM OPERATING CASE TEMP} - \text{MAXIMUM USER AMBIENT TEMP}}{\text{POWER DISSIPATION}}$   |
| <b>Example:</b>                   | MAXIMUM OPERATING CASE TEMP = +50 °C (CHECK MAXIMUM RATINGS TABLE FOR THIS VALUE)<br>MAXIMUM USER AMBIENT TEMP = +30 °C (USER DEFINED)<br>POWER DISSIPATION = 10 WATTS (CHECK MAXIMUM RATINGS TABLE FOR THIS VALUE)<br>THEN MAXIMUM ALLOWABLE THERMAL RESISTANCE = (+50 °C - +30 °C) / 10 W = 2 °C/W |



COAXIAL

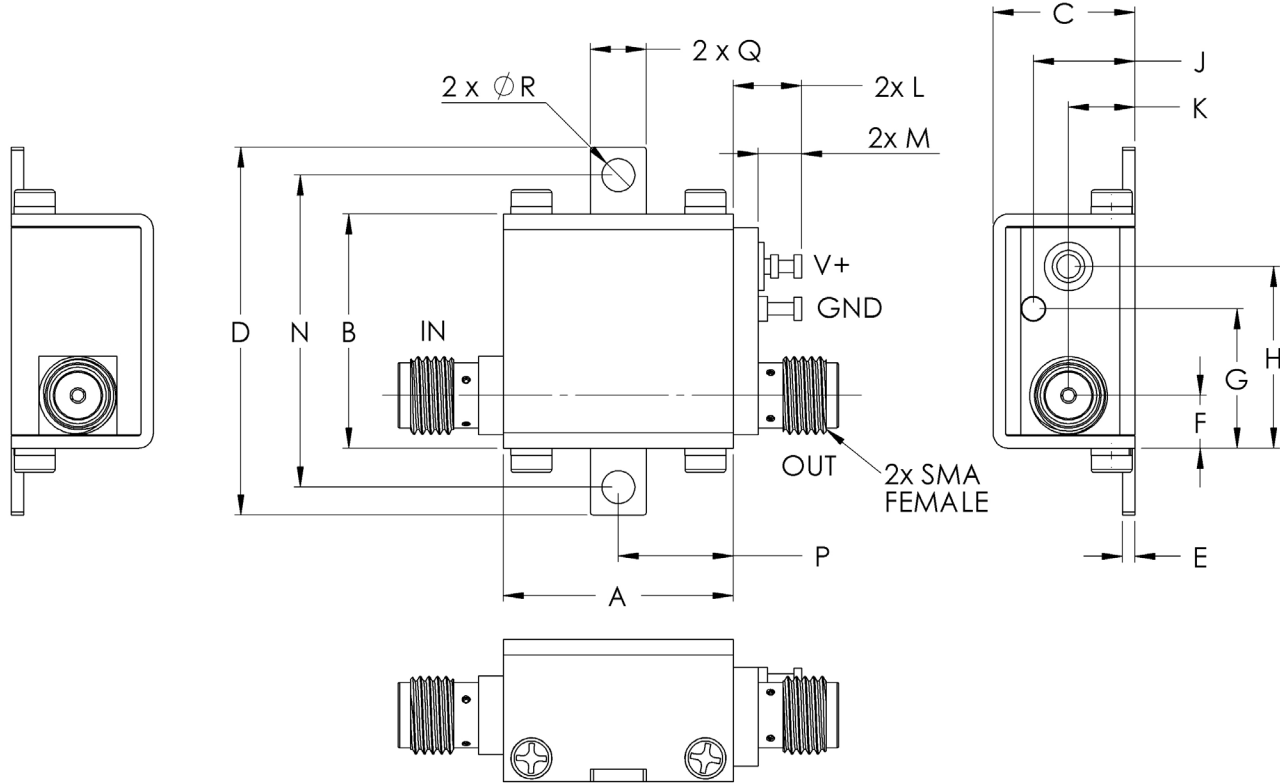
# Ultra-Wideband Amplifier

## ZX60-83WLV+

Mini-Circuits

50Ω 50 MHz to 8 GHz SMA Female

### CASE STYLE DRAWING



**⚠** NOTE: When soldering the DC connections, caution must be used to avoid overheating the DC terminal. See Application Note [AN-40-010](#)

### OUTLINE DIMENSIONS (Inches/mm)

| A     | B     | C     | D     | E    | F    | G     | H     | J    | K    | L    | M    | N    | P    | Q    | R    | wt    |
|-------|-------|-------|-------|------|------|-------|-------|------|------|------|------|------|------|------|------|-------|
| .74   | .75   | .46   | 1.18  | .04  | .17  | .45   | .59   | .33  | .21  | .22  | .14  | 1.00 | .37  | .18  | .106 | grams |
| 18.80 | 19.15 | 11.61 | 30.07 | 1.02 | 4.32 | 11.40 | 14.86 | 8.31 | 5.44 | 5.59 | 3.56 | 25.4 | 9.40 | 4.57 | 2.69 | 23.0  |

Tolerances: 1 Pl.±0.1; 2 Pl.±0.03; 3 Pl.±0.015 Inches





COAXIAL

# Ultra-Wideband Amplifier

**ZX60-83WLV+**



50Ω 50 MHz to 8 GHz SMA Female

## ADDITIONAL INFORMATION IS AVAILABLE ON OUR DASHBOARD.

|                           |  |
|---------------------------|--|
| Performance Data & Graphs | Data<br>Graphs<br>S-Parameter (S2P Files) Data Set (.zip file) |
| RoHS Status               | Compliant  |
| Environmental Ratings     | ENV23T10   |
| Export Information        | ECCN# EAR99  |

## ORDERING INFORMATION

|                |                                   |
|----------------|-----------------------------------|
| Model No. Link | <a href="#">ZX60-83WLV+</a>       |
| Case Style     | GC957                             |
| Connector      | IN: SMA Female<br>OUT: SMA Female |

### NOTES

- A. Performance and quality attributes and conditions not expressly stated in this specification document are intended to be excluded and do not form a part of this specification document.
- B. Electrical specifications and performance data contained in this specification document are based on Mini-Circuits' applicable established test performance criteria and measurement instructions.
- C. The parts covered by this specification document are subject to Mini-Circuits standard limited warranty and terms and conditions (collectively, "Standard Terms"); Purchasers of this part are entitled to the rights and benefits contained therein. For a full statement of the standard terms and the exclusive rights and remedies thereunder, please visit Mini-Circuits' website at [www.minicircuits.com/terms/viewterm.html](http://www.minicircuits.com/terms/viewterm.html)



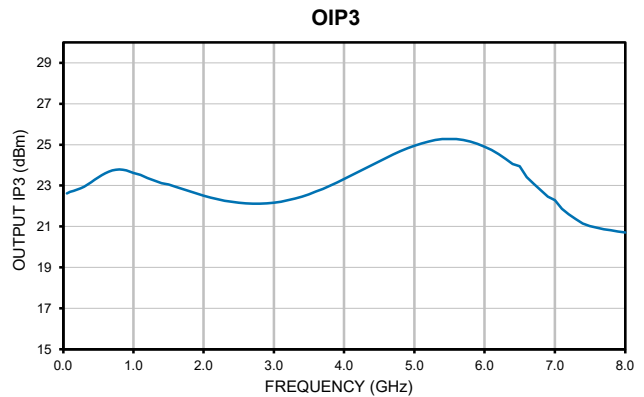
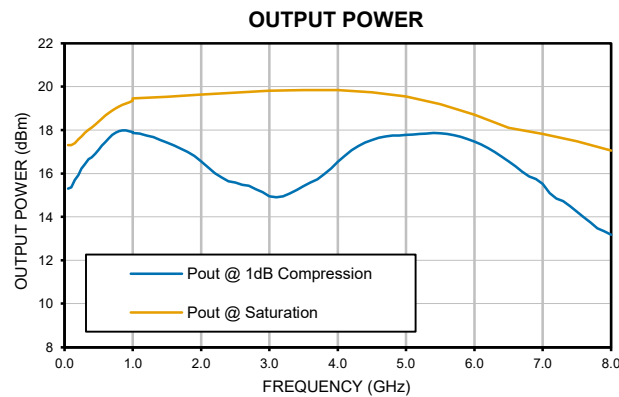
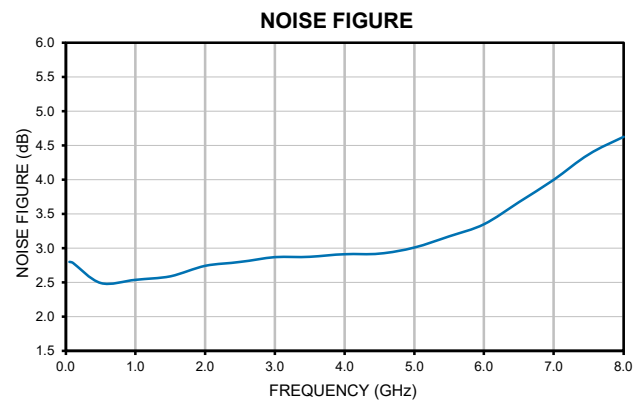
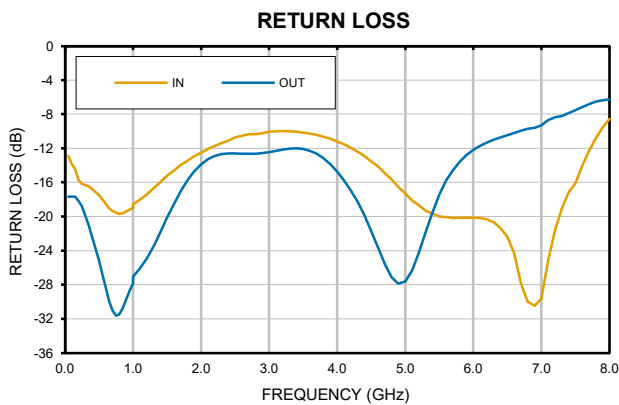
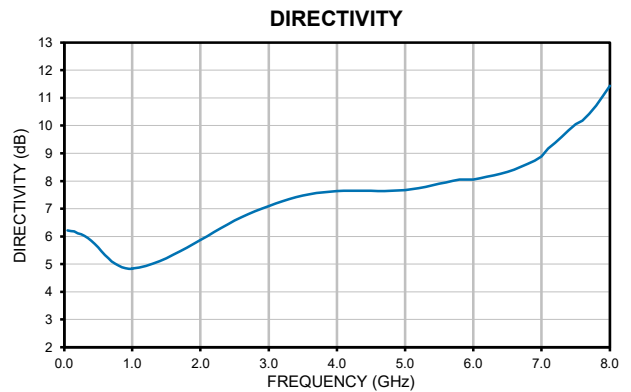
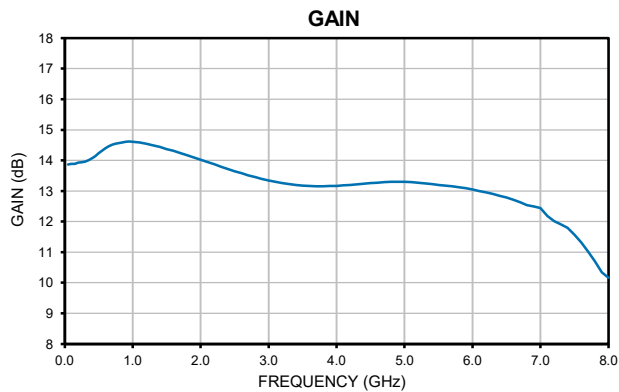
## Typical Performance Data

| FREQUENCY<br>(GHz) | GAIN<br>(dB) | DIRECTIVITY<br>(dB) | RETURN LOSS (dB) |       | Pout @ 1 dB<br>COMPRESSION<br>(dBm) | NOISE FIGURE<br>(dB) | OIP3<br>dBm |
|--------------------|--------------|---------------------|------------------|-------|-------------------------------------|----------------------|-------------|
|                    |              |                     | IN               | OUT   |                                     |                      |             |
| 0.05               | 13.87        | 6.22                | 12.90            | 17.67 | 15.3                                | 2.8                  | 22.61       |
| 0.1                | 13.88        | 6.19                | 13.89            | 17.67 | 15.4                                | 2.8                  | 22.69       |
| 0.5                | 14.23        | 5.53                | 17.52            | 25.22 | 17.1                                | 2.5                  | 23.39       |
| 1.0                | 14.62        | 4.80                | 18.98            | 27.87 | 17.9                                | 2.5                  | 23.61       |
| 1.5                | 14.37        | 5.26                | 15.24            | 20.15 | 17.4                                | 2.6                  | 23.06       |
| 2.0                | 14.02        | 5.94                | 12.52            | 13.89 | 16.6                                | 2.7                  | 22.51       |
| 2.5                | 13.65        | 6.66                | 10.74            | 12.60 | 15.6                                | 2.8                  | 22.16       |
| 3.0                | 13.34        | 7.15                | 10.05            | 12.45 | 14.9                                | 2.9                  | 22.17       |
| 3.5                | 13.18        | 7.51                | 10.15            | 12.08 | 15.4                                | 2.9                  | 22.57       |
| 4.0                | 13.17        | 7.65                | 11.20            | 14.74 | 16.5                                | 2.9                  | 23.31       |
| 4.5                | 13.26        | 7.64                | 13.53            | 21.70 | 17.5                                | 2.9                  | 24.18       |
| 5.0                | 13.30        | 7.67                | 17.29            | 27.61 | 17.8                                | 3.0                  | 24.95       |
| 5.5                | 13.20        | 7.93                | 20.00            | 17.45 | 17.9                                | 3.2                  | 25.29       |
| 6.0                | 13.04        | 8.16                | 20.15            | 12.20 | 17.5                                | 3.4                  | 24.90       |
| 6.5                | 12.78        | 8.54                | 22.41            | 10.45 | 16.6                                | 3.7                  | 23.94       |
| 7.0                | 12.44        | 9.35                | 29.64            | 9.31  | 15.5                                | 4.0                  | 22.28       |
| 7.5                | 11.57        | 10.46               | 16.15            | 7.54  | 14.2                                | 4.4                  | 21.02       |
| 8.0                | 10.16        | 12.45               | 8.55             | 6.23  | 13.2                                | 4.6                  | 20.71       |

# Coaxial Amplifier

# ZX60-83WLV+

## Typical Performance Curves

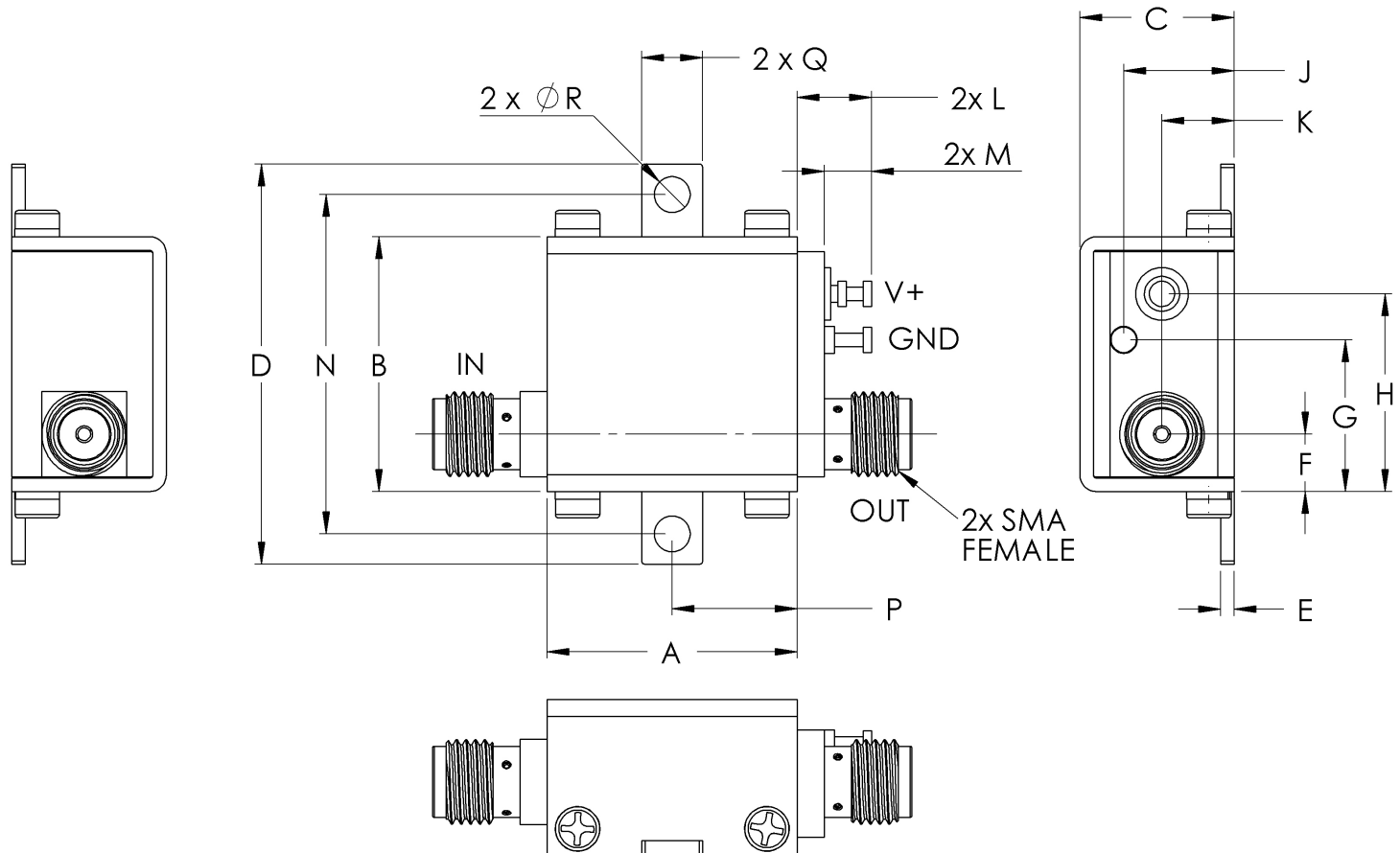


# Case Style

# GC

## Outline Dimensions

## GC957



| CASE #. | A              | B              | C              | D               | E             | F             | G              | H              | J             | K             | L             | M             | N              |
|---------|----------------|----------------|----------------|-----------------|---------------|---------------|----------------|----------------|---------------|---------------|---------------|---------------|----------------|
| GC957   | .74<br>(18.80) | .75<br>(19.15) | .46<br>(11.61) | 1.18<br>(30.07) | .04<br>(1.02) | .17<br>(4.32) | .45<br>(11.40) | .59<br>(14.86) | .33<br>(8.31) | .21<br>(5.44) | .22<br>(5.59) | .14<br>(3.56) | 1.00<br>(25.4) |

| CASE #. | P             | Q             | R              | WT GRAMS |
|---------|---------------|---------------|----------------|----------|
| GC957   | .37<br>(9.40) | .18<br>(4.57) | .106<br>(2.69) | 23.0     |

Dimensions are in inches (mm). Tolerances: 2Pl.  $\pm .03$ ; 3Pl.  $\pm .015$   
Tolerance on hole size and interaxes dimensions to be  $\pm .005$ .

### Note:

1. Case material: Brass
2. Case finish: Nickel plate

**Mini-Circuits**<sup>®</sup>

Distribution Centers NORTH AMERICA 800-654-7949 • 417-335-5935 • Fax 417-335-5945 • EUROPE 44-1252-832600 • Fax 44-1252-837010

Mini-Circuits ISO 9001 & ISO 14001 Certified

INTERNET <http://www.minicircuits.com>

P.O. Box 350166, Brooklyn, New York 11235-0003 (718) 934-4500 Fax (718) 332-4661



All Mini-Circuits products are manufactured under exacting quality assurance and control standards, and are capable of meeting published specifications after being subjected to any or all of the following physical and environmental test.

| Specification             | Test/Inspection Condition             | Reference/Spec                                     |
|---------------------------|---------------------------------------|--|
| Operating Temperature     | -40° to 85° C<br>Case Temperature     | Individual Model Data Sheet                        |
| Storage Temperature       | -55° to 100° C<br>Ambient Environment | Individual Model Data Sheet                        |
| Stabilization Bake        | (non-operating)<br>125°C, 24 hours    | - - -  |
| Burn-in at Elevated Temp. | (DC on)<br>160 hours at 85° C         | MIL-STD-202, Method 108                            |
| Thermal Shock             | -55° to 100°C, 5 cycles               | MIL-STD-202, Method 107, Condition A, except 100°C |