Coaxial

Voltage Controlled Oscillator

ZX95-1740+

Linear Tuning 1250 to 1740 MHz

CASE STYLE: GB956

Connectors	Model
SMA	ZX95-1740-S+

Features

- low phase noise
- low pushing
- protected by US patent 6,790,049

Applications

- r & d
- lab
- instrumentation
- wireless communications
- military

+RoHS Compliant

The +Suffix identifies RoHS Compliance. See our web site for RoHS Compliance methodologies and qualifications

Electrical Specifications

MODEL NO.	FREQ. (MHz)		POWER OUTPUT (dBm)	PHASE NOISE dBc/Hz SSB at offset frequencies,kHz Typ.				TUNING VOLTAGE RANGE (V)		TUNING SENSI-TIVITY (MHz/V)	TUNING PORT CAP (pF)	TUNING 3 dB MODULATION BANDWIDTH (MHz)	NON HARMONIC SPURIOUS (dBc)	HARMONICS (dBc)		PULLING pk-pk @12 dBr (MHz)	PUSHING (MHz/V)	DC OPERATING POWER Vcc (volts)	DC OPERATING POWER Current (mA)
	Min.	Max.	Typ.	1	10	100	1000	Min.	Max.	Typ.	Typ.	Typ.	Typ.	Typ.	Max.	Typ.	Typ.		Max.
ZX95-1740+	1250	1740	+8	-78	-105	-126	-146	0.5	20	21-33	40	50	-90	-19	-	4	0.4	8	30

Maximum Ratings

Operating Temperature	-55°C to 85°C
Storage Temperature	-55°C to 100°C
Absolute Max. Supply Voltage (Vcc)	9V
Absolute Max. Tuning Voltage (Vtune)	22V
All specifications	50 ohm system

Permanent damage may occur if any of these limits are exceeded.

NOTE: When soldering the DC connections, caution must be used to avoid overheating the DC terminals. See Application Note AN-40-10 .

Outline Drawing

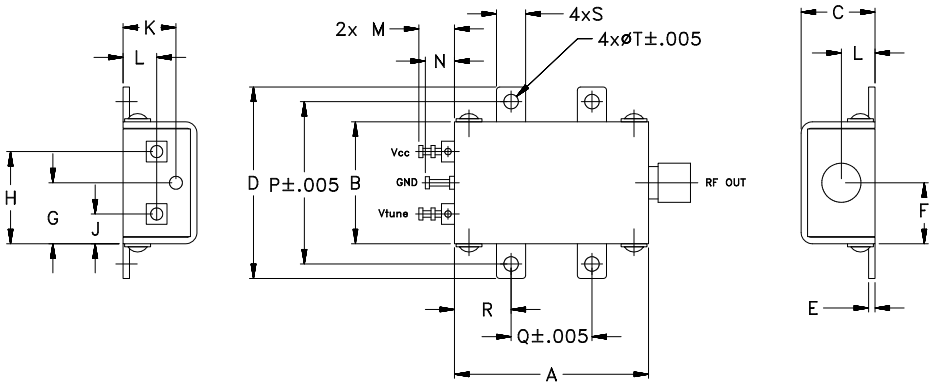

Outline Dimensions (inch / mm)

A	B	C	D	E	F	G	H	J	K	L	M	N	P	Q	R	S	T	wt.
1.20	**.75**	**.46**	**1.18**	**.04**	**.38**	**.38**	**.57**	**.18**	**.33**	**.21**	**.22**	**.18**	**1.00**	**.50**	**.35**	**.18**	**.106**	grams
30.48	19.05	11.68	29.97	1.02	9.65	9.65	14.48	4.57	8.38	5.33	5.59	4.57	25.40	12.70	8.89	4.57	2.69	35.0

Notes

A. Performance and quality attributes and conditions not expressly stated in this specification document are intended to be excluded and do not form a part of this specification document.

B. Electrical specifications and performance data contained in this specification document are based on Mini-Circuit's applicable established test performance criteria and measurement instructions.

C. The parts covered by this specification document are subject to Mini-Circuits standard limited warranty and terms and conditions (collectively, "Standard Terms"); Purchasers of this part are entitled to the rights and benefits contained therein. For a full statement of the Standard Terms and the exclusive rights and remedies thereunder, please visit Mini-Circuits' website at www.minicircuits.com/MCLStore/terms.jsp

Performance Data & Curves*

ZX95-1740+

V TUNE	TUNE SENS (MHz/V)	FREQUENCY (MHz)			POWER OUTPUT (dBm)			Icc (mA)	HARMONICS (dBc)			FREQ. PUSH (MHz/V)	FREQ. PULL (MHz)	PHASE NOISE (dBc/Hz) at offsets				FREQ OFFSET (KHz)	PHASE NOISE at 1500 MHz (dBc/Hz)
		-55°C	+25°C	+85°C	-55°C	+25°C	+85°C		F2	F3	F4			1kHz	10kHz	100kHz	1MHz		
0.00	35.33	1204.9	1195.7	1187.4	9.09	8.43	7.76	23.04	-12.3	-24.0	-36.5	0.38	4.02	-79.9	-105.2	-125.8	-145.8	1.0	-77.96
2.00	31.55	1271.5	1263.1	1255.9	8.62	8.13	7.64	23.06	-14.1	-23.7	-37.0	0.41	1.83	-78.3	-105.9	-126.6	-146.6	2.0	-86.96
3.00	32.24	1303.2	1294.6	1287.4	8.35	8.01	7.61	23.06	-14.0	-23.1	-37.4	0.38	5.66	-78.8	-106.3	-126.8	-146.8	3.5	-93.68
4.00	32.85	1335.7	1326.9	1319.5	8.12	7.90	7.57	23.04	-15.1	-23.3	-37.0	0.34	3.12	-77.8	-106.4	-126.9	-146.9	6.0	-99.03
5.00	32.78	1368.6	1359.7	1352.3	7.93	7.77	7.48	23.04	-17.9	-22.9	-36.4	0.31	3.46	-79.4	-106.3	-127.1	-146.9	8.5	-103.47
6.00	33.25	1401.6	1392.5	1384.9	7.80	7.74	7.51	23.04	-19.5	-23.0	-36.4	0.26	5.36	-80.2	-106.4	-127.0	-147.0	10.0	-104.95
7.00	33.36	1435.0	1425.8	1418.0	7.63	7.62	7.45	23.03	-19.4	-22.3	-36.7	0.23	1.24	-78.7	-105.6	-126.7	-147.0	20.8	-112.18
8.00	33.06	1468.5	1459.1	1451.2	7.58	7.59	7.44	23.03	-19.6	-22.1	-34.4	0.19	5.33	-77.2	-105.5	-126.9	-146.9	35.5	-117.20
9.00	32.97	1501.8	1492.2	1484.2	7.61	7.70	7.57	23.02	-18.4	-21.9	-32.7	0.13	3.44	-77.6	-104.9	-126.4	-146.5	60.7	-121.85
10.00	31.99	1534.9	1525.2	1517.0	7.69	7.78	7.65	23.02	-18.0	-22.8	-31.8	0.07	4.16	-77.8	-105.2	-126.6	-146.5	86.7	-125.27
11.00	31.33	1567.0	1557.1	1549.0	7.80	7.88	7.72	23.02	-18.8	-23.5	-31.7	0.03	5.58	-75.7	-104.9	-126.5	-146.7	100.0	-126.46
12.00	30.00	1598.4	1588.5	1580.3	7.79	7.85	7.70	23.02	-18.8	-24.9	-31.9	0.15	1.27	-76.4	-105.1	-126.6	-146.8	145.5	-129.87
13.00	28.68	1628.4	1618.5	1610.3	7.82	7.87	7.69	23.03	-21.7	-24.6	-32.3	0.27	5.55	-76.6	-105.1	-126.5	-146.8	170.8	-131.15
14.00	27.19	1657.2	1647.1	1638.9	7.86	7.90	7.72	23.03	-22.7	-23.9	-33.0	0.37	4.55	-75.9	-104.6	-126.2	-146.5	204.2	-132.89
15.00	25.48	1684.5	1674.3	1665.9	7.88	7.91	7.75	23.03	-22.8	-23.4	-33.9	0.44	2.75	-75.4	-104.7	-126.1	-146.5	286.7	-135.83
16.00	23.76	1710.1	1699.8	1691.4	7.94	7.92	7.76	23.03	-22.9	-23.9	-34.4	0.48	5.81	-76.5	-104.3	-126.2	-146.2	336.6	-137.17
17.00	22.53	1734.2	1723.6	1715.0	7.99	8.01	7.83	23.02	-22.5	-24.2	-35.2	0.49	5.55	-76.0	-104.1	-126.1	-146.5	472.5	-140.17
18.00	21.11	1756.9	1746.1	1737.2	7.99	8.03	7.89	23.01	-22.5	-24.1	-37.3	0.48	1.72	-74.3	-104.1	-126.2	-146.3	564.9	-141.72
19.00	19.66	1778.1	1767.2	1758.3	8.03	8.04	7.88	23.01	-21.7	-23.6	-37.6	0.45	4.76	-76.1	-104.1	-125.9	-146.2	931.1	-146.01
20.00	18.53	1798.0	1786.9	1777.8	8.11	8.08	7.92	23.00	-21.4	-23.0	-37.9	0.43	6.35	-75.0	-103.6	-125.9	-146.2	1000.0	-146.55

*at 25°C unless mentioned otherwise

ZX95-1740+
Frequency and Tuning Sensitivity

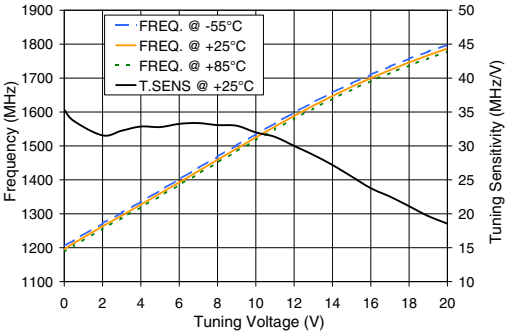

ZX95-1740+
Power Output

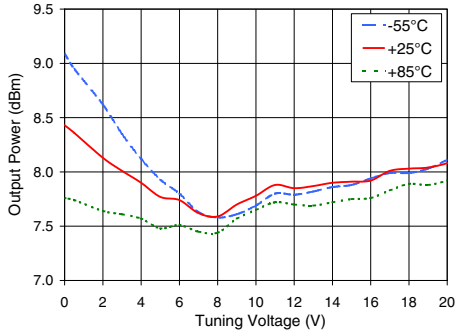

ZX95-1740+
Harmonics Level

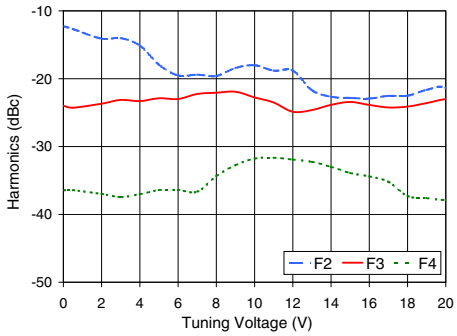

ZX95-1740+
Frequency Pulling & Pushing (Vcc ± 5%)

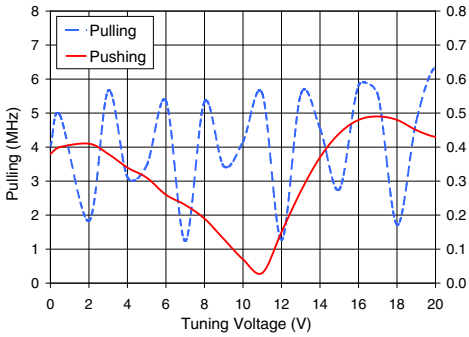

ZX95-1740+
Phase Noise Vs. Tuning Voltage

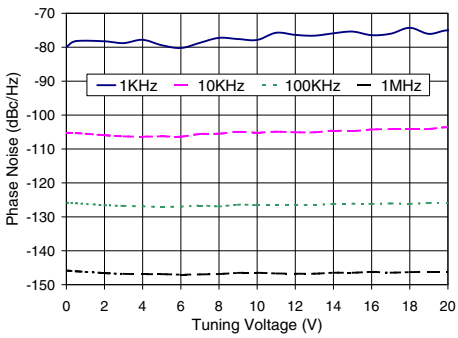

ZX95-1740+
Phase Noise

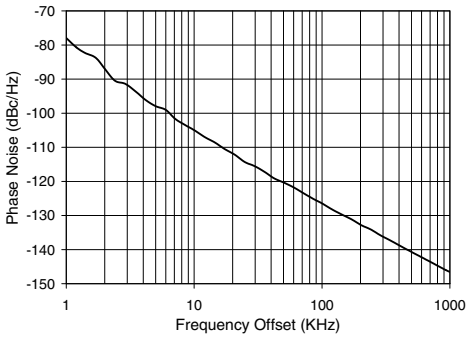

Notes

A. Performance and quality attributes and conditions not expressly stated in this specification document are intended to be excluded and do not form a part of this specification document.
B. Electrical specifications and performance data contained in this specification document are based on Mini-Circuit's applicable established test performance criteria and measurement instructions.
C. The parts covered by this specification document are subject to Mini-Circuits standard limited warranty and terms and conditions (collectively, "Standard Terms"); Purchasers of this part are entitled to the rights and benefits contained therein. For a full statement of the Standard Terms and the exclusive rights and remedies thereunder, please visit Mini-Circuits' website at www.minicircuits.com/MCLStore/terms.jsp

Mini-Circuits®

www.minicircuits.com P.O. Box 350166, Brooklyn, NY 11235-0003 (718) 934-4500 sales@minicircuits.com

Voltage Controlled Oscillator ZX95-1740+

Typical Performance Data

V TUNE	TUNE SENS (MHz/V)	FREQUENCY (MHz)			POWER OUTPUT (dBm)			HARMONICS (dBc)			FREQ. PUSH (MHz/V)
		-55ºC	+25ºC	+85ºC	-55ºC	+25ºC	+85ºC	F2	F3	F4	
0.0	35.33	1204.9	1195.7	1187.4	9.09	8.43	7.76	-12.3	-24.0	-36.5	0.38
0.5	33.67	1222.2	1213.4	1205.6	8.95	8.36	7.74	-12.7	-24.3	-36.4	0.40
2.0	31.55	1271.5	1263.1	1255.9	8.62	8.13	7.64	-14.1	-23.7	-37.0	0.41
3.0	32.24	1303.2	1294.6	1287.4	8.35	8.01	7.61	-14.0	-23.1	-37.4	0.38
4.0	32.85	1335.7	1326.9	1319.5	8.12	7.90	7.57	-15.1	-23.3	-37.0	0.34
5.0	32.78	1368.6	1359.7	1352.3	7.93	7.77	7.48	-17.9	-22.9	-36.4	0.31
6.0	33.25	1401.6	1392.5	1384.9	7.80	7.74	7.51	-19.5	-23.0	-36.4	0.26
7.0	33.36	1435.0	1425.8	1418.0	7.63	7.62	7.45	-19.4	-22.3	-36.7	0.23
8.0	33.06	1468.5	1459.1	1451.2	7.58	7.59	7.44	-19.6	-22.1	-34.4	0.19
9.0	32.97	1501.8	1492.2	1484.2	7.61	7.70	7.57	-18.4	-21.9	-32.7	0.13
10.0	31.99	1534.9	1525.2	1517.0	7.69	7.78	7.65	-18.0	-22.8	-31.8	0.07
11.0	31.33	1567.0	1557.1	1549.0	7.80	7.88	7.72	-18.8	-23.5	-31.7	0.03
12.0	30.00	1598.4	1588.5	1580.3	7.79	7.85	7.70	-18.8	-24.9	-31.9	0.15
13.0	28.68	1628.4	1618.5	1610.3	7.82	7.87	7.69	-21.7	-24.6	-32.3	0.27
14.0	27.19	1657.2	1647.1	1638.9	7.86	7.90	7.72	-22.7	-23.9	-33.0	0.37
15.0	25.48	1684.5	1674.3	1665.9	7.88	7.91	7.75	-22.8	-23.4	-33.9	0.44
16.0	23.76	1710.1	1699.8	1691.4	7.94	7.92	7.76	-22.9	-23.9	-34.4	0.48
17.0	22.53	1734.2	1723.6	1715.0	7.99	8.01	7.83	-22.5	-24.2	-35.2	0.49
18.0	21.11	1756.9	1746.1	1737.2	7.99	8.03	7.89	-22.5	-24.1	-37.3	0.48
19.0	19.66	1778.1	1767.2	1758.3	8.03	8.04	7.88	-21.7	-23.6	-37.6	0.45
20.0	18.53	1798.0	1786.9	1777.8	8.11	8.08	7.92	-21.4	-23.0	-37.9	0.43
21.0	17.38	1816.8	1805.4	1796.2	8.17	8.14	7.99	-24.7	-23.0	-37.6	0.43
22.0	17.38	1834.5	1822.8	1813.4	8.22	8.20	8.04	-24.5	-23.3	-37.6	0.44

FREQ OFFSET (KHz)	PHASE NOISE (dBc/Hz)
1	-78
10	-105
100	-126
1000	-147

Mini-Circuits®
IF/RF MICROWAVE COMPONENTS • ISO 9001 ISO 14001 AS 9100 CERTIFIED RoHS compliant
P.O. Box 350166, Brooklyn, New York 11235-0003 (718) 934-4500 Fax (718) 332-4661
YONI2 Patent Pending The Design Engineers Search Engine finds the model you need, Instantly • For detailed performance specs & shopping online see minicircuits.com

Voltage Controlled Oscillator ZX95-1740+

Typical Performance Data

Frequency and Tuning Sensitivity

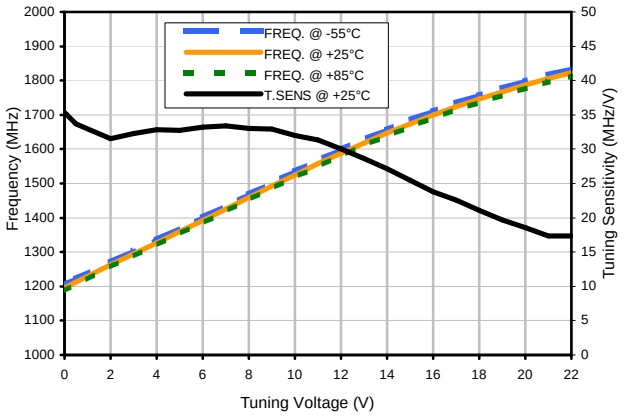

Power Output

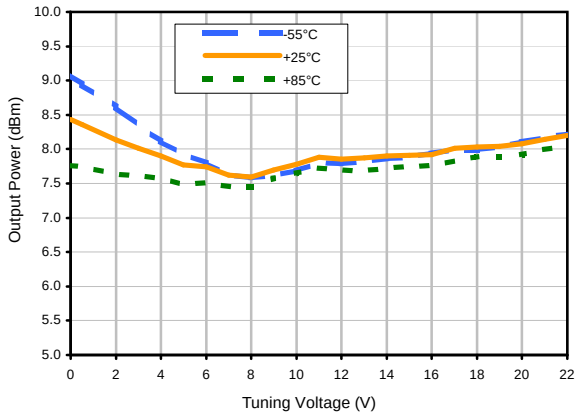

Harmonics Level

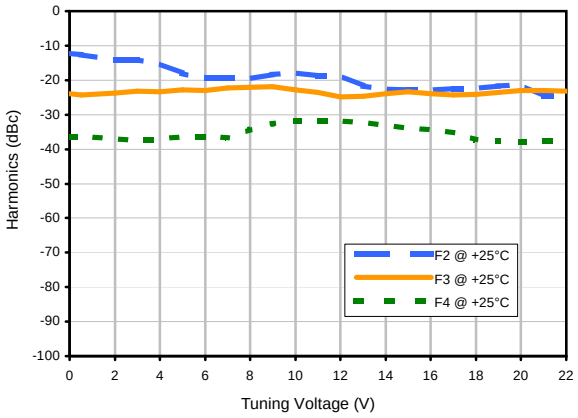

Frequency Pushing

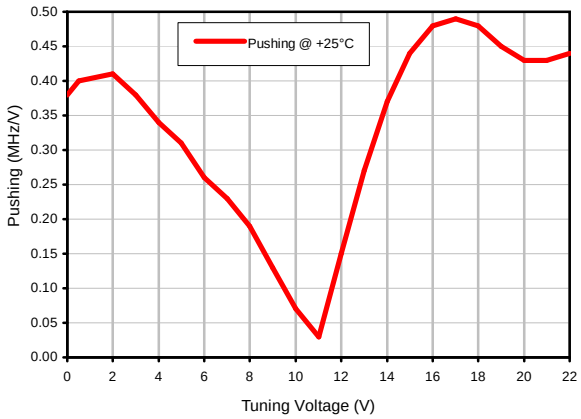

Phase Noise

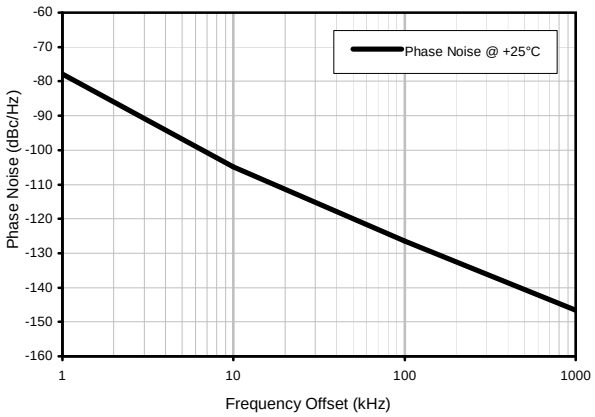

Mini-Circuits®
IF/RF MICROWAVE COMPONENTS • ISO 9001 ISO 14001 AS 9100 CERTIFIED RoHS compliant
P.O. Box 350166, Brooklyn, New York 11235-0003 (718) 934-4500 Fax (718) 332-4661
The Design Engineers Search Engine finds the model you need, Instantly • For detailed performance specs & shopping online see minicircuits.com

Case Style GB

Outline Dimensions

GB956

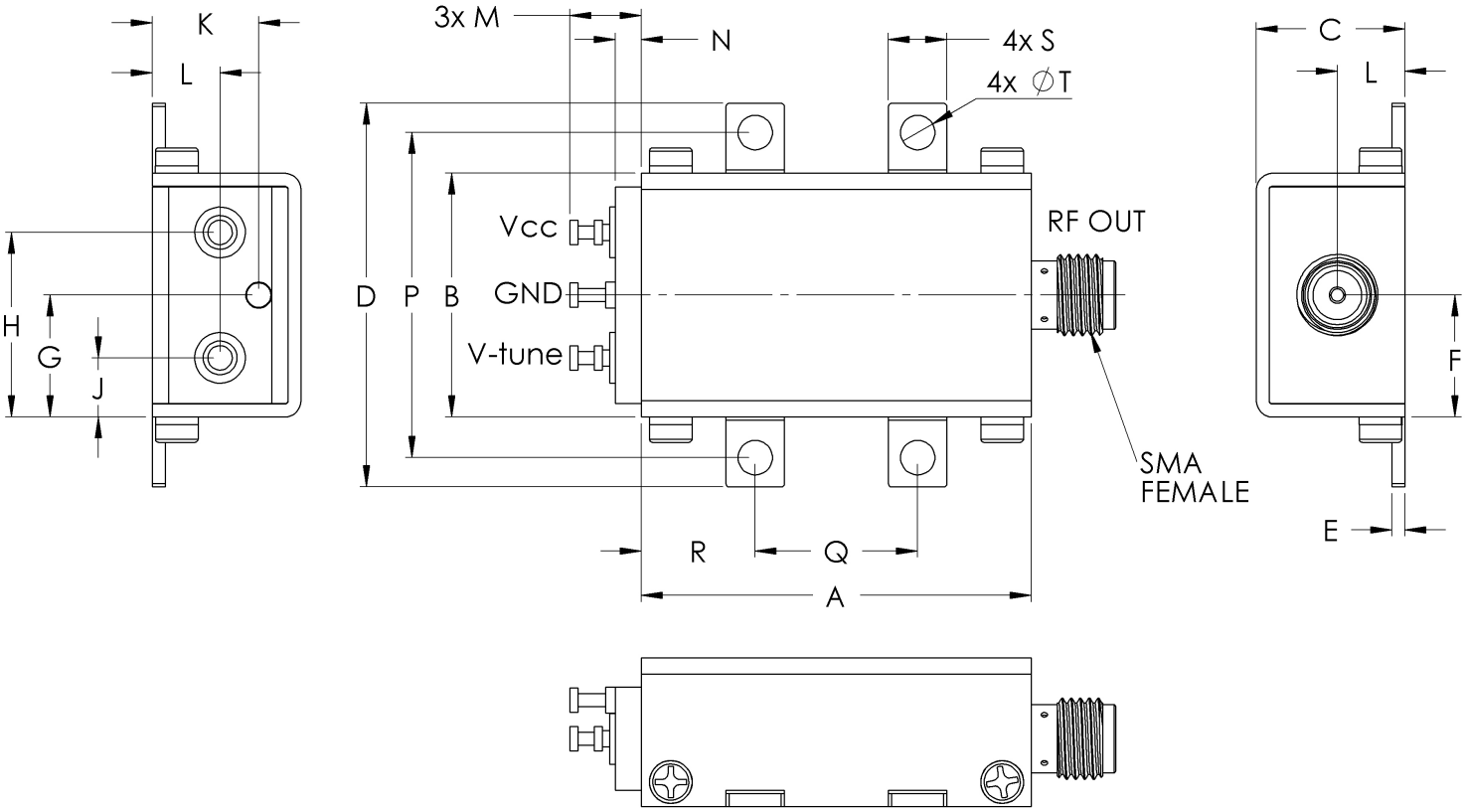

CASE #.	A	B	C	D	E	F	G	H	J	K	L	M	N
GB956	1.20 (30.48)	.75 (19.15)	.46 (11.61)	1.18 (30.07)	.04 (1.02)	.38 (9.53)	.38 (9.53)	.57 (14.43)	.18 (4.62)	.33 (8.31)	.21 (5.28)	.22 (5.59)	.08 (2.03)

CASE #.	P	Q	R	S	T	WT GRAMS
GB956	1.00 (25.4)	.50 (12.7)	.35 (8.89)	.18 (4.57)	.106 (2.69)	35

Dimensions are in inches (mm). Tolerances: 2Pl. ± .03; 3Pl. ± .015
Tolerance on hole size and interaxes dimensions to be ± .005.

Note:

1. Case material: Brass
2. Case finish: Nickel plate

Mini-Circuits®
INTERNET http://www.minicircuits.com
P.O. Box 350166, Brooklyn, New York 11235-0003 (718) 934-4500 Fax (718) 332-4661
Distribution Centers NORTH AMERICA 800-654-7949 • 417-335-5935 • Fax 417-335-5945 • EUROPE 44-1252-832600 • Fax 44-1252-837010

*Mini-Circuits **ISO 9001 & ISO 14001** Certified*

This document and its contents are the property of Mini-Circuits.

Mini-Circuits

Environmental Specifications ENV28T8

All Mini-Circuits products are manufactured under exacting quality assurance and control standards, and are capable of meeting published specifications after being subjected to any or all of the following physical and environmental test.

Specification	Test/Inspection Condition	Reference/Spec
Operating Temperature	-55° to 85°C Ambient Environment	Individual Model Data Sheet
Storage Temperature	-55° to 100° C Ambient Environment	Individual Model Data Sheet
Barometric Pressure	100,000 Feet	MIL-STD-202, Method 105, Condition D
Humidity	90% RH, 65°C Units may require bake-out after humidity to restore full performance.	MIL-STD-202, Method 103
Thermal Shock	-65° to 125°C, 5 cycles	MIL-STD-202, Method 107, Condition B
Vibration (High Frequency)	20g peak, 10-2000 Hz, 12 times in each of three perpendicular directions (total 36)	MIL-STD-202, Method 204, Condition D
Mechanical Shock	100g, 6ms sawtooth, 3 shocks each direction 3 axes (total 18)	MIL-STD-202, Method 213, Condition I

This document and its contents are the property of Mini-Circuits.