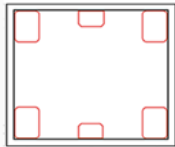
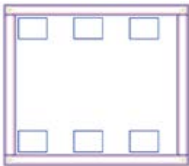


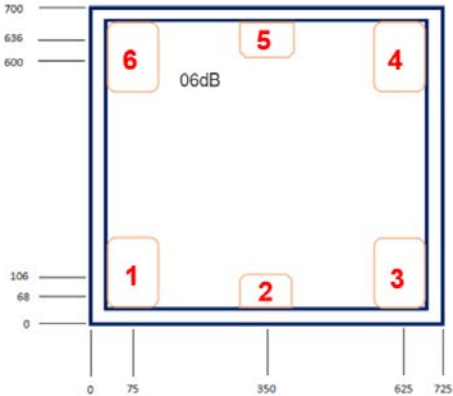
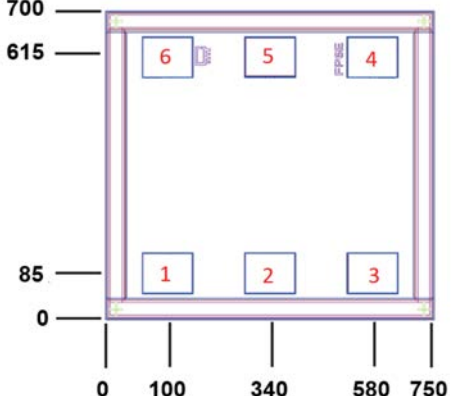
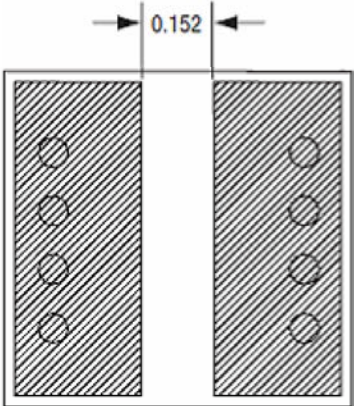
REPLACEMENT PART REFERENCE GUIDE, YAT-6-DG+

AN-70-055

ORIGINAL PART:	YAT-6-DG+	
REPLACEMENT PART:	YAT-6A-DG+	

Replacement Part has been judged by Mini-Circuits Engineering as a suitable replacement to Original Part.

MECHANICAL DIMENSIONS

Original Part YAT-6-DG+	Replacement Part YAT-6A-DG+
<p>Top View Die dimensions are in μm</p>  <p>Note: Alternate Die ID: ATN3590_06</p>	<p>Top View Die dimensions are in μm</p> 
<p>Bottom View Split Ground - Hatched Area (can be joined together) Dimension is in mm</p> 	<p>Bottom View Full Ground</p>

Dimensions			Pin-Out		
Parameter	Original Part YAT-6-DG+	Replacement Part YAT-6A-DG+	Pad#	Original Part YAT-6-DG+	Replacement Part YAT-6A-DG+
Die Width, μm	725	750		Function	
Die Length, μm	700	700	2	RF-IN	RF-IN
Die Thickness, μm	100	100	5	RF-OUT	RF-OUT
RF-IN & RF-OUT Bond Pad Size, μm	110 x 75	125 x 100	1,3,4,6	Ground	Ground
Ground Bond Pad Size, μm	110 x 150	125 x 100	Bottom of Die	Split Ground	Full Ground

CONCLUSION:

1) FORM-FIT-FUNCTIONAL ANALYSIS_a:

The Replacement Part is Form, Fit compatible.

Following is a summary of changes/improvements in the Specification:

Parameter	Frequency (GHz)	Original Part	Replacement Part
Attenuation Typ. (dB)	DC-5	6.0	6.0 \pm 0.1
VSWR Typ. (:1)		1.1	1.1
Attenuation Typ. (dB)	5-15	6.2	6.0 \pm 0.1
VSWR Typ. (:1)		1.3	1.1
Attenuation Typ. (dB)	15-18	6.4	6.0 \pm 0.1
VSWR Typ. (:1)		1.4	1.1
Attenuation Typ. (dB)	18-26.5	6.8	6.0 \pm 0.1
VSWR Typ. (:1)		1.5	1.1
Max Power at 25°C (W)	DC-26.5	2	1.6
Max Power at 85°C (W)	DC-26.5	1	1

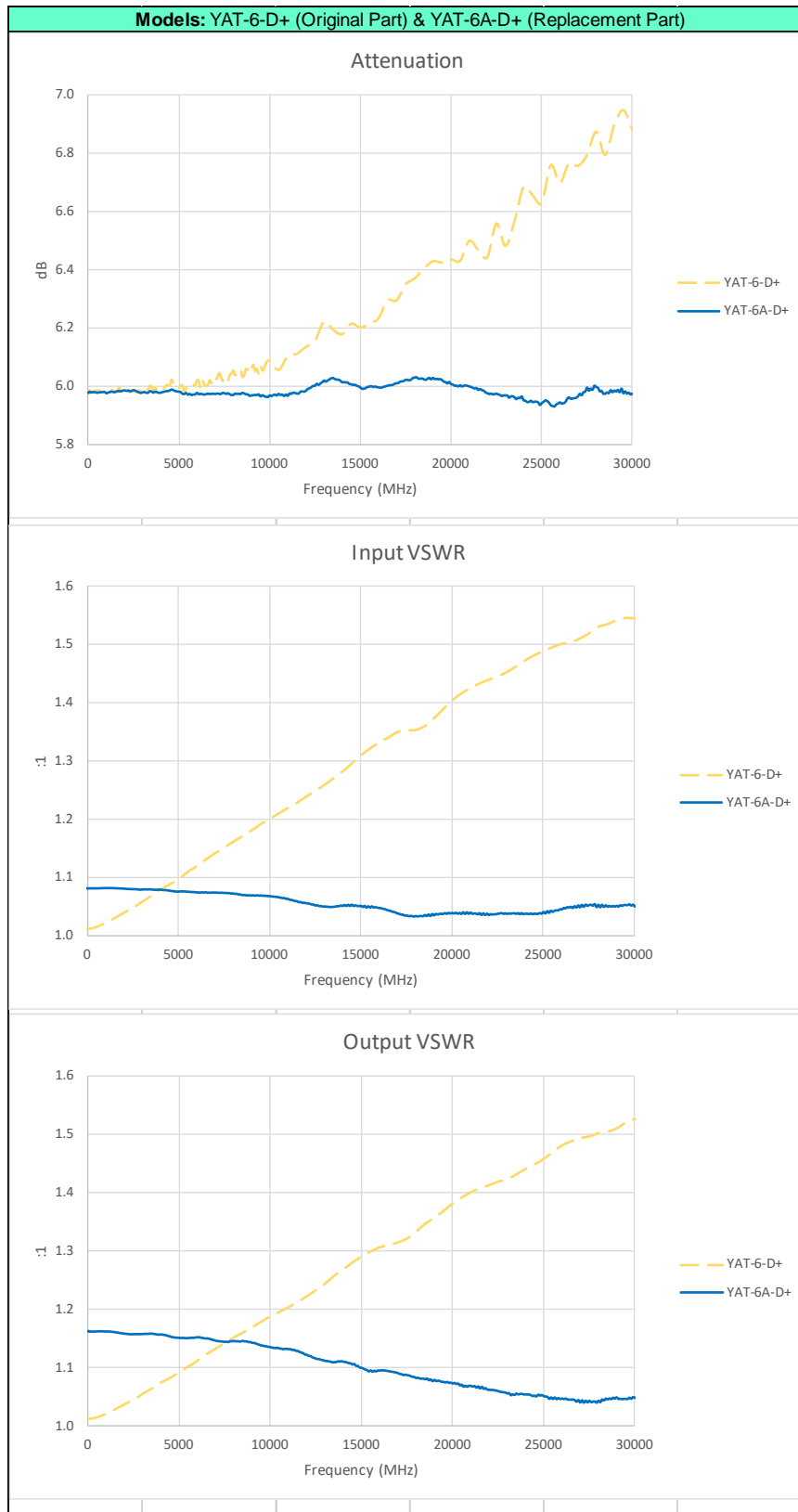
For typical performance and Graphs: See paragraphs 2 and 3

2) TYPICAL PERFORMANCE COMPARISON AT ROOM TEMPERATURE:

MODEL: YAT-6-DG+, YAT-6A-DG+ (RF Parameters)

Parameter	Freq (MHz)		5 Units of Original Part YAT-6-D+			3 Units of Replacement Part YAT-6A-D+		
	From	To	Min.	Avg.	Max.	Min.	Avg.	Max.
Insertion Loss (dB)	10	5000	5.98	6.00	6.03	5.98	5.99	6.02
	5000	15000	5.99	6.06	6.23	5.96	6.00	6.07
	15000	18000	6.20	6.28	6.39	5.99	6.02	6.07
	18000	26500	6.37	6.55	6.78	5.93	6.00	6.07
VSWR (:1)	10	5000	1.01	1.04	1.10	1.08	1.09	1.10
	5000	15000	1.10	1.16	1.32	1.05	1.07	1.09
	15000	18000	1.31	1.34	1.36	1.04	1.06	1.07
	18000	26500	1.34	1.44	1.53	1.04	1.05	1.07

3) TYPICAL PERFORMANCE GRAPHS AT ROOM TEMPERATURE:





© 2015 Mini-Circuits

IMPORTANT NOTICE

This document is provided as an accommodation to Mini-Circuits customers in connection with Mini-Circuits parts only. In that regard, this document is for informational and guideline purposes only. Mini-Circuits assumes no responsibility for errors or omissions in this document or for any information contained herein.

Mini-Circuits may change this document or the Mini-Circuits parts referenced herein (collectively, the "Materials") from time to time, without notice. Mini-Circuits makes no commitment to update or correct any of the Materials, and Mini-Circuits shall have no responsibility whatsoever on account of any updates or corrections to the Materials or Mini-Circuits' failure to do so. Mini-Circuits customers are solely responsible for the products, systems, and applications in which Mini-Circuits parts are incorporated or used. In that regard, customers are responsible for consulting with their own engineers and other appropriate professionals who are familiar with the specific products and systems into which Mini-Circuits' parts are to be incorporated or used so that the proper selection, installation/integration, use and safeguards are made. Accordingly, Mini-Circuits assumes no liability therefore.

In addition, your use of this document and the information contained herein is subject to Mini-Circuits' standard terms of use, which are available at Mini-Circuits' website at www.minicircuits.com/homepage/terms_of_use.html.

Mini-Circuits and the Mini-Circuits logo are registered trademarks of Scientific Components Corporation d/b/a Mini-Circuits. All other third-party trademarks are the property of their respective owners. A reference to any third-party trademark does not constitute or imply any endorsement, affiliation, sponsorship, or recommendation: (i) by Mini-Circuits of such third-party's products, services, processes, or other information; or (ii) by any such third-party of Mini-Circuits or its products, services, processes, or other information.