

## **REPLACEMENT PART REFERENCE GUIDE, ZVBP-27925-K+**

**AN-75-032**

|                  |                |
|------------------|----------------|
| ORIGINAL PART    | ZVBP-27925-K+  |
| REPLACEMENT PART | ZVBP-27925-K1+ |

*Replacement Part has been judged by Mini-Circuits Engineering as a suitable replacement to Original Part*

### **MECHANICAL DIMENSIONS**

|            |                |        |
|------------|----------------|--------|
| CASE STYLE | ZVBP-27925-K+  | UH3127 |
|            | ZVBP-27925-K1+ | ZN3567 |


### **CONCLUSION:**

#### **1. FORM-FIT-FUNCTIONAL ANALYSIS:**


There is change in FORM, FIT and FUNCTION

**FORM:** There is change in colour

ZVBP-27925-K+:

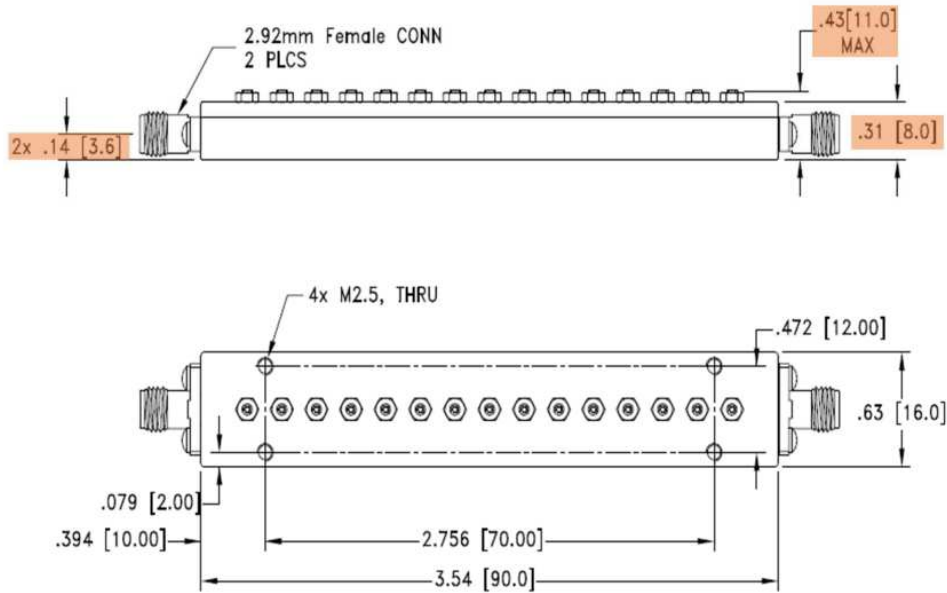


ZVBP-27925-K1+:

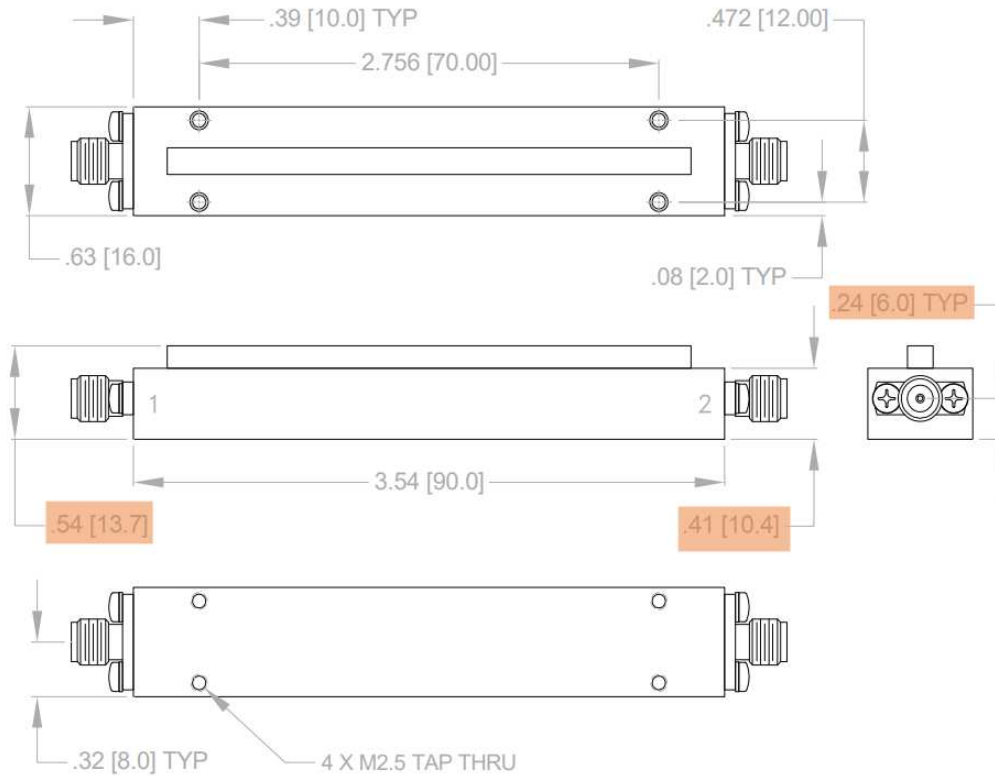


**FIT:**

**ZVBP-27925-K+:**



**ZVBP-27925-K1+:**



## FUNCTION:

Following is the summary of changes/ improvements in the specification:

| Electrical Parameters         | Frequency, MHz |       | Catalog Specification |       |     |                |      |     |
|-------------------------------|----------------|-------|-----------------------|-------|-----|----------------|------|-----|
|                               |                |       | ZVBP-27925-K+         |       |     | ZVBP-27925-K1+ |      |     |
|                               | Min            | Max   | MIN                   | TYP   | MAX | MIN            | TYP  | MAX |
| Pass Band Insertion Loss (dB) | 27500          | 28350 | -                     | 1.9   | 3.5 | -              | 3.2  | 4.0 |
| Pass Band Return Loss (dB)    | 27500          | 28350 | 16.0                  | 26.0  | -   | 15.0           | 18.1 | -   |
| Stop Band Rejection (dB)      | DC             | 27325 | 50.0                  | 128.0 | -   | 50.0           | 60.0 | -   |
| Stop Band Rejection (dB)      | 28525          | 45000 | 50.0                  | 115.0 | -   | 50.0           | 55.0 | -   |

For typical performance see paragraph 2

## 2. TYPICAL PERFORMANCE COMPARISON AT ROOM TEMPERATURE:

| Electrical Parameters         | Frequency, MHz |       | ZVBP-27925-K+ |     | ZVBP-27925-K1+ |     |
|-------------------------------|----------------|-------|---------------|-----|----------------|-----|
|                               | Min            | Max   | MIN           | MAX | MIN            | MAX |
| Pass Band Insertion Loss (dB) | 27500          | 28350 | -             | 2.7 | -              | 2.9 |
| Pass Band Return Loss (dB)    | 27500          | 28350 | 21.1          | -   | 20.1           | -   |
| Stop Band Rejection (dB)      | DC             | 27325 | 54.2          | -   | 62.1           | -   |
| Stop Band Rejection (dB)      | 28525          | 45000 | 70.0          | -   | 55.5           | -   |

## IMPORTANT NOTICE

This document is provided as an accommodation to Mini-Circuits customers in connection with Mini-Circuits parts only. In that regard, this document is for informational and guideline purposes only. Mini-Circuits assumes no responsibility for errors or omissions in this document or for any information contained herein.

Mini-Circuits may change this document or the Mini-Circuits parts referenced herein (collectively, the "Materials") from time to time, without notice. Mini-Circuits makes no commitment to update or correct any of the Materials, and Mini-Circuits shall have no responsibility whatsoever on account of any updates or corrections to the Materials or Mini-Circuits' failure to do so. Mini-Circuits customers are solely responsible for the products, systems, and applications in which Mini-Circuits parts are incorporated or used. In that regard, customers are responsible for consulting with their own engineers and other appropriate professionals who are familiar with the specific products and systems into which Mini-Circuits' parts are to be incorporated or used so that the proper selection, installation/integration, use and safeguards are made. Accordingly, Mini-Circuits assumes no liability therefore.

In addition, your use of this document and the information contained herein is subject to Mini-Circuits' standard terms of use, which are available at Mini-Circuits' website at [www.minicircuits.com/homepage/terms\\_of\\_use.html](http://www.minicircuits.com/homepage/terms_of_use.html).

Mini-Circuits and the Mini-Circuits logo are registered trademarks of Scientific Components Corporation d/b/a Mini-Circuits. All other third-party trademarks are the property of their respective owners. A reference to any third-party trademark does not constitute or imply any endorsement, affiliation, sponsorship, or recommendation: (i) by Mini-Circuits of such third-party's products, services, processes, or other information; or (ii) by any such third-party of Mini-Circuits or its products, services, processes, or other information.