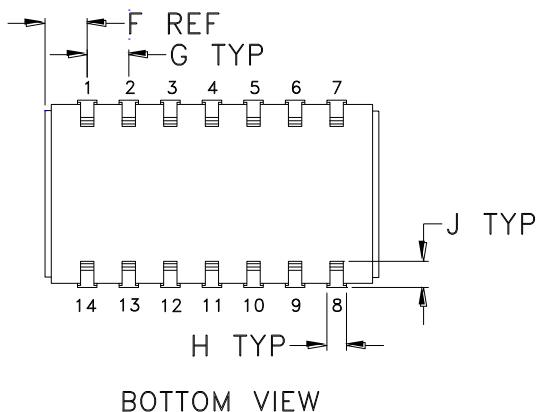
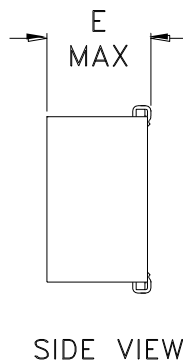
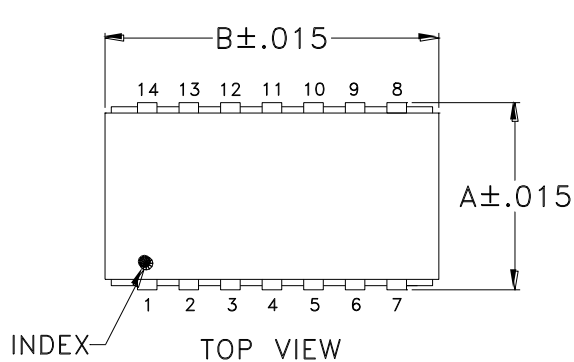
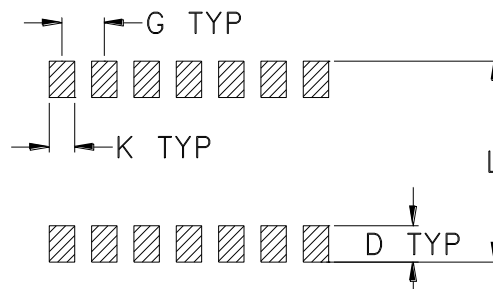


### Outline Dimensions



### PCB Land Pattern



Suggested Layout,  
Tolerance to be within  $\pm.002$

CASE #	A	B	C	D	E	F	G	H	J	K	L	WT. GRAM
BK276	.450 (11.43)	.803 (20.40)	-- --	.100 (2.54)	.250 (6.35)	.102 (2.59)	.100 (2.54)	.047 (1.19)	.065 (1.65)	.065 (1.65)	.470 (11.94)	2.0 MAX.

Dimensions are in inches (mm). Tolerances: 2Pl.  $\pm .01$ ; 3Pl.  $\pm .005$

#### Notes:

- Case material: Copper Nickel alloy.
- Base material: Printed wiring laminate.
- Termination finish:  
For RoHS Case Styles: Tin plate over Nickel plate. All models, (+) suffix.  
For RoHS-5 Case Styles: Tin-Lead plate. All models, no (+) suffix.



INTERNET <http://www.minicircuits.com>

P.O. Box 350166, Brooklyn, New York 11235-0003 (718) 934-4500 Fax (718) 332-4661

Distribution Centers NORTH AMERICA 800-654-7949 • 417-335-5935 • Fax 417-335-5945 • EUROPE 44-1252-832600 • Fax 44-1252-837010

Mini-Circuits ISO 9001 & ISO 14001 Certified