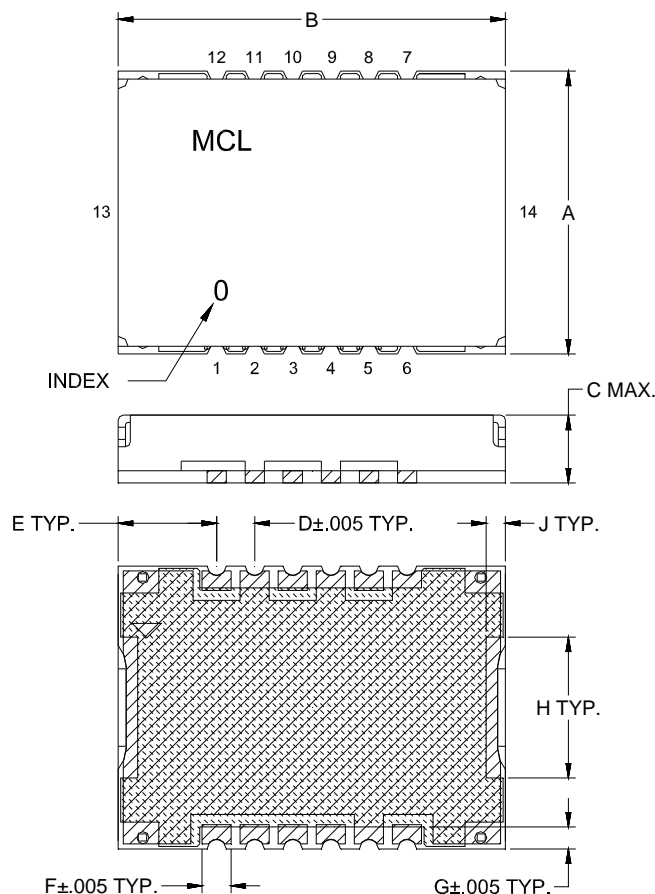
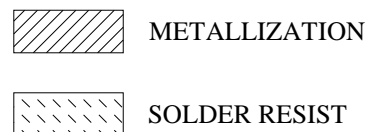
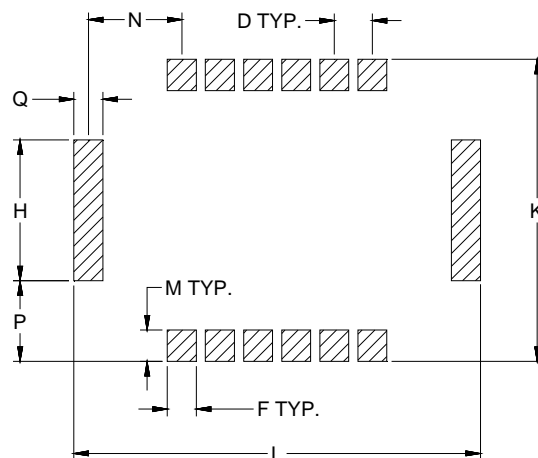


Outline Dimensions



Suggested PCB Land Pattern



CASE#	A	B	C	D	E	F	G	H	J	K	L	M	N	P	Q	WT. GRAM
DK1042	.584 (14.83)	.800 (20.32)	.154 (3.91)	.079 (2.01)	.203 (5.16)	.060 (1.52)	.045 (1.14)	.291 (7.39)	.039 (1.0)	.624 (15.85)	.840 (21.34)	.065 (1.65)	.193 (4.90)	.170 (4.32)	.060 (1.52)	1.6

Dimensions are in inches (mm). Tolerances: 2PL. +/- .03; 3PL. +/- .015

Notes:

- Case material: Nickel-Silver alloy.
- Base: Printed wiring laminate.
- Termination finish:
For RoHS Case Styles: 2-5 μ inch (.05-.13 microns) Gold over 120-240 μ inch (3.05-6.10 microns) Nickel plate.
All models, (+) suffix.