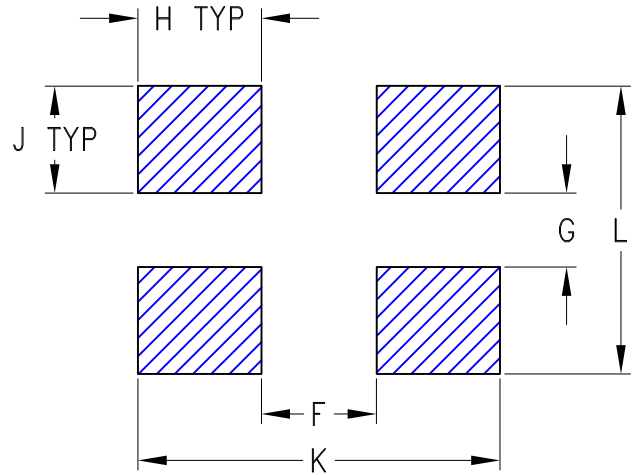
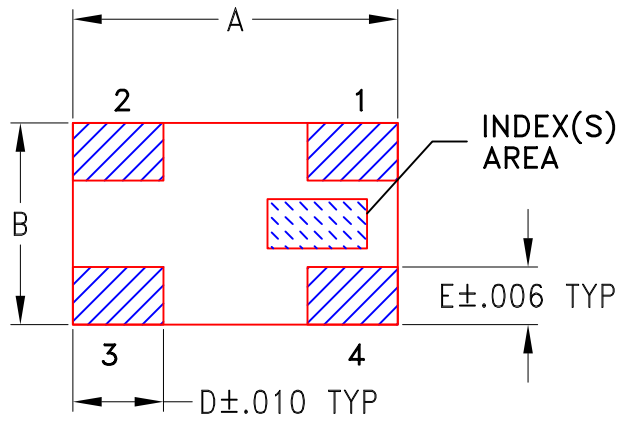
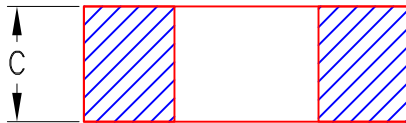


Outline Dimensions

GE0805C-14



**SUGGESTED LAYOUT
FOR PCB LAND PATTERN**
PATTERN TO BE WITHIN $\pm .002$



METALLIZATION

CASE #	A	B	C	D	E	F	G	H	J	K	L	WT, GRAM
GE0805C-14	.079 (2.00)	.049 (1.25)	.028 (0.70)	.022 (0.56)	.014 (0.35)	.028 (0.70)	.018 (0.45)	.030 (0.75)	.026 (0.65)	.088 (2.20)	.070 (1.75)	0.008

Dimensions are in inches (mm). Tolerances: 2 Pl. $\pm .01$; 3 Pl. $\pm .005$

Notes:

- Open style, ceramic base.
- Termination finish:
For RoHS Case Styles: Tin plate over Nickel plate. All models, (+) suffix.

Mini-Circuits[®]
ISO 9001 ISO 14001 CERTIFIED

ALL NEW
minicircuits.com

P.O. Box 350166, Brooklyn, New York 11235-0003 (718) 934-4500 Fax (718) 332-4661 For detailed performance specs & shopping online see Mini-Circuits web site



The Design Engineers Search Engine Provides ACTUAL Data Instantly From MINI-CIRCUITS At: www.minicircuits.com

RF/IF MICROWAVE COMPONENTS