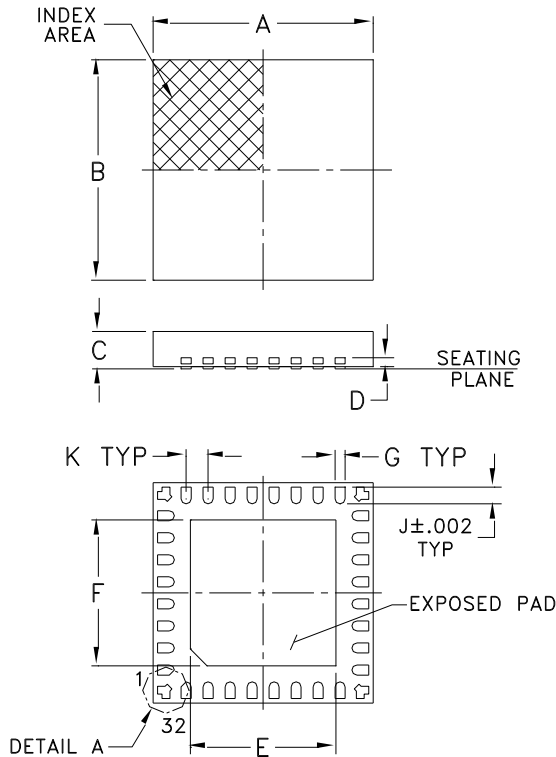
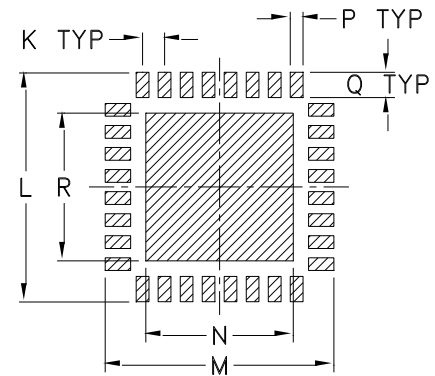


Outline Dimensions

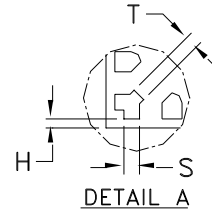
JY2179



PCB Land Pattern



Suggested Layout,
Tolerance to be within $\pm .002$



CASE #	A	B	C	D	E	F	G	H	J	K	L	M	N
JY2179	.197 (5.00)	.197 (5.00)	.033 (0.85)	.008 (0.20)	.130 (3.30)	.130 (3.30)	.009 (0.24)	.004 (0.10)	.015 (0.375)	.020 (0.50)	.205 (5.20)	.205 (5.20)	.132 (3.35)

CASE #	P	Q	R	S	T	WT, GRAM
JY2179	.011 (0.290)	.023 (.575)	.132 (3.35)	.007 (0.18)	.006 (0.15)	.065

Dimensions are in inches (mm). Tolerances: 2 Pl. $\pm .01$; 3 Pl. $\pm .005$

Notes:

- Case material: Ceramic.
- Termination finish:
 - For RoHS Case Styles: 0.25 μ inches of Gold (Au) over 2.4 μ inches of Palladium (Pd) over 40 μ inches of Nickel (Ni). All models, (+) suffix.
 - For RoHS-5 Case Styles: Tin-Lead plate. All models, no (+) suffix.



INTERNET <http://www.minicircuits.com>

P.O. Box 350166, Brooklyn, New York 11235-0003 (718) 934-4500 Fax (718) 332-4661

Distribution Centers NORTH AMERICA 800-654-7949 • 417-335-5935 • Fax 417-335-5945 • EUROPE 44-1252-832600 • Fax 44-1252-837010

Mini-Circuits ISO 9001 & ISO 14001 Certified