

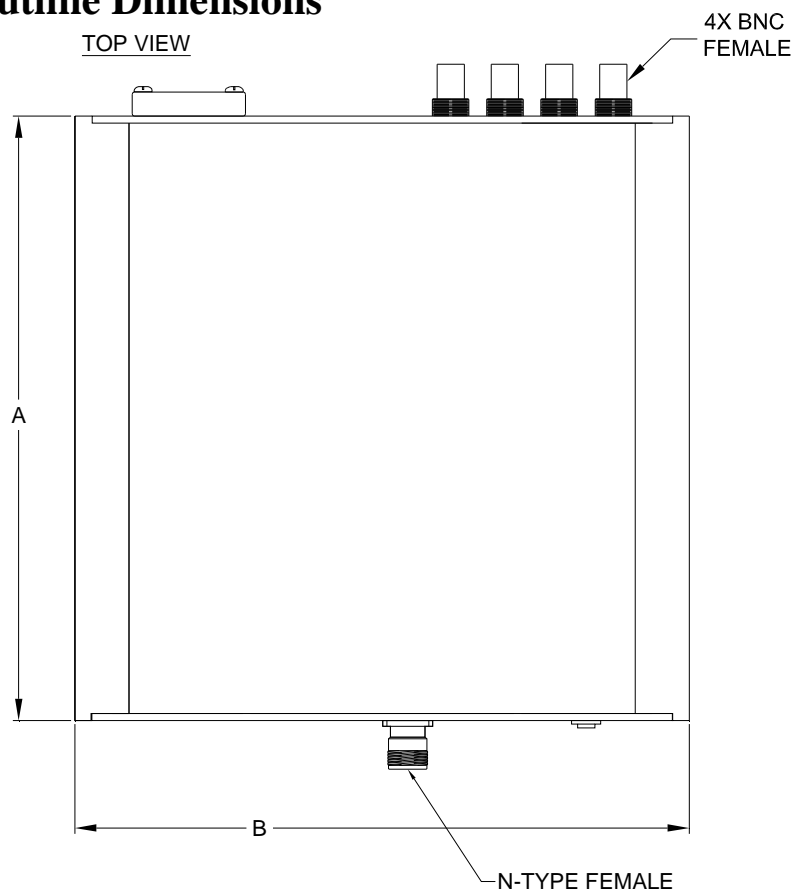
Case Style

LV

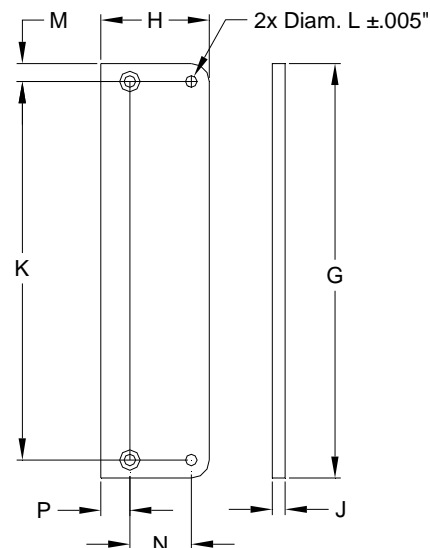
Outline Dimensions

LV1754

TOP VIEW

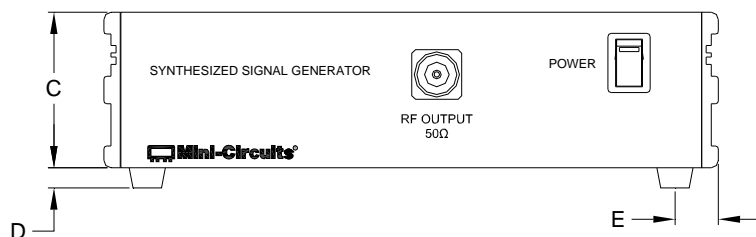


BRACKET OPTION
ONE SET OF 2 EACH.

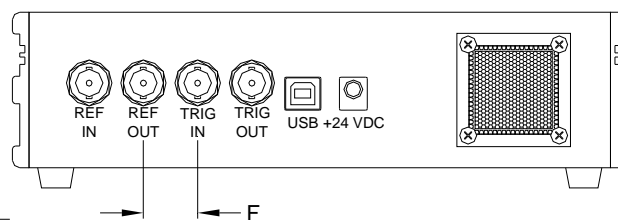


INSTRUCTION FOR MOUNTING BRACKETS:
TOOL REQUIRED: PHILLIPS HEAD SCREW DRIVER
STEP 1: REMOVE RUBBER FEET FROM THE BOTTOM OF THE UNIT.
DO NOT DISCARD THE FASTENERS.
STEP 2: MOUNT THE BRACKETS WITH THE FASTENERS REMOVED IN STEP 1, USING THE COUNTER BORE HOLES IN THE BRACKET.

FRONT VIEW



BACK VIEW



CASE#	A	B	C	D	E	F	G	H	J	K	L	M	N	P	WT. GRAMS
LV1754	8.37 (212.6)	8.50 (215.9)	2.15 (54.6)	.28 (7.1)	.60 (15.2)	0.75 (19.05)	5.74 (145.8)	1.50 (38.1)	.18 (4.6)	5.240 (133.1)	.158 (4.0)	.25 (6.35)	0.850 (21.6)	0.40 (10.2)	1900

Dimensions are in inches (mm). Tolerances: 2PL. +/- .03; 3PL. +/- .015

Notes:

1. Case material: Aluminum.



INTERNET <http://www.minicircuits.com>
P.O. Box 350166, Brooklyn, New York 11235-0003 (718) 934-4500 Fax (718) 332-4661
Distribution Centers NORTH AMERICA 800-654-7949 • 417-335-5935 • Fax 417-335-5945 • EUROPE 44-1252-832600 • Fax 44-1252-837010
Mini-Circuits ISO 9001 & ISO 14001 Certified