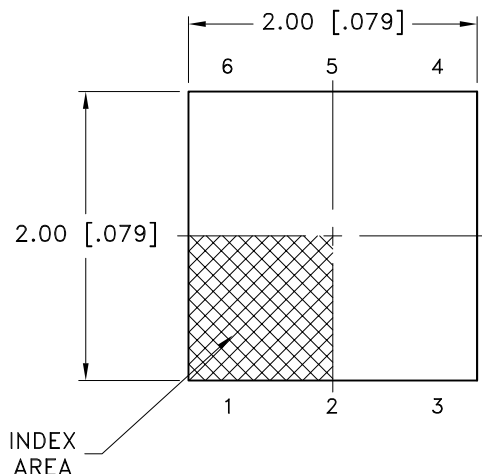


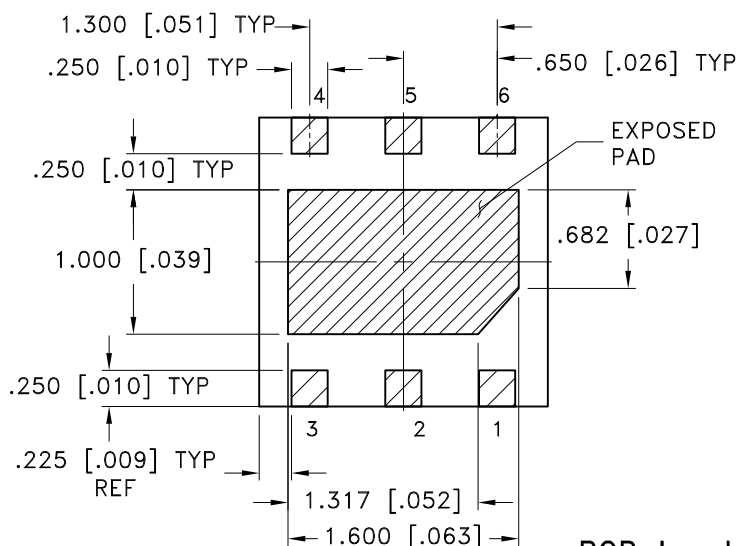
Outline Dimensions

MC1630-2

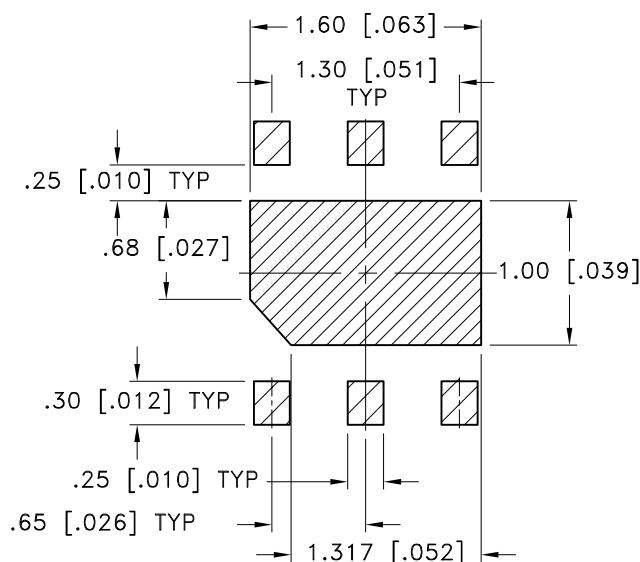
TOP VIEW



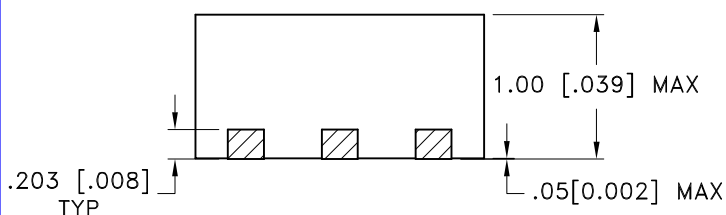
BOTTOM VIEW



PCB Land Pattern



Suggested Layout



 DENOTES METALLIZATION

Weight: 0.0108 grams

Dimensions are in mm [inches]. Tolerances: 2 Pl. and 3 Pl. $\pm 0.05 [0.002]$ mm [Inches]

Notes:

1. Case material: Plastic.
2. Termination finish:
For RoHS Case Styles: Matte-Tin plated.
All models, (+) suffix.
3. Lead #1 identifier shall be located in the cross-hatched area shown.
Identifier may be either a molded or marked feature.

 **Mini-Circuits**
ISO 9001 ISO 14001 CERTIFIED

ALL NEW
minicircuits.com

P.O. Box 350166, Brooklyn, New York 11235-0003 (718) 934-4500 Fax (718) 332-4661 For detailed performance specs & shopping online see Mini-Circuits web site



The Design Engineers Search Engine Provides ACTUAL Data Instantly From MINI-CIRCUITS At: www.minicircuits.com

RF/IF MICROWAVE COMPONENTS