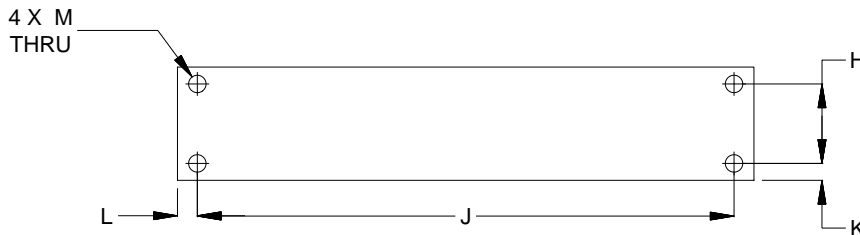
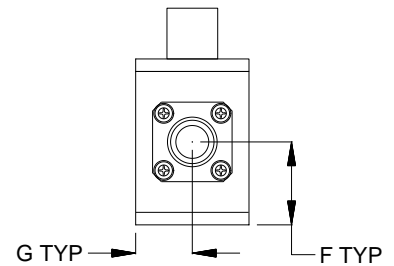
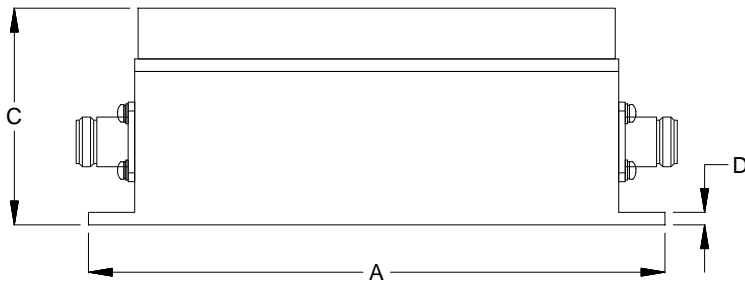
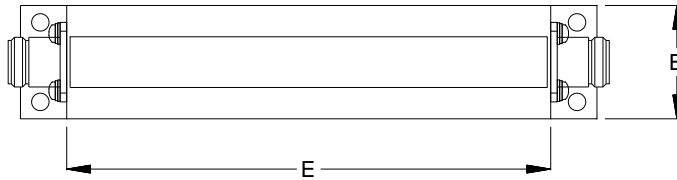


# Case Style

# SJ

## Outline Dimensions

SJ2566



CASE#	A	B	C	D	E	F	G	H
SJ2566	7.25 (184.15)	1.43 (36.20)	2.73 (69.22)	.16 (4.00)	6.09 (154.60)	1.04 (26.50)	.71 (18.10)	1.000 (25.40)

CASE#	J	K	L	M	WT.GRAMS
SJ2566	6.750 (171.45)	.21 (5.40)	.25 (6.35)	.220 (5.59)	640

Dimensions are in inches (mm). Tolerances: 2 Pl.  $\pm .10$ ; 3 Pl.  $\pm .015$

### Notes:

1. Case material: Aluminum alloy.
2. Case finish:
  - a. Case & Cover of the units – Polyurethane spray painted over Aluminum.
3. Refer to the individual model data sheet for the type of connectors available.



P.O. Box 350166, Brooklyn, New York 11235-0003 (718) 934-4500 Fax (718) 332-4661 For detailed performance specs & shopping online see Mini-Circuits web site



The Design Engineers Search Engine Provides ACTUAL Data Instantly From MINI-CIRCUITS At: [www.minicircuits.com](http://www.minicircuits.com)

RF/IF MICROWAVE COMPONENTS