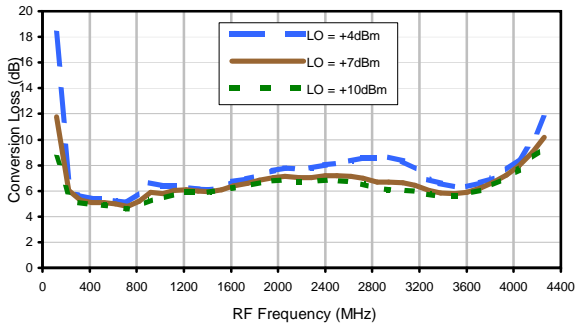
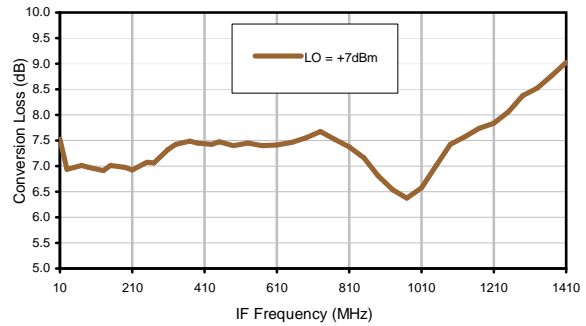


Typical Performance Curves

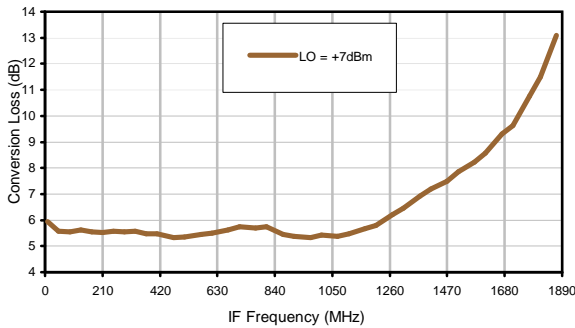
Conversion Loss @ IF=30 MHz



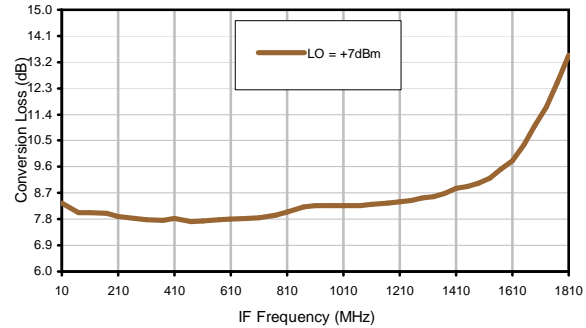
Conversion Loss vs. IF @ RF=2010.1 MHz



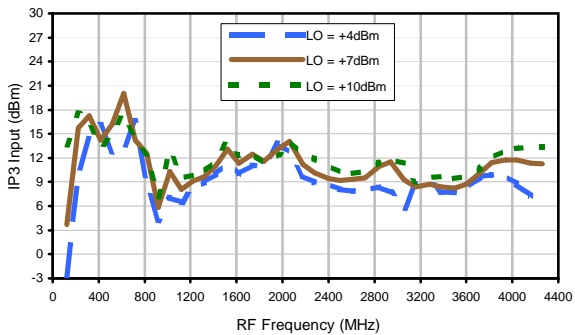
Conversion Loss vs. IF @ RF=289.9 MHz



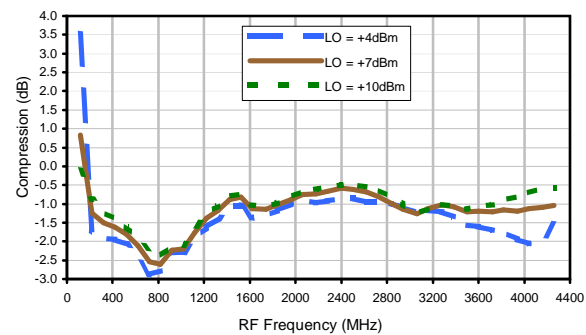
Conversion Loss vs. IF @ RF=4010.1 MHz



IP3 Input

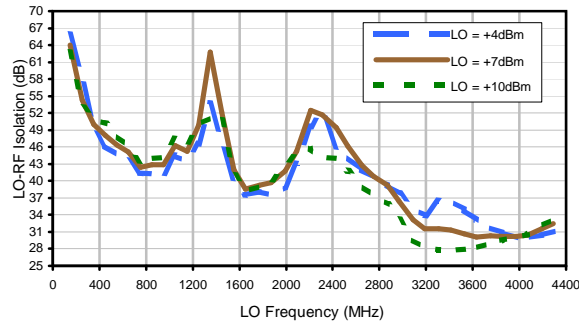


Compression @ RF IN = +1 dBm

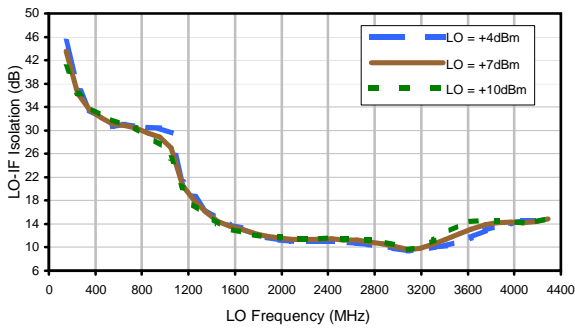


Typical Performance Curves

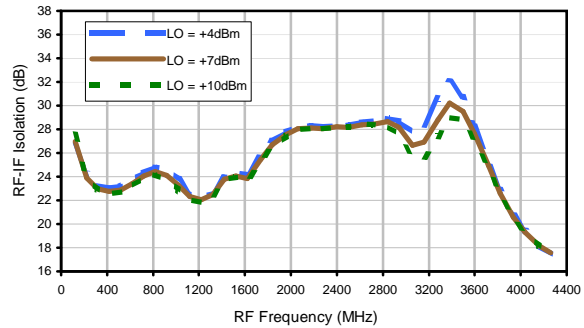
LO-RF Isolation



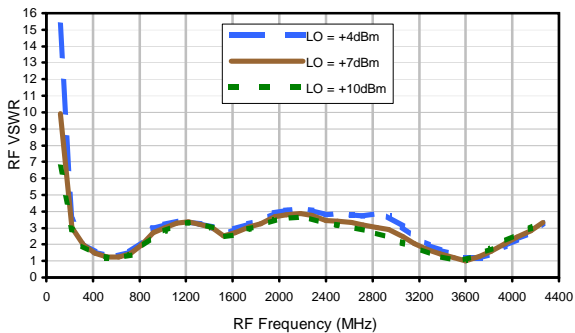
LO-IF Isolation



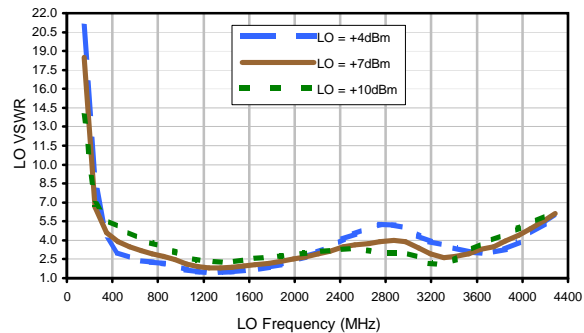
RF-IF Isolation



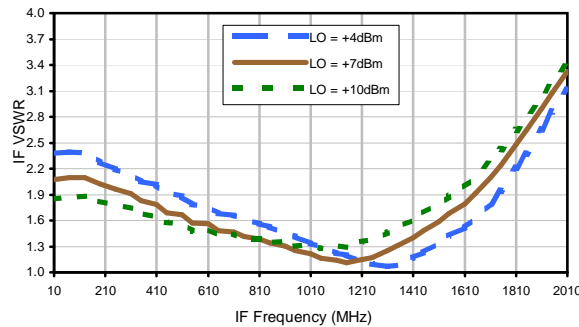
RF VSWR



LO VSWR



IF VSWR



Harmonics Tables

RF HARMONICS ORDER

	(-dBm)	(-dBc)										
0	-	-	+16	19	+0	30	14	46	33	50	35	53
1	-	19	+0	44	26	45	40	52	43	62	43	58
2	86	62	48	51	50	57	47	64	52	67	63	> 68
3	> 90	> 68	67	> 68	65	> 68	> 68	> 68	> 68	> 68	67	> 68
4	> 90	> 68	> 68	> 68	> 68	> 68	> 68	> 68	> 68	> 68	> 68	> 68
5	> 90	> 68	> 68	> 68	> 68	> 68	> 68	> 68	> 68	> 68	> 68	> 68
6	> 90	> 68	> 68	> 68	> 68	> 68	> 68	> 68	> 68	> 68	> 68	> 68
7	> 90	> 68	> 68	> 68	> 68	> 68	> 68	> 68	> 68	> 68	> 68	> 68
8	> 90	> 68	> 68	> 68	> 68	> 68	> 68	> 68	> 68	> 68	> 68	> 68
9	> 90	> 68	> 68	> 68	> 68	> 68	> 68	> 68	> 68	> 68	> 68	> 68
10	> 90	> 68	> 68	> 68	> 68	> 68	> 68	> 68	> 68	> 68	> 68	> 68
	RF CAL	0	1	2	3	4	5	6	7	8	9	10

LO HARMONICS ORDER

Test conditions: RF IN: 2150.00 MHz; -14.00 dBm.
 LO IN: 2180.00 MHz; +7.00 dBm
 IF OUT: 30.00 MHz; -22.46 dBm

RF HARMONICS ORDER

	(-dBm)	(-dBc)										
0	-	-	+6	30	10	42	28	66	52	64	46	72
1	-	19	+0	44	27	47	40	55	51	67	60	65
2	66	52	39	47	41	51	39	57	45	61	60	73
3	> 90	55	48	57	45	53	61	58	69	64	62	76
4	> 90	77	67	71	62	54	69	62	64	70	66	70
5	> 90	> 78	> 78	76	75	73	68	76	75	68	> 78	71
6	> 90	> 78	> 78	> 78	> 78	> 78	> 78	68	> 78	77	> 78	> 78
7	> 90	> 78	> 78	> 78	> 78	> 78	> 78	> 78	> 78	> 78	> 78	> 78
8	> 90	> 78	> 78	> 78	> 78	> 78	> 78	> 78	> 78	> 78	> 78	> 78
9	> 90	> 78	> 78	> 78	> 78	> 78	> 78	> 78	> 78	> 78	> 78	> 78
10	> 90	> 78	> 78	> 78	> 78	> 78	> 78	> 78	> 78	> 78	> 78	> 78
	RF CAL	0	1	2	3	4	5	6	7	8	9	10

LO HARMONICS ORDER

Test conditions: RF IN: 2150.00 MHz; -4.00 dBm.
 LO IN: 2180.00 MHz; +7.00 dBm
 IF OUT: 30.00 MHz; -12.41 dBm

- Notes: 1. All Harmonics are in (dBc) relative to IF OUTPUT.
 2. + entry denotes harmonics are in (dBc) above IF OUTPUT.
 3. RF Cal represent the Harmonics level of the RF input signal to the mixer.