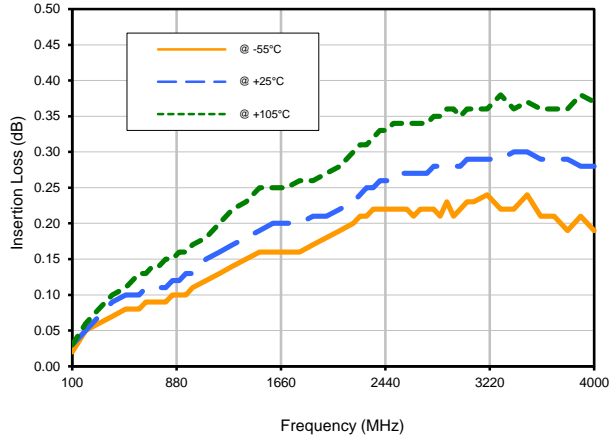


# Bi-Directional Coupler

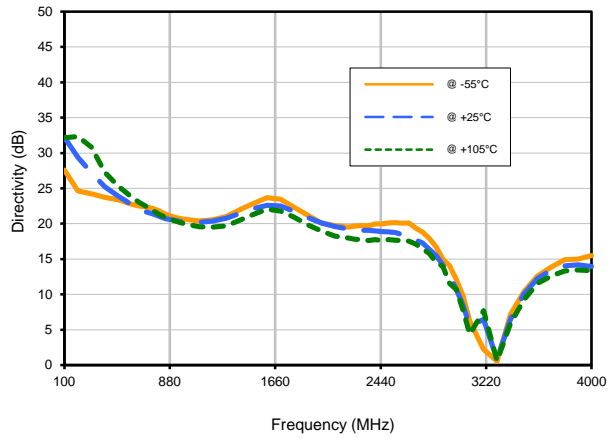
# BDCH-15-272

## Typical Performance Curves (In port at pad 1)

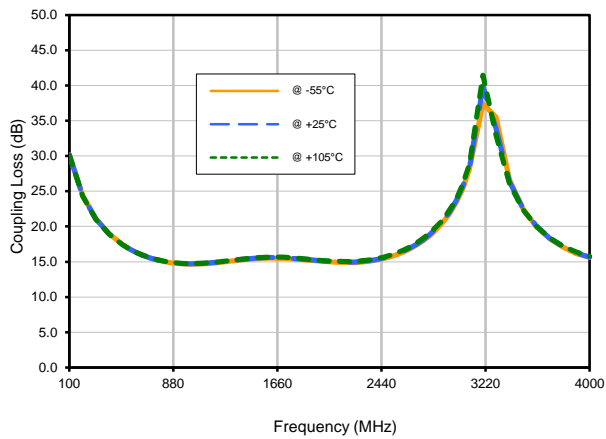
### Insertion Loss vs. TEMPERATURE



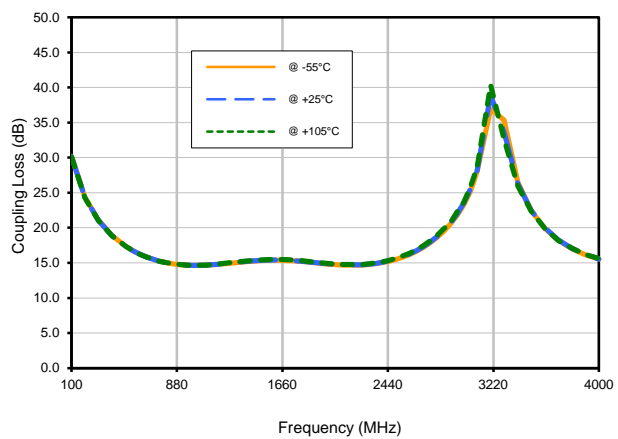
### Directivity vs. TEMPERATURE



### Coupling Loss In-Fwd vs. TEMPERATURE



### Coupling Loss Rev - Out vs. TEMPERATURE



#### Notes

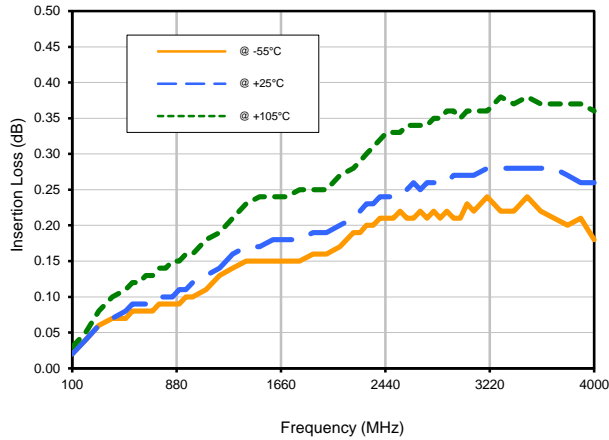
- A. Performance and quality attributes and conditions not expressly stated in this specification document are intended to be excluded and do not form a part of this specification document.
- B. Electrical specifications and performance data contained in this specification document are based on Mini-Circuits' applicable established test performance criteria and measurement instructions.
- C. The parts covered by this specification document are subject to Mini-Circuits' standard limited warranty and terms and conditions (collectively, "Standard Terms"); Purchasers of this part are entitled to the rights and benefits contained therein. For a full statement of the Standard Terms and the exclusive rights and remedies thereunder, please visit Mini-Circuits' website at [www.minicircuits.com/MCLStore/terms.jsp](http://www.minicircuits.com/MCLStore/terms.jsp)

# Bi-Directional Coupler

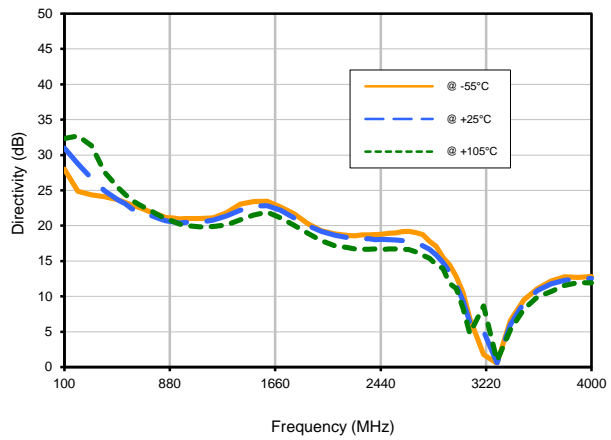
# BDCH-15-272

## Typical Performance Curves (In port at pad 2)

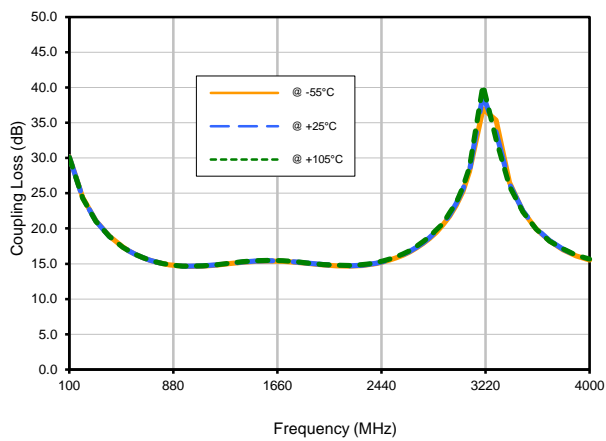
### Insertion Loss vs. TEMPERATURE



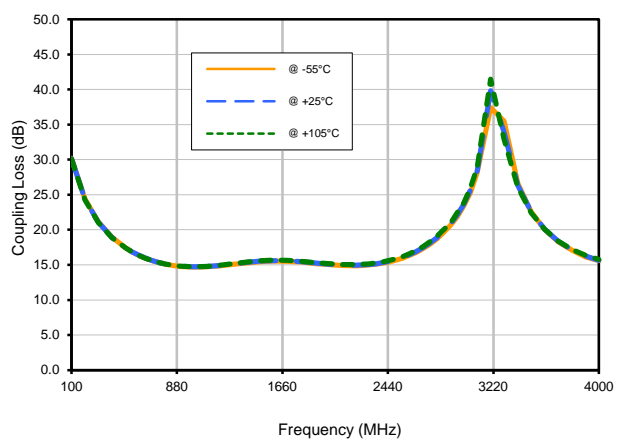
### Directivity vs. TEMPERATURE



### Coupling Loss In-Fwd vs. TEMPERATURE



### Coupling Loss Rev - Out vs. TEMPERATURE



#### Notes

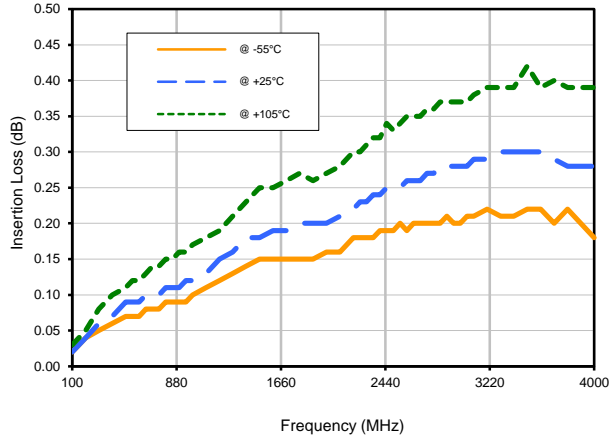
- A. Performance and quality attributes and conditions not expressly stated in this specification document are intended to be excluded and do not form a part of this specification document.
- B. Electrical specifications and performance data contained in this specification document are based on Mini-Circuits' applicable established test performance criteria and measurement instructions.
- C. The parts covered by this specification document are subject to Mini-Circuits' standard limited warranty and terms and conditions (collectively, "Standard Terms"); Purchasers of this part are entitled to the rights and benefits contained therein. For a full statement of the Standard Terms and the exclusive rights and remedies thereunder, please visit Mini-Circuits' website at [www.minicircuits.com/MCLStore/terms.jsp](http://www.minicircuits.com/MCLStore/terms.jsp)

# Bi-Directional Coupler

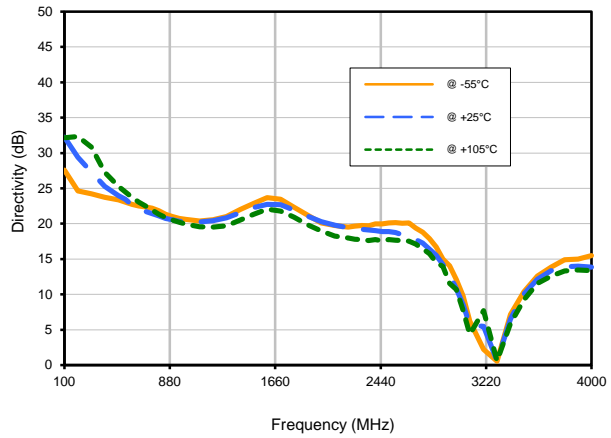
# BDCH-15-272

## Typical Performance Curves (In port at pad 3)

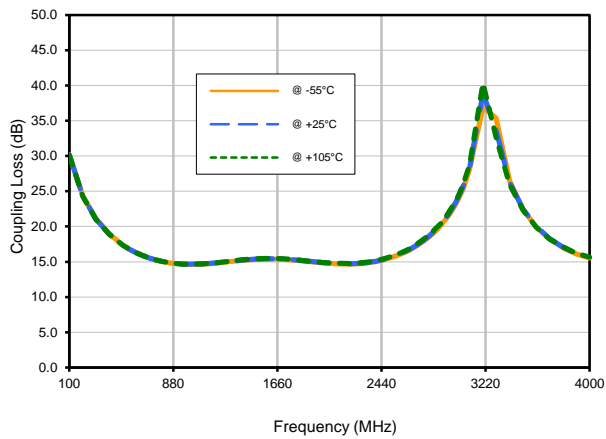
### Insertion Loss vs. TEMPERATURE



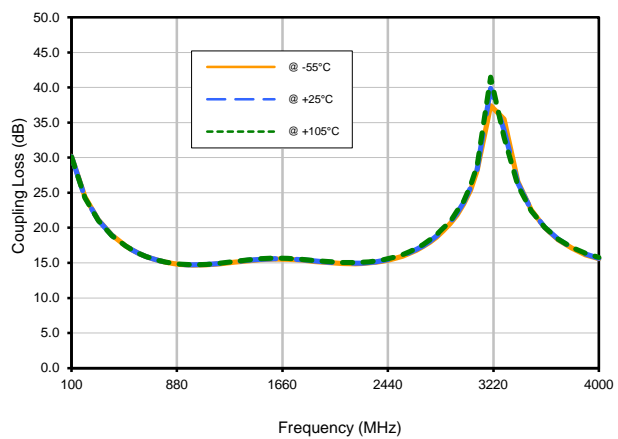
### Directivity vs. TEMPERATURE



### Coupling Loss In-Fwd vs. TEMPERATURE



### Coupling Loss Rev - Out vs. TEMPERATURE



#### Notes

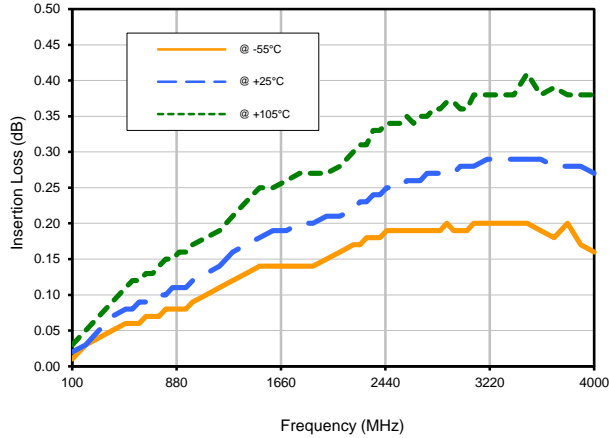
- A. Performance and quality attributes and conditions not expressly stated in this specification document are intended to be excluded and do not form a part of this specification document.
- B. Electrical specifications and performance data contained in this specification document are based on Mini-Circuits' applicable established test performance criteria and measurement instructions.
- C. The parts covered by this specification document are subject to Mini-Circuits' standard limited warranty and terms and conditions (collectively, "Standard Terms"); Purchasers of this part are entitled to the rights and benefits contained therein. For a full statement of the Standard Terms and the exclusive rights and remedies thereunder, please visit Mini-Circuits' website at [www.minicircuits.com/MCLStore/terms.jsp](http://www.minicircuits.com/MCLStore/terms.jsp)

# Bi-Directional Coupler

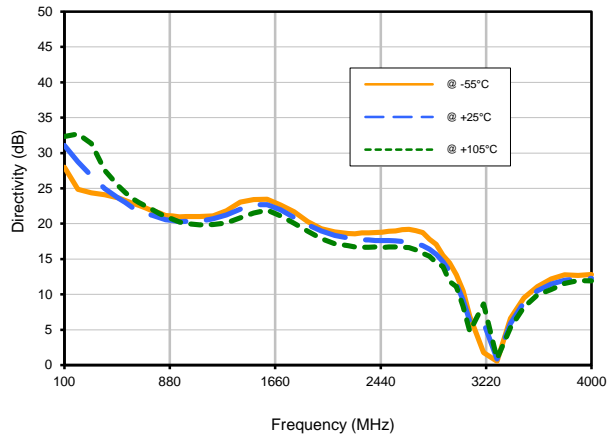
# BDCH-15-272

## Typical Performance Curves (In port at pad 4)

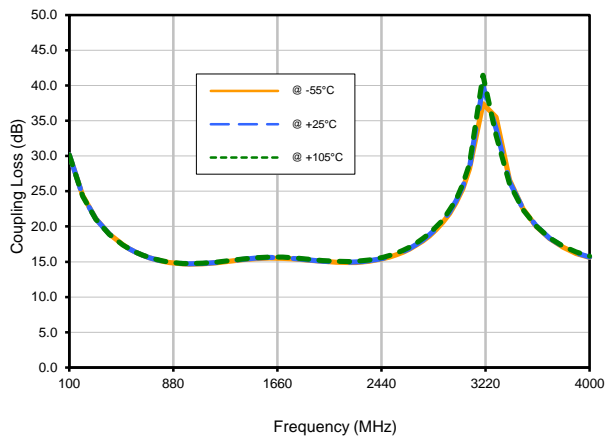
### Insertion Loss vs. TEMPERATURE



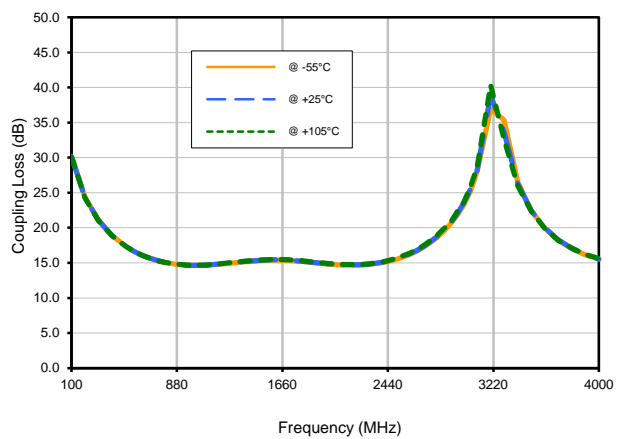
### Directivity vs. TEMPERATURE



### Coupling Loss In-Fwd vs. TEMPERATURE



### Coupling Loss Rev - Out vs. TEMPERATURE

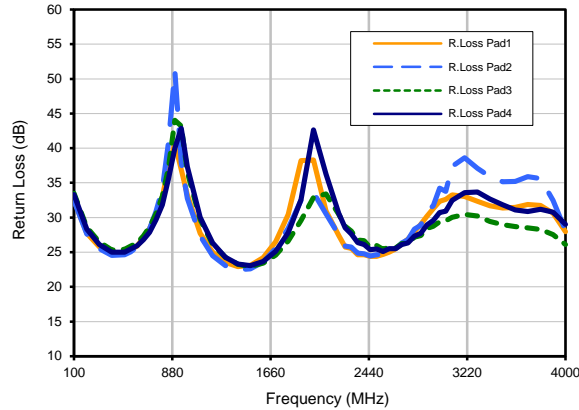


#### Notes

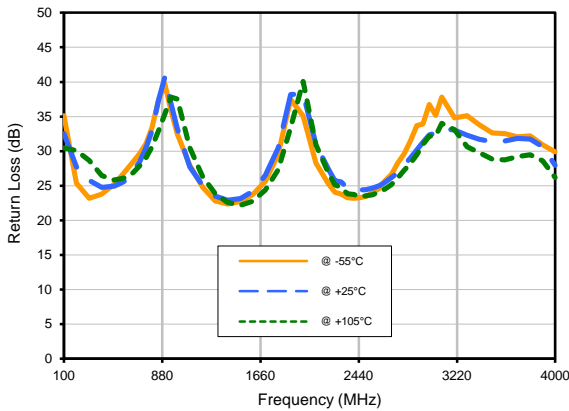
- A. Performance and quality attributes and conditions not expressly stated in this specification document are intended to be excluded and do not form a part of this specification document.
- B. Electrical specifications and performance data contained in this specification document are based on Mini-Circuits' applicable established test performance criteria and measurement instructions.
- C. The parts covered by this specification document are subject to Mini-Circuits' standard limited warranty and terms and conditions (collectively, "Standard Terms"); Purchasers of this part are entitled to the rights and benefits contained therein. For a full statement of the Standard Terms and the exclusive rights and remedies thereunder, please visit Mini-Circuits' website at [www.minicircuits.com/MCLStore/terms.jsp](http://www.minicircuits.com/MCLStore/terms.jsp)

## Typical Performance Curves (Return Loss)

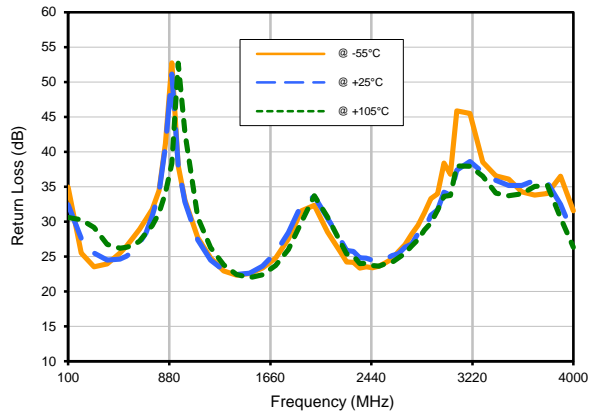
### Return Loss @ 25°C



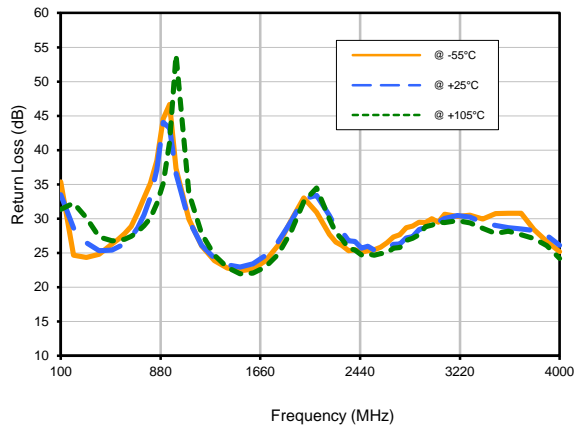
### Return Loss Pad1 vs. TEMPERATURE



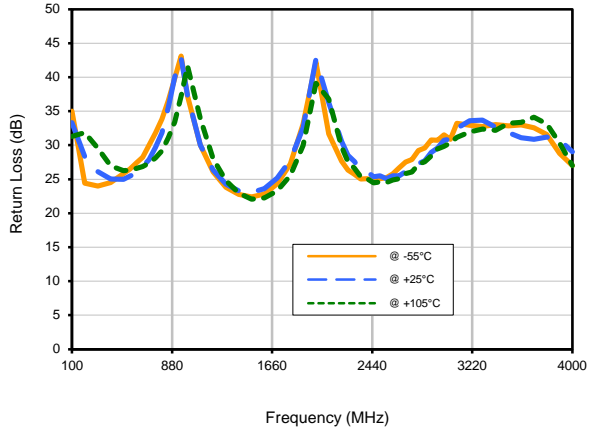
### Return Loss Pad2 vs. TEMPERATURE



### Return Loss Pad3 vs. TEMPERATURE



### Return Loss Pad4 vs. TEMPERATURE



#### Notes

- A. Performance and quality attributes and conditions not expressly stated in this specification document are intended to be excluded and do not form a part of this specification document.
- B. Electrical specifications and performance data contained in this specification document are based on Mini-Circuits' applicable established test performance criteria and measurement instructions.
- C. The parts covered by this specification document are subject to Mini-Circuits' standard limited warranty and terms and conditions (collectively, "Standard Terms"); Purchasers of this part are entitled to the rights and benefits contained therein. For a full statement of the Standard Terms and the exclusive rights and remedies thereunder, please visit Mini-Circuits' website at [www.minicircuits.com/MCLStore/terms.jsp](http://www.minicircuits.com/MCLStore/terms.jsp)

