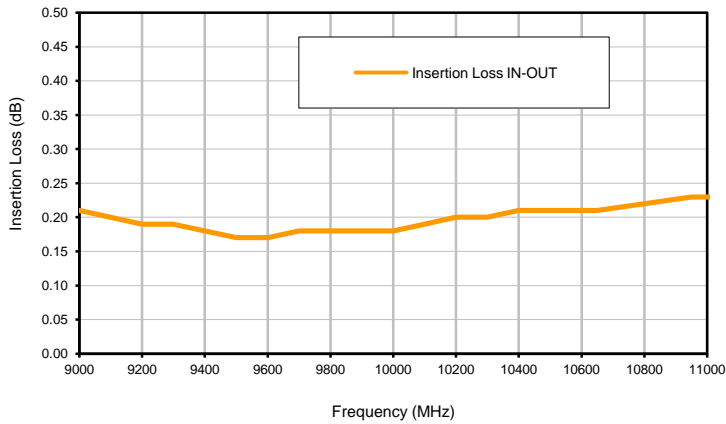


Bi-Directional Coupler

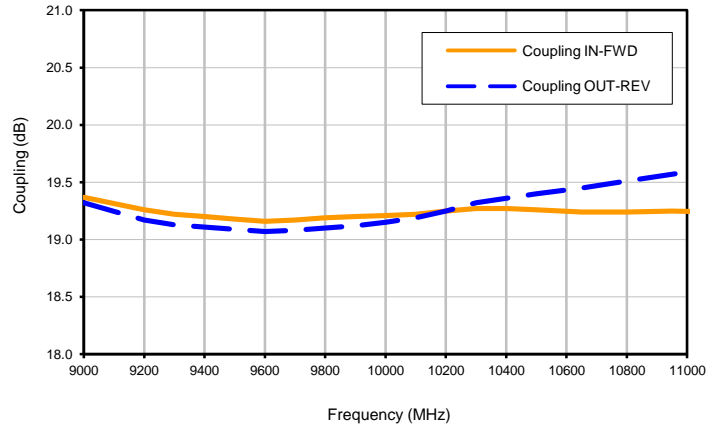
Typical Performance Curves

CPL-20-14+

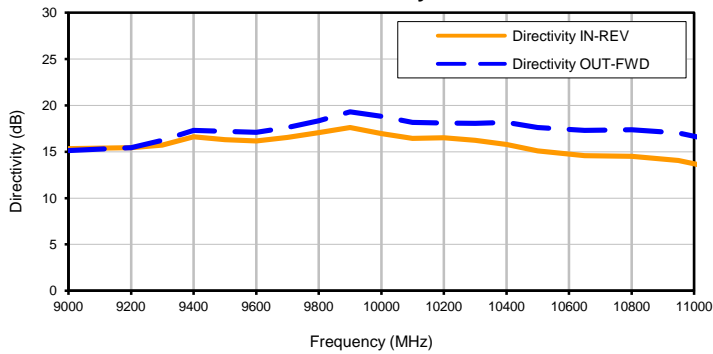
Insertion Loss



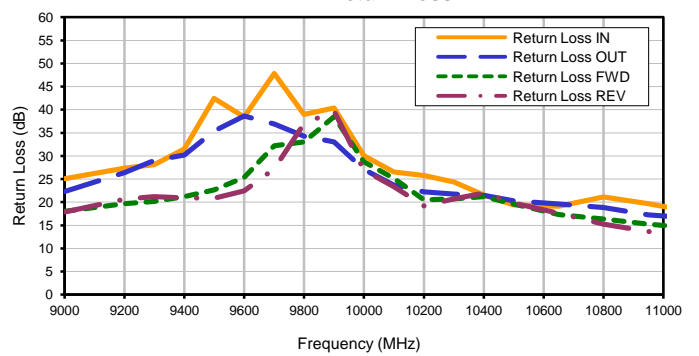
Coupling



Directivity



Return Loss



P.O. Box 350166, Brooklyn, New York 11235-0003 (718) 934-4500 • Fax (718) 332-4661 For detailed performance specs & shopping online see Mini-Circuits web site
 The Design Engineers Search Engine Provides ACTUAL Data Instantly From MINI-CIRCUITS At: www.minicircuits.com



IF/RF MICROWAVE COMPONENTS

REV. OR
 CPL-20-14+
 9/11/2014
 Page 1 of 1