

Not recommended for new designs.

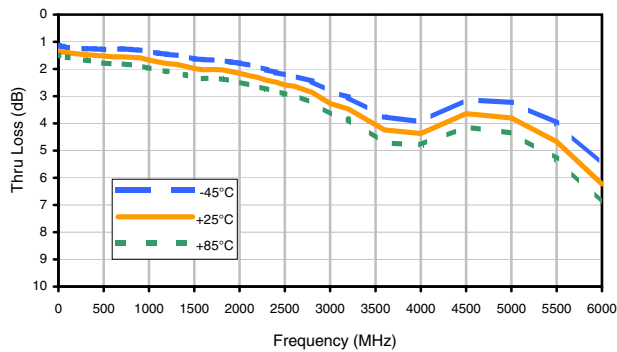
Recommended replacement part: DAT-15R5A-PN+

Digital Step Attenuator

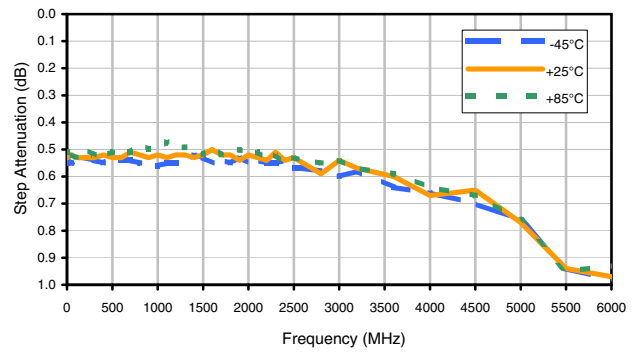
DAT-15R5-PN+

Typical Performance Curves

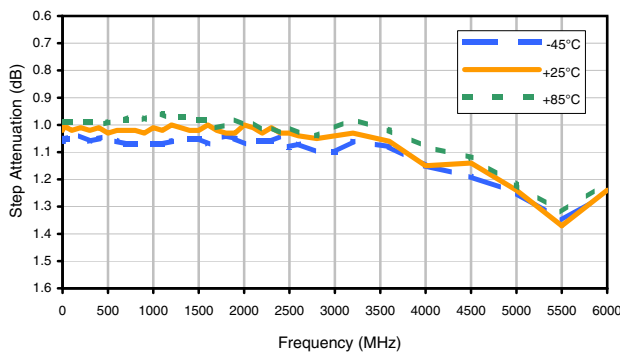
Thru Loss



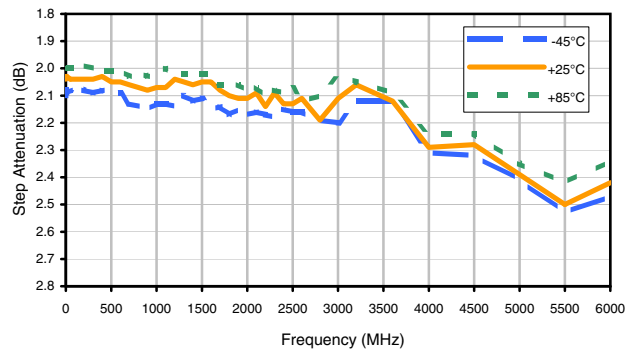
Step Attenuation (0.5dB)



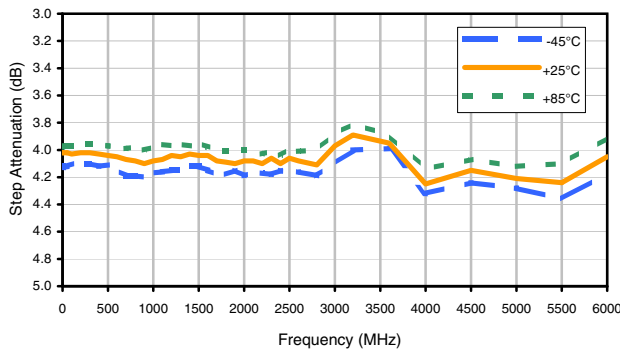
Step Attenuation (1dB)



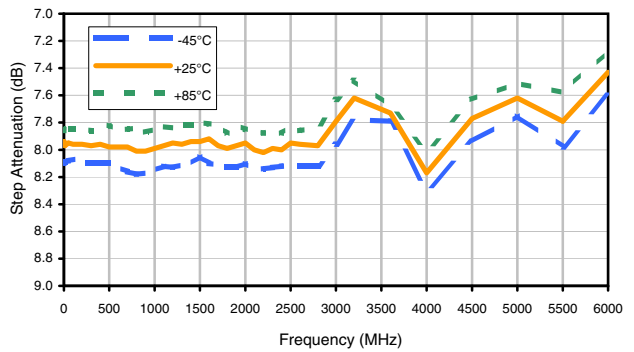
Step Attenuation (2dB)



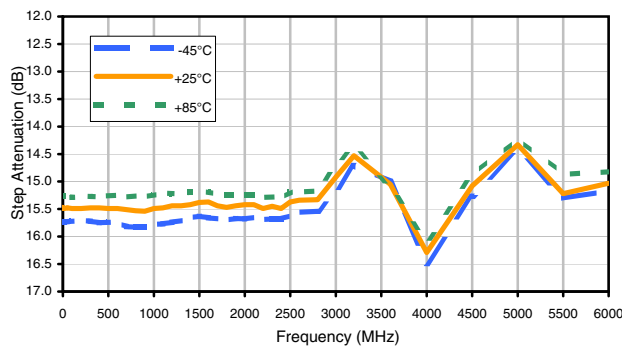
Step Attenuation (4dB)



Step Attenuation (8dB)



Step Attenuation (15.5dB)



ISO 9001 ISO 14001 AS 9100 CERTIFIED

P.O. Box 350166, Brooklyn, New York 11235-0003 (718) 934-4500 Fax (718) 332-4661 The Design Engineers Search Engine Provides ACTUAL Data Instantly at minicircuits.com

IF/RF MICROWAVE COMPONENTS

For detailed performance specs & shopping online see web site

Notes: 1. Performance and quality attributes and conditions not expressly stated in this specification sheet are intended to be excluded and do not form a part of this specification sheet. 2. Electrical specifications and performance data contained herein are based on Mini-Circuits' applicable established test performance criteria and measurement instructions. 3. The parts covered by this specification sheet are subject to Mini-Circuits' standard limited warranty and terms and conditions (collectively, "Standard Terms"); Purchasers of this part are entitled to the rights and benefits contained therein. For a full statement of the Standard Terms and the exclusive rights and remedies thereunder, please visit Mini-Circuits' website at www.minicircuits.com/MCLStore/terms.jsp.

REV. OR
DAT-15R5-PN+

110525

Page 1 of 3

Not recommended for new designs.

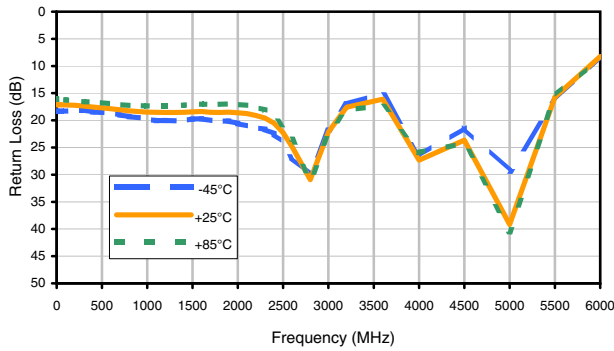
Recommended replacement part: DAT-15R5A-PN+

Digital Step Attenuator

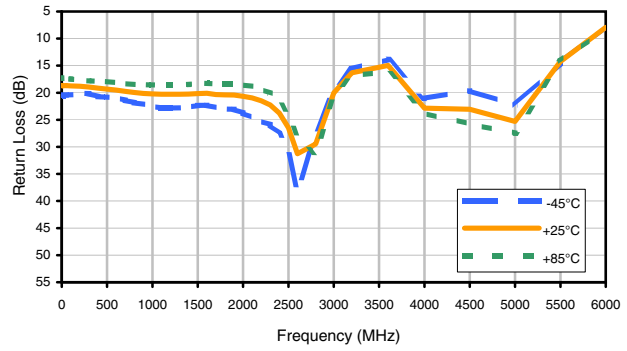
DAT-15R5-PN+

Typical Performance Curves

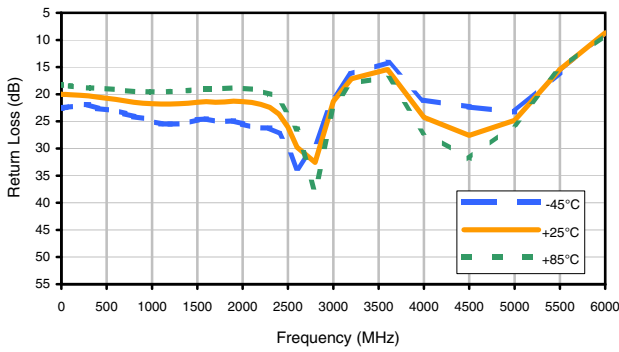
Input Return Loss (0 dB)



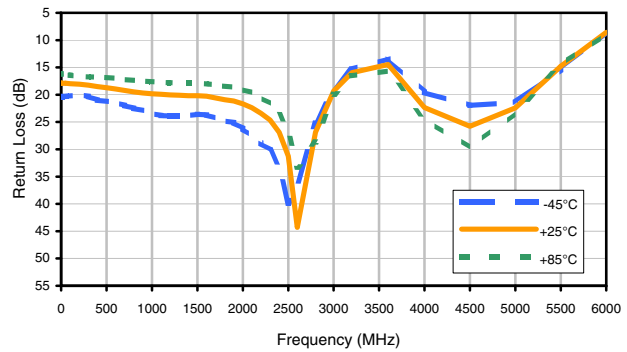
Input Return Loss (0.5dB)



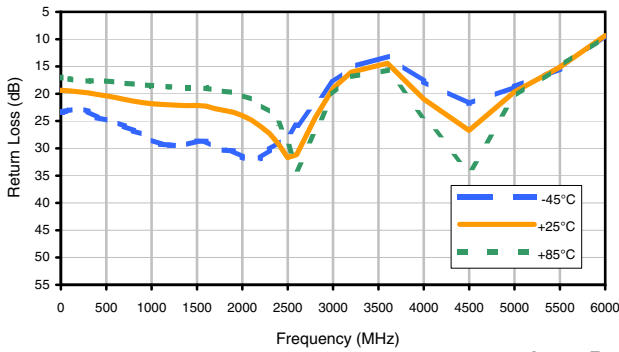
Input Return Loss (1dB)



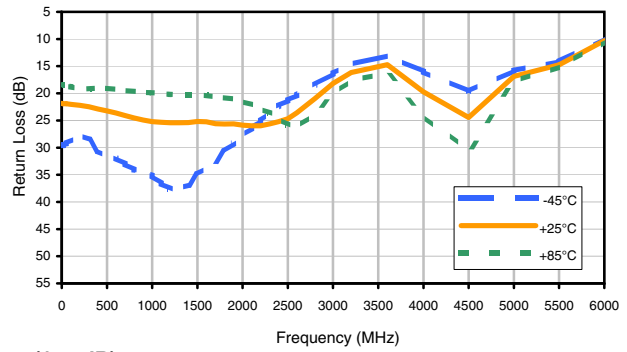
Input Return Loss (2dB)



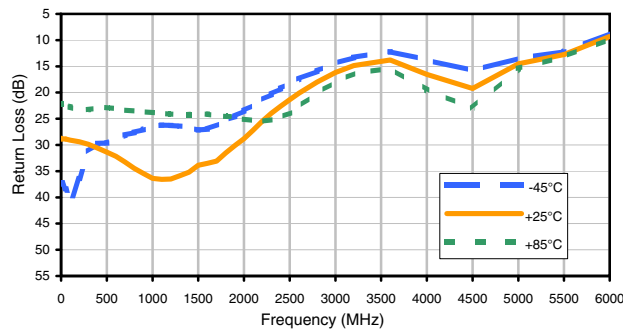
Input Return Loss (4dB)



Input Return Loss (8dB)



Input Return Loss (15.5dB)



P.O. Box 350166, Brooklyn, New York 11235-0003 (718) 934-4500 Fax (718) 332-4661 The Design Engineers Search Engine Provides ACTUAL Data Instantly at minicircuits.com

For detailed performance specs & shopping online see web site

Notes: 1. Performance and quality attributes and conditions not expressly stated in this specification sheet are intended to be excluded and do not form a part of this specification sheet. 2. Electrical specifications and performance data contained herein are based on Mini-Circuits' applicable established test performance criteria and measurement instructions. 3. The parts covered by this specification sheet are subject to Mini-Circuits standard limited warranty and terms and conditions (collectively, "Standard Terms"); Purchasers of this part are entitled to the rights and benefits contained therein. For a full statement of the Standard Terms and the exclusive rights and remedies thereunder, please visit Mini-Circuits' website at www.minicircuits.com/MCLStore/terms.jsp.

REV. OR
DAT-15R5-PN+
110525
Page 2 of 3

Not recommended for new designs.

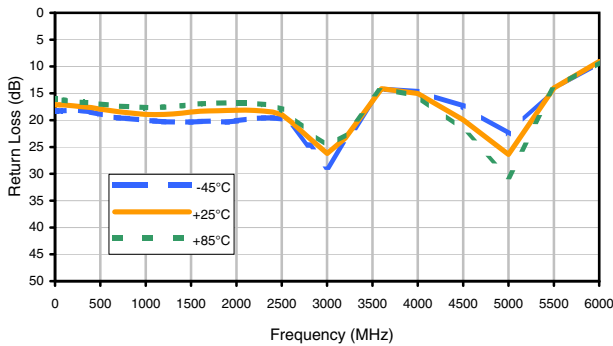
Recommended replacement part: DAT-15R5A-PN+

Digital Step Attenuator

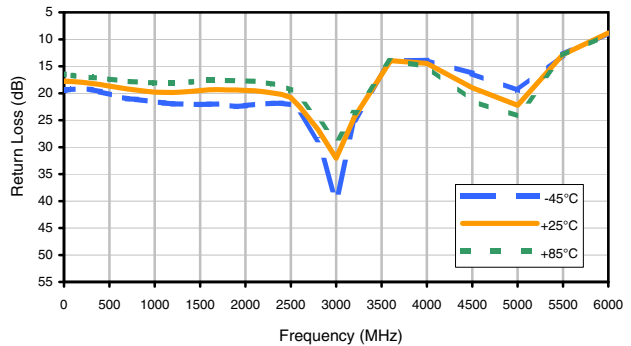
DAT-15R5-PN+

Typical Performance Curves

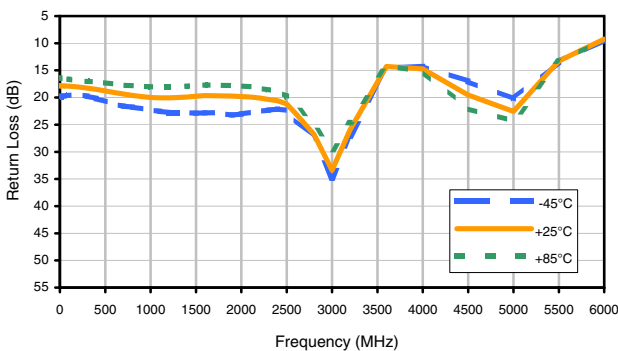
Output Return Loss (0 dB)



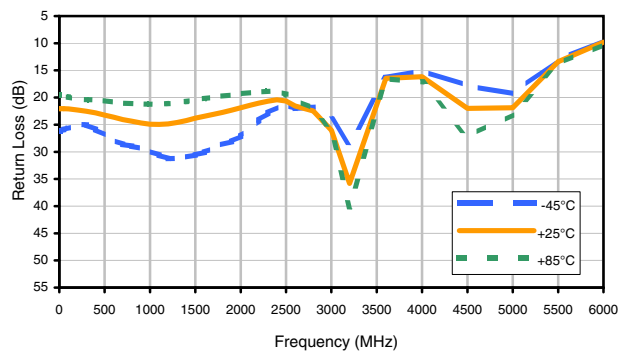
Output Return Loss (0.5dB)



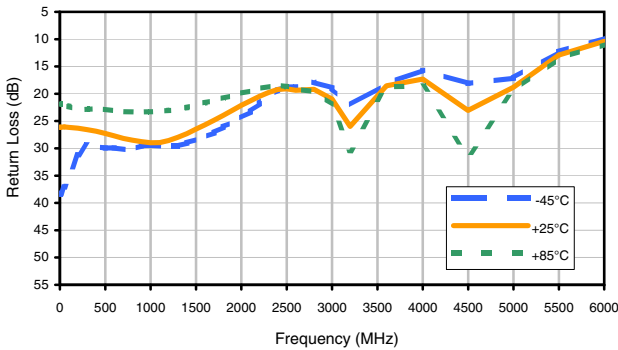
Output Return Loss (1dB)



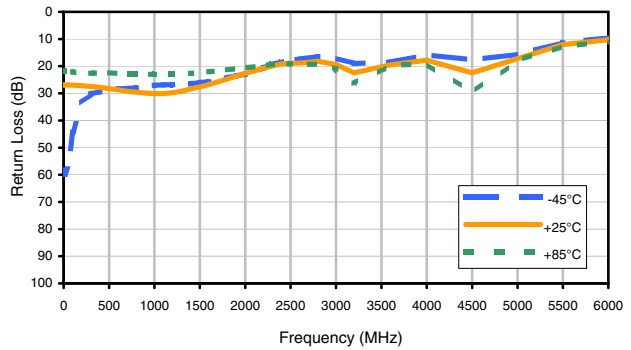
Output Return Loss (2dB)



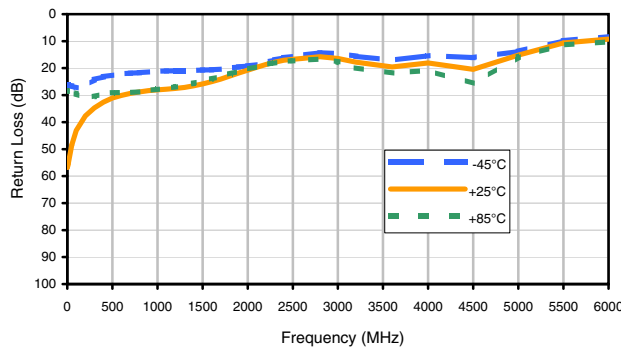
Output Return Loss (4dB)



Output Return Loss (8dB)



Output Return Loss (15.5dB)



For detailed performance specs & shopping online see web site

P.O. Box 350166, Brooklyn, New York 11235-0003 (718) 934-4500 Fax (718) 332-4661 The Design Engineers Search Engine Provides ACTUAL Data Instantly at minicircuits.com

Notes: 1. Performance and quality attributes and conditions not expressly stated in this specification sheet are intended to be excluded and do not form a part of this specification sheet. 2. Electrical specifications and performance data contained herein are based on Mini-Circuits' applicable established test performance criteria and measurement instructions. 3. The parts covered by this specification sheet are subject to Mini-Circuits standard limited warranty and terms and conditions (collectively, "Standard Terms"); Purchasers of this part are entitled to the rights and benefits contained therein. For a full statement of the Standard Terms and the exclusive rights and remedies thereunder, please visit Mini-Circuits' website at www.minicircuits.com/MCLStore/terms.jsp.

REV. OR
DAT-15R5-PN+

110525

Page 3 of 3