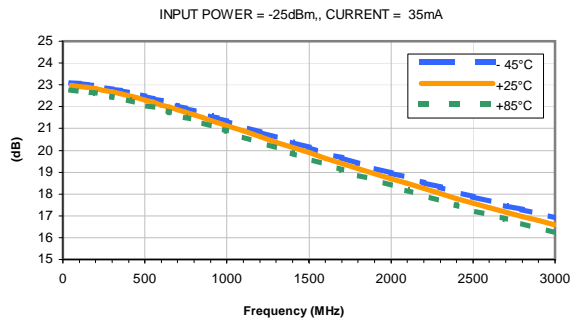
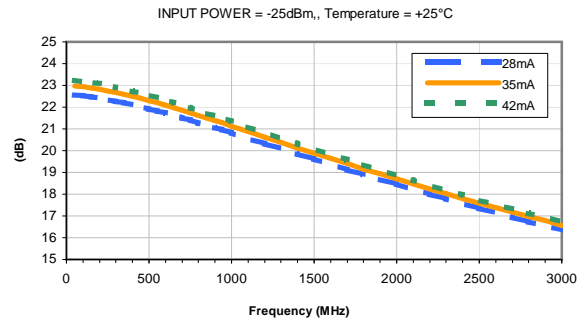


Typical Performance Curves

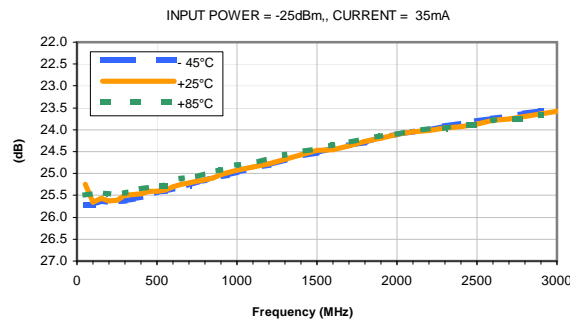
GAIN vs. TEMPERATURE



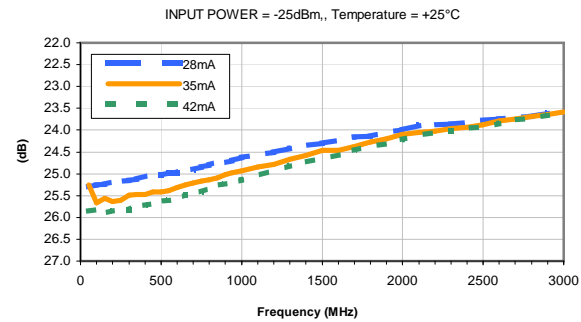
GAIN vs. CURRENT



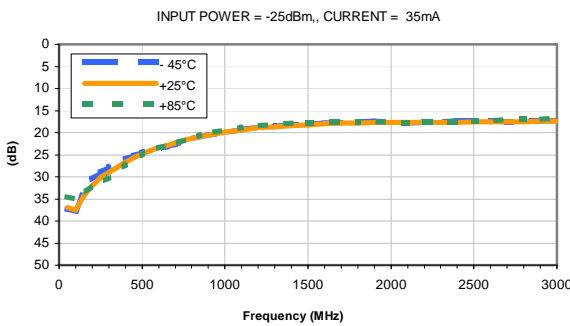
ISOLATION vs. TEMPERATURE



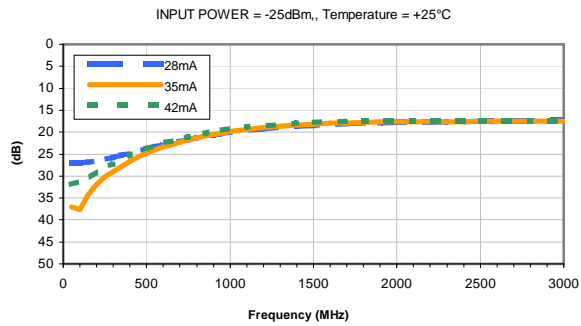
ISOLATION vs. CURRENT



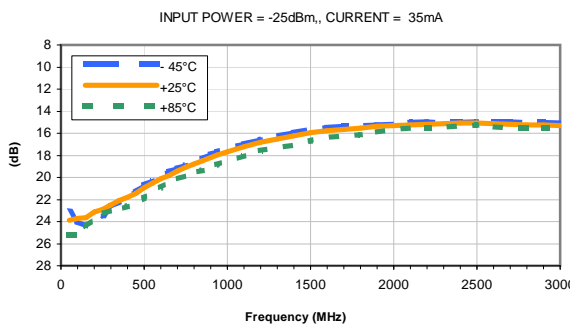
INPUT RETURN LOSS vs. TEMPERATURE



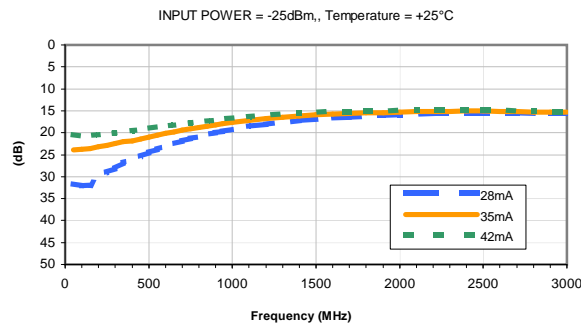
INPUT RETURN LOSS vs. CURRENT



OUTPUT RETURN LOSS vs. TEMPERATURE



OUTPUT RETURN LOSS vs. CURRENT



REV. X1
ERA-3SM+
070816
Page 1 of 2



IF/RF MICROWAVE COMPONENTS • ISO 9001 ISO 14001 AS 9100 CERTIFIED • RoHS compliant
P.O. Box 350166, Brooklyn, New York 11235-0003 (718) 934-4500 Fax (718) 332-4661



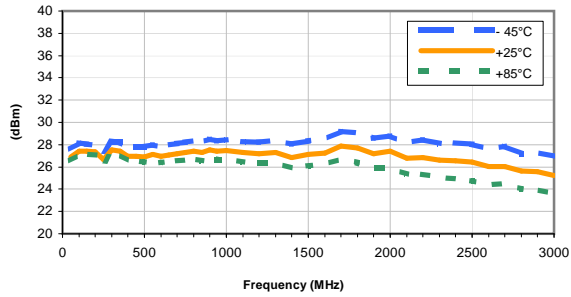
The Design Engineers Search Engine finds the model you need, Instantly • For detailed performance specs & shopping online see



Typical Performance Curves

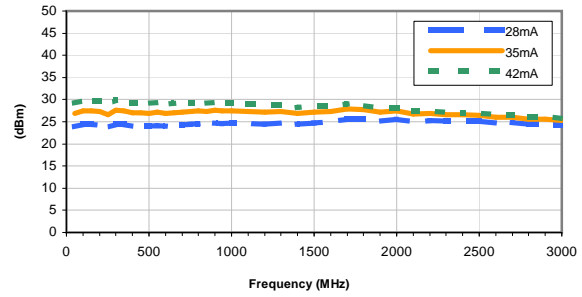
OUTPUT IP3 vs. TEMPERATURE

INPUT POWER = -25dBm, CURRENT = 35mA



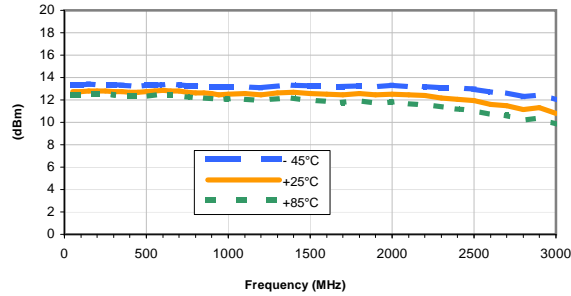
OUTPUT IP3 vs. CURRENT

INPUT POWER = -25dBm, Temperature = +25°C



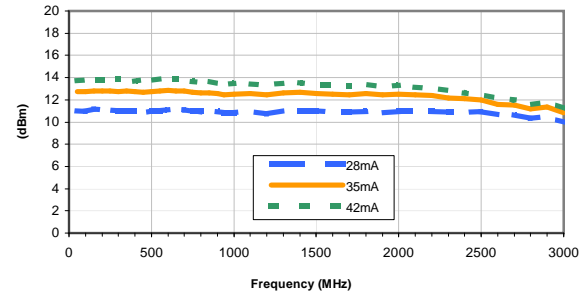
OUTPUT POWER at 1dB Compression vs. TEMPERATURE

CURRENT = 35mA



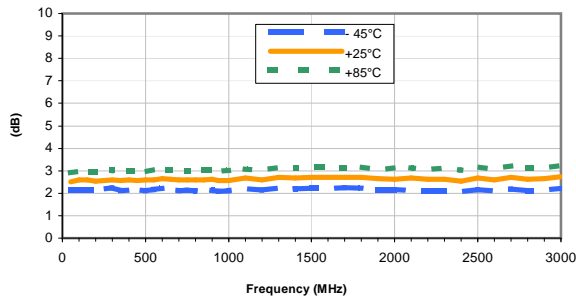
OUTPUT POWER at 1dB Compression vs. CURRENT

Temperature = +25°C



Noise Figure vs. TEMPERATURE

CURRENT = 35mA



Noise Figure vs. CURRENT

Temperature = +25°C

