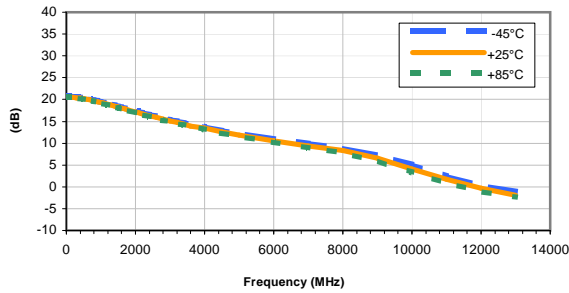


## Typical Performance Curves

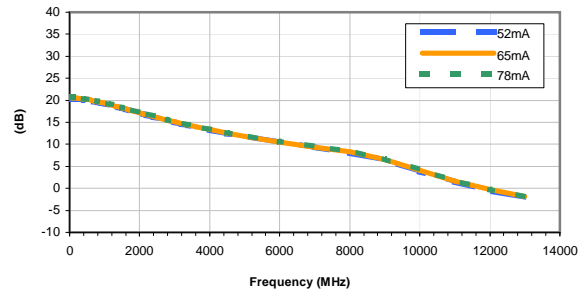
### GAIN vs. TEMPERATURE

INPUT POWER = -20dBm, CURRENT = 65mA



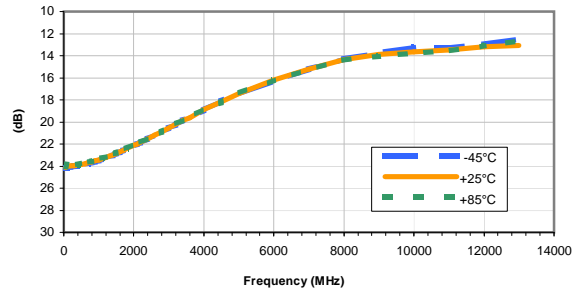
### GAIN vs. CURRENT

INPUT POWER = -20dBm, Temperature = +25°C



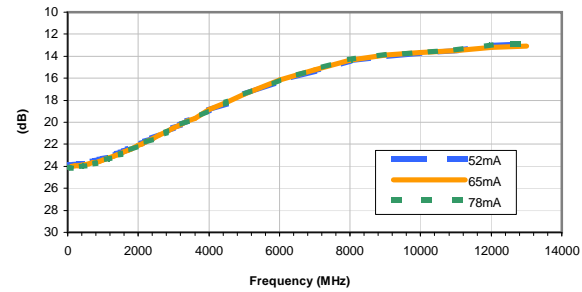
### ISOLATION vs. TEMPERATURE

INPUT POWER = -20dBm, CURRENT = 65mA



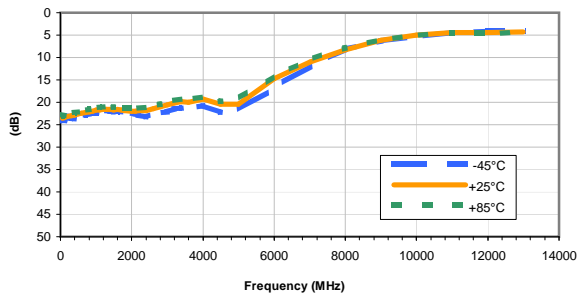
### ISOLATION vs. CURRENT

INPUT POWER = -20dBm, Temperature = +25°C



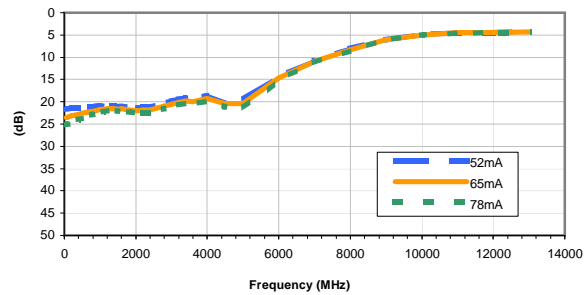
### INPUT RETURN LOSS vs. TEMPERATURE

INPUT POWER = -20dBm, CURRENT = 65mA



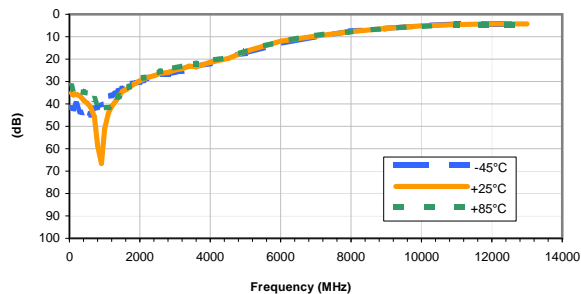
### INPUT RETURN LOSS vs. CURRENT

INPUT POWER = -20dBm, Temperature = +25°C



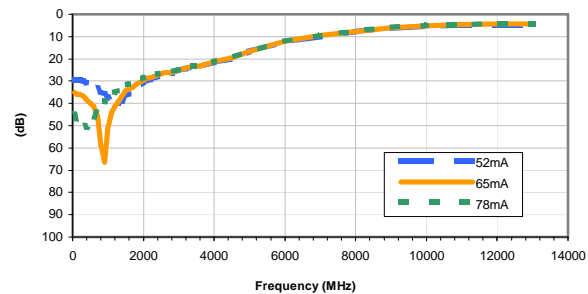
### OUTPUT RETURN LOSS vs. TEMPERATURE

INPUT POWER = -20dBm, CURRENT = 65mA



### OUTPUT RETURN LOSS vs. CURRENT

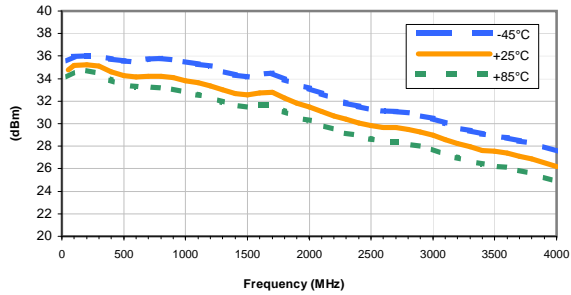
INPUT POWER = -20dBm, Temperature = +25°C



## Typical Performance Curves

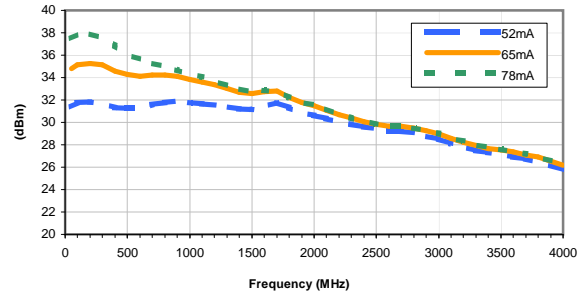
**OUTPUT IP3 vs. TEMPERATURE**

INPUT POWER = -20dBm, CURRENT = 65mA



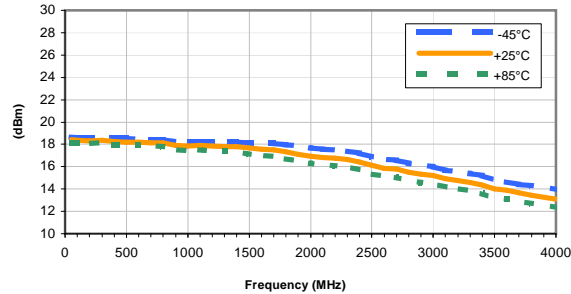
**OUTPUT IP3 vs. CURRENT**

INPUT POWER = -20dBm, Temperature = +25°C



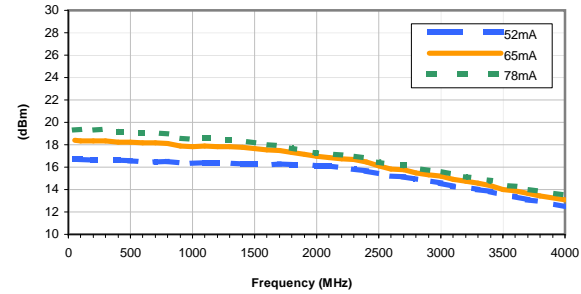
**OUTPUT POWER at 1dB Compression vs. TEMPERATURE**

CURRENT = 65mA



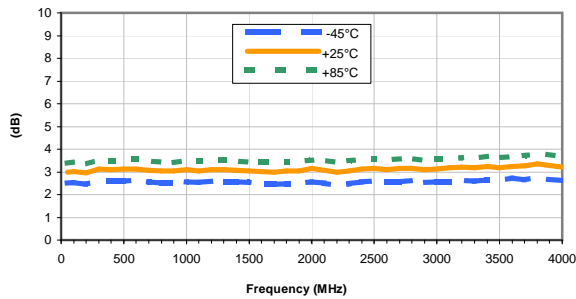
**OUTPUT POWER at 1dB Compression vs. CURRENT**

Temperature = +25°C



**Noise Figure vs. TEMPERATURE**

CURRENT = 65mA



**Noise Figure vs. CURRENT**

Temperature = +25°C

