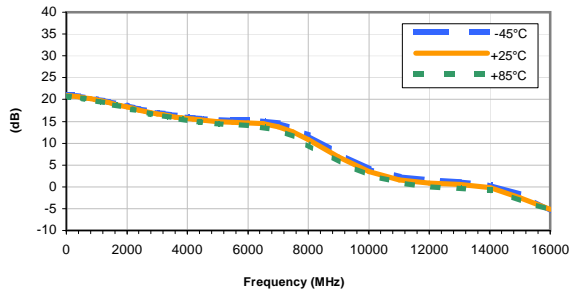


Typical Performance Curves

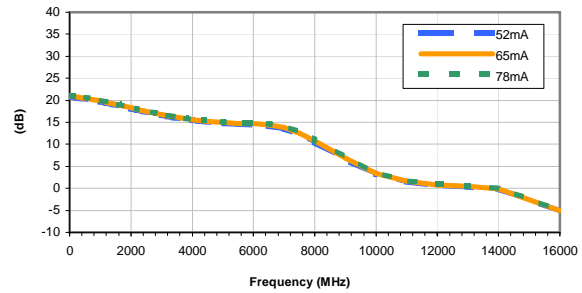
GAIN vs. TEMPERATURE

INPUT POWER = -20dBm, CURRENT = 65mA



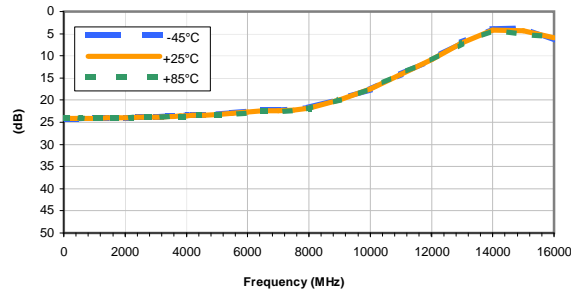
GAIN vs. CURRENT

INPUT POWER = -20dBm, Temperature = +25°C



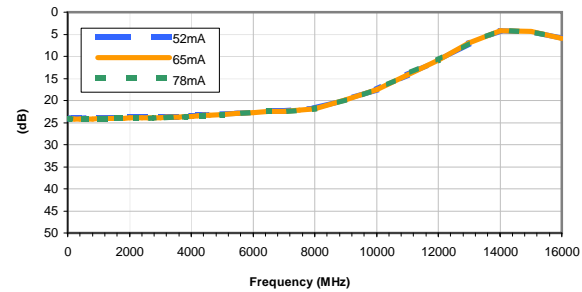
ISOLATION vs. TEMPERATURE

INPUT POWER = -20dBm, CURRENT = 65mA



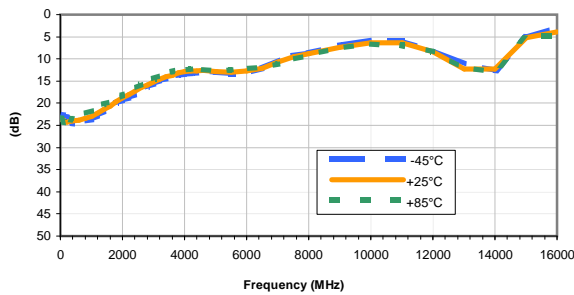
ISOLATION vs. CURRENT

INPUT POWER = -20dBm, Temperature = +25°C



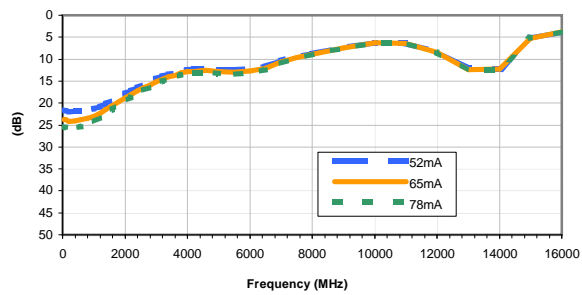
INPUT RETURN LOSS vs. TEMPERATURE

INPUT POWER = -20dBm, CURRENT = 65mA



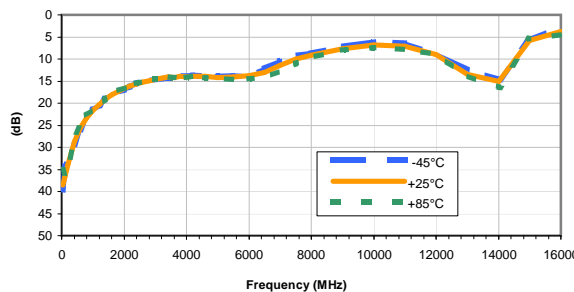
INPUT RETURN LOSS vs. CURRENT

INPUT POWER = -20dBm, Temperature = +25°C



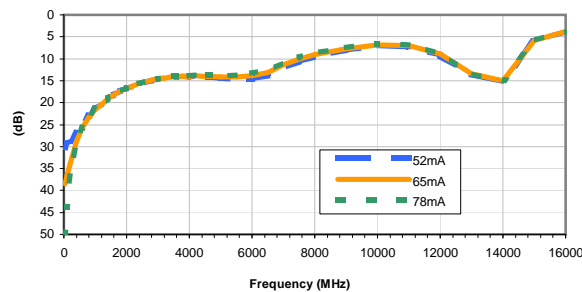
OUTPUT RETURN LOSS vs. TEMPERATURE

INPUT POWER = -20dBm, CURRENT = 65mA



OUTPUT RETURN LOSS vs. CURRENT

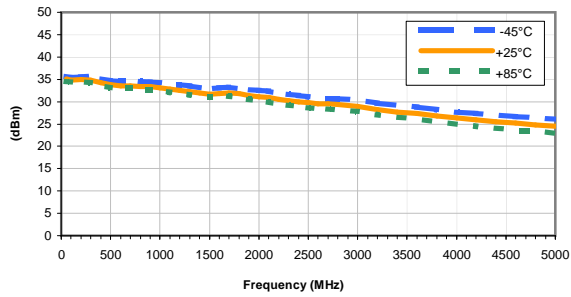
INPUT POWER = -20dBm, Temperature = +25°C



Typical Performance Curves

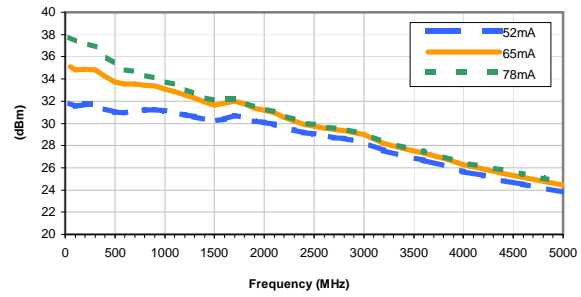
OUTPUT IP3 vs. TEMPERATURE

INPUT POWER = -20dBm, CURRENT = 65mA



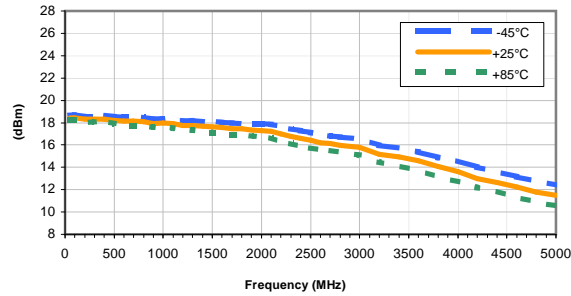
OUTPUT IP3 vs. CURRENT

INPUT POWER = -20dBm, Temperature = +25°C



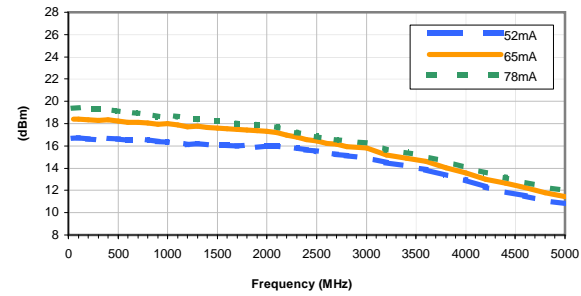
OUTPUT POWER at 1dB Compression vs. TEMPERATURE

CURRENT = 65mA



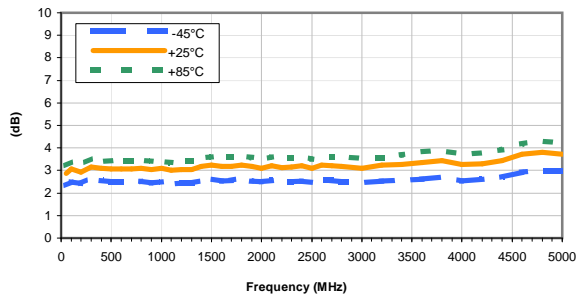
OUTPUT POWER at 1dB Compression vs. CURRENT

Temperature = +25°C



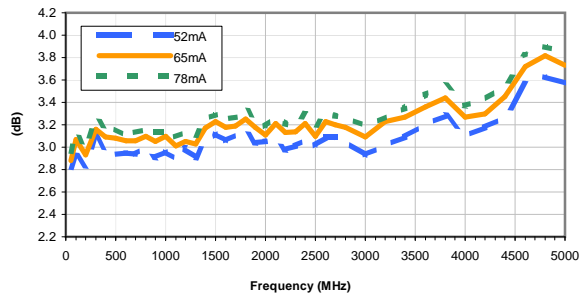
Noise Figure vs. TEMPERATURE

CURRENT = 65mA



Noise Figure vs. CURRENT

Temperature = +25°C



IF/RF MICROWAVE COMPONENTS • ISO 9001 ISO 14001 AS 9100 CERTIFIED RoHS compliant
 P.O. Box 350166, Brooklyn, New York 11235-0003 (718) 934-4500 Fax (718) 332-4661



The Design Engineers Search Engine finds the model you need, Instantly • For detailed performance specs & shopping online see

