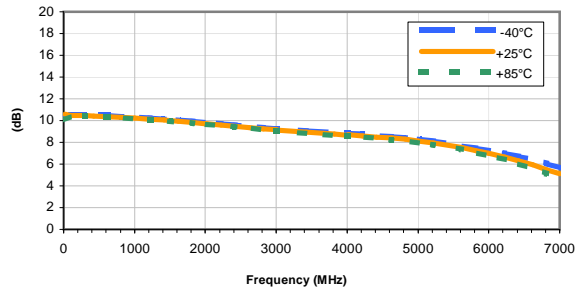


Typical Performance Curves

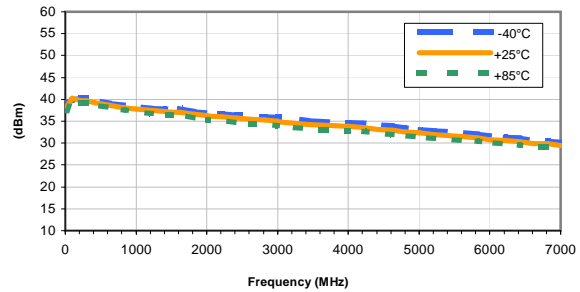
GAIN vs. FREQUENCY & TEMPERATURE

INPUT POWER = -25, VOLTAGE = 5V



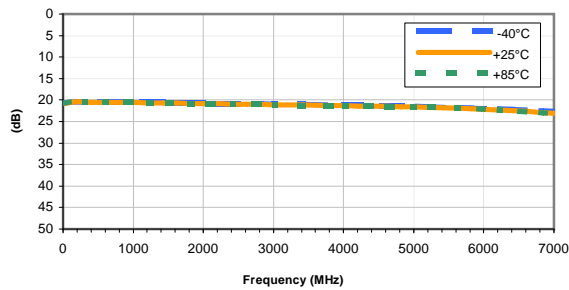
OUTPUT IP3 vs. FREQUENCY & TEMPERATURE

INPUT POWER = -25, VOLTAGE = 5V



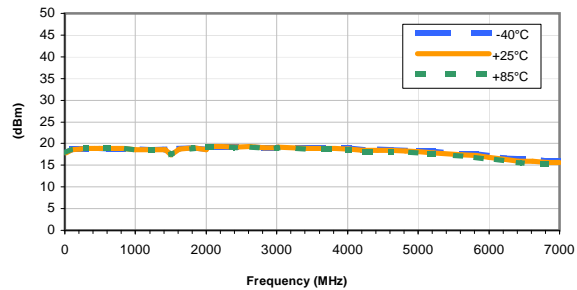
ISOLATION vs. FREQUENCY & TEMPERATURE

INPUT POWER = -25, VOLTAGE = 5V



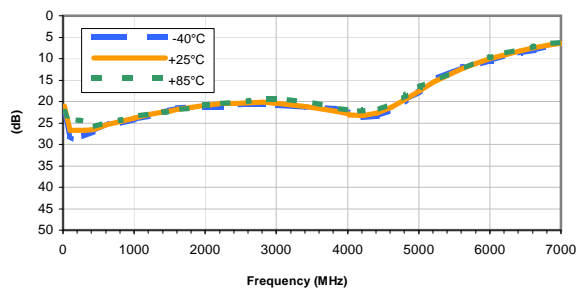
OUTPUT POWER at 1dB COMPRESSION vs. FREQUENCY & TEMPERATURE

VOLTAGE = 5V



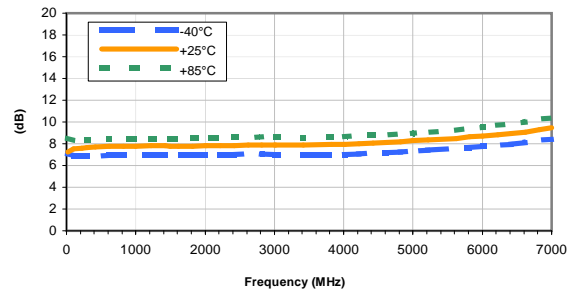
INPUT RETURN LOSS vs. FREQUENCY & TEMPERATURE

INPUT POWER = -25, VOLTAGE = 5V



NOISE FIGURE vs. FREQUENCY & TEMPERATURE

VOLTAGE = 5V



OUTPUT RETURN LOSS vs. FREQUENCY & TEMPERATURE

INPUT POWER = -25, VOLTAGE = 5V

