

Typical Performance Data

**NOTE: Use PDF Bookmarks to view DATA at required conditions
or to view GRAPHS.**

Definitions:

Input Return Loss = -S11 (dB)

Gain(Power Gain) = S21 (dB)

Reverse Isolation = -S12 (dB)

Output Return Loss = -S22 (dB)

TEST CONDITIONS: Icc = 65mA, Vd = 4.80V @Temperature = +25degC

FREQ	Gain	Isolation	Input Return Loss	Output Return Loss	Stability		FREQ	IP3 Output	1dB Comp. Output	Noise Figure
(MHz)	(dB)	(dB)	(dB)	(dB)	K	Delta	(MHz)	(dBm)	(dBm)	(dB)
50	20.94	24.36	21.33	31.51	1.07	0.68	50	35.45	18.47	2.82
100	20.93	24.29	22.03	30.80	1.07	0.68	100	34.78	18.48	3.04
200	20.87	24.31	21.85	29.40	1.08	0.67	200	35.02	18.48	2.89
400	20.75	24.26	21.71	25.81	1.08	0.67	300	34.50	18.35	3.15
600	20.62	24.19	21.15	23.14	1.07	0.66	400	34.17	18.51	3.06
800	20.45	24.11	20.53	21.04	1.07	0.65	500	33.76	18.34	3.06
1000	20.24	24.02	19.90	19.37	1.07	0.64	600	33.52	18.23	3.06
1200	20.01	23.90	19.33	18.01	1.07	0.63	700	33.62	18.26	2.98
1400	19.78	23.78	18.58	16.88	1.06	0.62	800	33.65	18.24	3.09
1600	19.52	23.66	17.99	15.92	1.06	0.60	900	33.45	18.07	2.98
1800	19.24	23.55	17.28	15.09	1.06	0.59	1000	33.14	18.12	3.06
2000	18.95	23.39	16.62	14.41	1.06	0.57	1100	32.86	17.98	2.93
2200	18.64	23.25	16.02	13.83	1.06	0.56	1200	32.59	17.81	3.12
2400	18.32	23.08	15.43	13.41	1.06	0.54	1300	32.23	17.80	3.00
2600	18.00	22.91	14.88	13.03	1.06	0.53	1400	31.85	17.75	3.13
2800	17.68	22.73	14.33	12.73	1.05	0.52	1500	31.83	17.63	3.14
3000	17.36	22.57	13.83	12.44	1.05	0.50	1600	32.04	17.59	3.12
3200	17.03	22.41	13.35	12.25	1.06	0.49	1700	32.10	17.52	3.01
3400	16.71	22.21	12.97	12.08	1.06	0.48	1800	31.59	17.39	3.14
3600	16.37	22.07	12.60	12.00	1.06	0.47	1900	31.10	17.30	3.06
3800	16.04	21.89	12.34	11.97	1.07	0.46	2000	30.85	17.21	2.98
4000	15.71	21.75	12.02	11.97	1.08	0.45	2100	30.56	17.03	3.11
4200	15.38	21.57	11.80	11.88	1.09	0.45	2200	30.24	16.82	3.03
4400	15.06	21.39	11.54	11.78	1.10	0.44	2300	29.89	16.61	3.04
4600	14.74	21.23	11.35	11.66	1.11	0.43	2400	29.54	16.41	3.14
4800	14.42	21.11	11.18	11.56	1.12	0.43	2500	29.06	16.18	3.01
5000	14.11	20.97	11.00	11.42	1.13	0.42	2600	28.86	16.05	3.12
5200	13.78	20.81	10.84	11.20	1.14	0.42	2700	28.69	15.90	3.18
5400	13.49	20.69	10.64	11.03	1.15	0.41	2800	28.48	15.70	3.04
5600	13.17	20.54	10.49	10.78	1.16	0.41	3000	28.00	15.31	2.96
6000	12.61	20.29	10.17	10.26	1.17	0.40	3200	27.32	14.77	3.01
6500	11.95	19.94	9.75	9.71	1.19	0.40	3400	26.92	14.37	3.15
7000	11.29	19.64	9.33	9.15	1.20	0.40	3600	26.49	13.94	3.16
7500	10.58	19.37	8.75	8.47	1.22	0.40	3800	26.18	13.47	3.17
8000	9.81	19.19	8.20	7.94	1.25	0.40	4000	25.67	12.91	3.05
9000	8.02	18.92	7.05	6.99	1.34	0.40	4200	25.15	12.47	3.18
10000	5.99	18.90	5.82	5.89	1.45	0.42	4400	24.85	12.22	3.29
11000	3.65	18.98	4.72	4.90	1.58	0.45	4600	24.58	11.79	3.58
12000	1.16	19.17	3.69	4.12	1.65	0.48	4800	24.30	11.40	3.56
13000	-1.16	19.73	2.95	3.50	1.70	0.51	5000	23.92	11.07	3.61

REV. X1
LEE-59+
120124



IF/RF MICROWAVE COMPONENTS • ISO 9001 ISO 14001 AS 9100 CERTIFIED • RoHS compliant

P.O. Box 350166, Brooklyn, New York 11235-0003 (718) 934-4500 Fax (718) 332-4661



The Design Engineers Search Engine finds the model you need, Instantly • For detailed performance specs & shopping online see



Typical Performance Data

Definitions:

Input Return Loss = -S11 (dB)

Gain(Power Gain) = S21 (dB)

Reverse Isolation = -S12 (dB)

Output Return Loss = -S22 (dB)

TEST CONDITIONS: Icc = 52mA, Vd = 4.72V @Temperature = +25degC

FREQ	Gain	Isolation	Input Return Loss	Output Return Loss	Stability		FREQ	IP3 Output	1dB Comp. Output	Noise Figure
					K	Delta				
(MHz)	(dB)	(dB)	(dB)	(dB)	K	Delta	(MHz)	(dBm)	(dBm)	(dB)
50	20.73	24.31	19.95	26.99	1.08	0.67	50	32.22	16.79	2.73
100	20.73	24.20	20.41	26.58	1.08	0.68	100	31.61	16.86	2.97
200	20.68	24.12	20.30	26.10	1.07	0.68	200	31.87	16.80	2.84
400	20.56	24.07	20.19	24.20	1.08	0.67	300	31.50	16.71	3.01
600	20.43	23.99	19.86	22.33	1.07	0.66	400	31.31	16.89	2.99
800	20.26	23.93	19.30	20.68	1.07	0.65	500	31.15	16.82	2.93
1000	20.07	23.85	18.88	19.20	1.07	0.64	600	31.03	16.66	2.98
1200	19.84	23.75	18.37	17.98	1.07	0.63	700	31.28	16.73	2.90
1400	19.61	23.61	17.72	16.91	1.06	0.61	800	31.46	16.72	3.01
1600	19.35	23.50	17.24	16.03	1.06	0.60	900	31.42	16.61	2.88
1800	19.08	23.34	16.65	15.21	1.06	0.59	1000	31.22	16.60	2.99
2000	18.80	23.22	16.04	14.55	1.05	0.57	1100	31.03	16.40	2.87
2200	18.48	23.06	15.47	13.98	1.05	0.56	1200	30.85	16.13	3.03
2400	18.17	22.89	14.92	13.59	1.05	0.54	1300	30.66	16.25	2.90
2600	17.85	22.74	14.42	13.21	1.05	0.53	1400	30.34	16.21	3.06
2800	17.52	22.58	13.87	12.92	1.05	0.51	1500	30.51	16.14	3.06
3000	17.20	22.42	13.42	12.66	1.05	0.50	1600	30.73	16.07	3.04
3200	16.89	22.24	12.95	12.48	1.05	0.49	1700	31.06	16.12	2.91
3400	16.54	22.07	12.57	12.32	1.05	0.48	1800	30.66	16.06	3.06
3600	16.22	21.91	12.23	12.27	1.06	0.47	1900	30.18	16.10	2.99
3800	15.88	21.75	11.98	12.24	1.07	0.46	2000	30.00	16.13	2.88
4000	15.55	21.60	11.69	12.30	1.08	0.45	2100	29.72	16.02	3.02
4200	15.22	21.41	11.47	12.21	1.09	0.44	2200	29.47	15.91	2.92
4400	14.89	21.25	11.22	12.12	1.09	0.43	2300	29.18	15.81	2.98
4600	14.58	21.13	11.05	12.05	1.11	0.43	2400	28.88	15.68	3.08
4800	14.24	21.00	10.89	11.96	1.12	0.42	2500	28.35	15.46	2.93
5000	13.94	20.84	10.72	11.82	1.13	0.42	2600	28.23	15.30	3.01
5200	13.60	20.71	10.59	11.62	1.15	0.41	2700	28.07	15.14	3.08
5400	13.31	20.61	10.41	11.47	1.16	0.40	2800	27.89	14.93	2.92
5600	12.98	20.47	10.25	11.20	1.17	0.40	3000	27.43	14.58	2.90
6000	12.42	20.24	9.97	10.68	1.19	0.39	3200	26.76	14.10	2.88
6500	11.76	19.92	9.57	10.15	1.20	0.39	3400	26.34	13.67	3.05
7000	11.08	19.61	9.17	9.57	1.23	0.39	3600	25.94	13.28	3.04
7500	10.37	19.36	8.64	8.91	1.24	0.39	3800	25.62	12.79	3.05
8000	9.59	19.18	8.10	8.37	1.28	0.39	4000	25.12	12.31	2.90
9000	7.80	18.96	7.00	7.40	1.39	0.39	4200	24.62	11.84	3.06
10000	5.79	18.94	5.80	6.24	1.51	0.40	4400	24.28	11.61	3.20
11000	3.48	19.05	4.72	5.19	1.64	0.43	4600	24.02	11.16	3.43
12000	1.01	19.21	3.68	4.33	1.71	0.47	4800	23.77	10.78	3.39
13000	-1.30	19.78	2.95	3.68	1.77	0.50	5000	23.40	10.45	3.47

REV. X1
LEE-59+
120124



IF/RF MICROWAVE COMPONENTS • ISO 9001 ISO 14001 AS 9100 CERTIFIED • RoHS compliant
P.O. Box 350166, Brooklyn, New York 11235-0003 (718) 934-4500 Fax (718) 332-4661



The Design Engineers Search Engine finds the model you need, Instantly • For detailed performance specs & shopping online see



Typical Performance Data

Definitions:

Input Return Loss = -S11 (dB)

Gain(Power Gain) = S21 (dB)

Reverse Isolation = -S12 (dB)

Output Return Loss = -S22 (dB)

TEST CONDITIONS: Icc = 78mA, Vd = 4.88V @Temperature = +25degC

FREQ	Gain	Isolation	Input Return Loss	Output Return Loss	Stability		FREQ	IP3 Output	1dB Comp. Output	Noise Figure
					K	Delta				
(MHz)	(dB)	(dB)	(dB)	(dB)	K	Delta	(MHz)	(dBm)	(dBm)	(dB)
50	21.06	24.48	22.46	36.54	1.08	0.68	50	38.23	19.44	2.89
100	21.06	24.35	23.33	35.38	1.07	0.69	100	37.61	19.40	3.14
200	20.99	24.44	23.01	31.95	1.08	0.67	200	37.56	19.47	2.97
400	20.87	24.34	22.83	26.57	1.07	0.67	300	36.65	19.28	3.24
600	20.73	24.29	22.14	23.37	1.07	0.66	400	36.07	19.44	3.13
800	20.56	24.20	21.33	21.09	1.07	0.65	500	35.41	19.18	3.13
1000	20.34	24.13	20.63	19.36	1.07	0.64	600	34.91	19.02	3.11
1200	20.13	24.04	19.91	17.95	1.07	0.62	700	34.75	19.08	3.06
1400	19.89	23.89	19.10	16.77	1.07	0.61	800	34.51	19.06	3.15
1600	19.62	23.76	18.45	15.82	1.06	0.60	900	34.11	18.80	3.06
1800	19.35	23.66	17.70	14.96	1.06	0.59	1000	33.72	18.89	3.10
2000	19.05	23.48	17.01	14.28	1.06	0.57	1100	33.43	18.75	3.03
2200	18.75	23.36	16.36	13.70	1.06	0.56	1200	33.08	18.62	3.21
2400	18.42	23.20	15.76	13.28	1.06	0.54	1300	32.65	18.53	3.07
2600	18.10	23.04	15.19	12.87	1.06	0.53	1400	32.31	18.42	3.23
2800	17.78	22.86	14.60	12.57	1.06	0.52	1500	32.11	18.23	3.20
3000	17.45	22.68	14.13	12.28	1.06	0.51	1600	32.27	18.18	3.18
3200	17.13	22.51	13.64	12.08	1.06	0.50	1700	32.05	18.07	3.09
3400	16.81	22.35	13.23	11.89	1.06	0.48	1800	31.60	17.87	3.20
3600	16.48	22.17	12.87	11.81	1.07	0.47	1900	31.16	17.75	3.15
3800	16.16	22.02	12.57	11.75	1.07	0.46	2000	30.92	17.65	3.06
4000	15.82	21.83	12.27	11.74	1.08	0.46	2100	30.63	17.45	3.15
4200	15.50	21.68	12.03	11.65	1.09	0.45	2200	30.33	17.21	3.12
4400	15.18	21.47	11.75	11.53	1.09	0.44	2300	29.97	17.01	3.14
4600	14.86	21.30	11.56	11.40	1.10	0.44	2400	29.61	16.80	3.22
4800	14.54	21.16	11.39	11.28	1.11	0.43	2500	29.14	16.58	3.09
5000	14.25	21.03	11.19	11.13	1.12	0.43	2600	28.93	16.46	3.22
5200	13.91	20.86	11.03	10.90	1.13	0.42	2700	28.76	16.35	3.25
5400	13.62	20.75	10.83	10.75	1.14	0.42	2800	28.53	16.15	3.15
5600	13.31	20.59	10.65	10.49	1.15	0.42	3000	28.07	15.76	3.08
6000	12.75	20.34	10.32	9.94	1.16	0.41	3200	27.46	15.22	3.10
6500	12.11	19.97	9.88	9.39	1.17	0.41	3400	27.06	14.80	3.24
7000	11.45	19.65	9.45	8.82	1.18	0.41	3600	26.63	14.42	3.26
7500	10.74	19.36	8.85	8.16	1.20	0.41	3800	26.32	13.90	3.26
8000	9.98	19.14	8.27	7.61	1.22	0.41	4000	25.83	13.41	3.15
9000	8.19	18.89	7.08	6.70	1.31	0.42	4200	25.37	12.91	3.28
10000	6.15	18.86	5.83	5.64	1.42	0.43	4400	25.05	12.70	3.42
11000	3.80	18.94	4.73	4.70	1.53	0.46	4600	24.79	12.33	3.69
12000	1.29	19.11	3.69	3.94	1.59	0.49	4800	24.49	11.92	3.67
13000	-1.04	19.69	2.95	3.36	1.65	0.52	5000	24.14	11.58	3.72

REV. X1
LEE-59+
120124

Page 3 of 11



IF/RF MICROWAVE COMPONENTS • ISO 9001 ISO 14001 AS 9100 CERTIFIED • RoHS compliant
P.O. Box 350166, Brooklyn, New York 11235-0003 (718) 934-4500 Fax (718) 332-4661



The Design Engineers Search Engine finds the model you need, Instantly • For detailed performance specs & shopping online see



Typical Performance Data

Definitions:

Input Return Loss = -S11 (dB)

Gain(Power Gain) = S21 (dB)

Reverse Isolation = -S12 (dB)

Output Return Loss = -S22 (dB)

TEST CONDITIONS: Icc = 65mA, Vd = 4.97V @Temperature = -45degC

FREQ	Gain	Isolation	Input Return Loss	Output Return Loss	Stability		FREQ	IP3 Output	1dB Comp. Output	Noise Figure
					K	Delta				
(MHz)	(dB)	(dB)	(dB)	(dB)	K	Delta	(MHz)	(dBm)	(dBm)	(dB)
50	21.11	24.35	21.71	32.71	1.07	0.69	50	36.16	18.73	2.30
100	21.09	24.47	21.60	31.34	1.07	0.68	100	35.46	18.77	2.55
200	21.04	24.39	20.90	28.45	1.07	0.68	200	35.70	18.74	2.42
400	20.94	24.36	22.41	27.16	1.07	0.67	300	35.32	18.65	2.63
600	20.82	24.26	21.92	23.53	1.07	0.67	400	35.06	18.85	2.56
800	20.66	24.19	20.88	21.40	1.07	0.66	500	34.80	18.72	2.50
1000	20.46	24.09	20.39	19.54	1.06	0.65	600	34.56	18.59	2.53
1200	20.25	24.00	19.77	18.10	1.06	0.64	700	34.72	18.64	2.45
1400	20.02	23.86	18.78	16.99	1.06	0.63	800	34.79	18.62	2.57
1600	19.77	23.72	18.10	16.09	1.05	0.62	900	34.60	18.49	2.40
1800	19.52	23.57	17.29	15.38	1.05	0.60	1000	34.32	18.50	2.51
2000	19.25	23.43	16.71	14.72	1.05	0.59	1100	34.07	18.36	2.37
2200	18.96	23.28	16.26	13.88	1.05	0.58	1200	33.84	18.18	2.58
2400	18.64	23.11	15.67	13.34	1.04	0.57	1300	33.51	18.22	2.43
2600	18.34	22.95	15.20	12.81	1.04	0.55	1400	33.14	18.19	2.58
2800	18.03	22.81	14.49	12.55	1.04	0.54	1500	33.14	18.10	2.55
3000	17.72	22.59	13.96	12.31	1.04	0.53	1600	33.31	18.08	2.56
3200	17.43	22.42	13.35	12.28	1.03	0.52	1700	33.42	18.05	2.44
3400	17.12	22.23	12.94	12.10	1.03	0.51	1800	33.02	17.98	2.57
3600	16.81	22.05	12.65	11.85	1.04	0.50	1900	32.54	17.96	2.46
3800	16.50	21.92	12.40	11.73	1.04	0.49	2000	32.32	17.93	2.40
4000	16.19	21.70	12.13	11.55	1.04	0.49	2100	32.00	17.77	2.51
4200	15.87	21.56	11.85	11.45	1.05	0.48	2200	31.70	17.61	2.45
4400	15.56	21.41	11.51	11.39	1.06	0.47	2300	31.37	17.42	2.48
4600	15.26	21.24	11.22	11.36	1.06	0.47	2400	31.02	17.21	2.49
4800	14.93	21.11	10.97	11.28	1.08	0.46	2500	30.51	16.99	2.43
5000	14.66	20.92	10.92	11.10	1.08	0.46	2600	30.28	16.86	2.51
5200	14.33	20.79	10.79	10.86	1.09	0.45	2700	30.13	16.74	2.57
5400	14.06	20.66	10.74	10.76	1.10	0.44	2800	29.91	16.54	2.42
5600	13.79	20.48	10.71	10.62	1.11	0.44	3000	29.51	16.18	2.34
6000	13.30	20.14	10.60	10.23	1.11	0.44	3200	28.86	15.64	2.40
6500	12.71	19.79	9.74	9.58	1.11	0.45	3400	28.46	15.23	2.49
7000	12.03	19.48	9.06	8.69	1.12	0.45	3600	27.99	14.86	2.51
7500	11.35	19.22	8.33	7.93	1.11	0.46	3800	27.66	14.35	2.50
8000	10.59	19.07	7.79	7.30	1.13	0.45	4000	27.15	13.79	2.45
9000	8.99	18.65	7.09	6.63	1.20	0.45	4200	26.67	13.36	2.53
10000	7.06	18.47	5.67	5.59	1.26	0.47	4400	26.36	13.20	2.62
11000	4.68	18.65	4.44	4.40	1.33	0.51	4600	26.09	12.76	2.88
12000	2.11	18.84	3.47	3.67	1.37	0.53	4800	25.82	12.39	2.86
13000	0.12	18.95	2.99	3.37	1.39	0.53	5000	25.48	12.09	2.91

REV. X1
LEE-59+
120124
Page 4 of 11



IF/RF MICROWAVE COMPONENTS • ISO 9001 ISO 14001 AS 9100 CERTIFIED • RoHS compliant
P.O. Box 350166, Brooklyn, New York 11235-0003 (718) 934-4500 Fax (718) 332-4661



The Design Engineers Search Engine finds the model you need, Instantly • For detailed performance specs & shopping online see



Typical Performance Data

Definitions:

Input Return Loss = -S11 (dB)

Gain(Power Gain) = S21 (dB)

Reverse Isolation = -S12 (dB)

Output Return Loss = -S22 (dB)

TEST CONDITIONS: Icc = 52mA, Vd = 4.90V @Temperature = -45degC

FREQ	Gain	Isolation	Input Return Loss	Output Return Loss	Stability		FREQ	IP3 Output	1dB Comp. Output	Noise Figure
					K	Delta				
(MHz)	(dB)	(dB)	(dB)	(dB)	K	Delta	(MHz)	(dBm)	(dBm)	(dB)
50	20.94	24.39	20.24	28.17	1.08	0.68	50	32.78	16.95	2.27
100	20.92	24.22	20.39	27.17	1.07	0.69	100	32.13	17.02	2.49
200	20.87	24.23	19.69	25.68	1.07	0.68	200	32.35	16.91	2.37
400	20.78	24.17	21.05	25.94	1.07	0.68	300	32.13	16.83	2.58
600	20.67	24.14	20.68	23.15	1.07	0.67	400	32.00	17.09	2.50
800	20.50	24.06	19.85	21.31	1.07	0.66	500	31.93	17.02	2.45
1000	20.31	23.91	19.43	19.52	1.06	0.65	600	31.82	16.86	2.49
1200	20.10	23.84	18.96	18.18	1.06	0.64	700	32.12	16.93	2.38
1400	19.88	23.71	18.10	17.12	1.06	0.63	800	32.34	16.92	2.52
1600	19.63	23.58	17.49	16.24	1.05	0.61	900	32.29	16.80	2.36
1800	19.39	23.44	16.74	15.50	1.05	0.60	1000	32.08	16.76	2.47
2000	19.11	23.27	16.23	14.89	1.04	0.59	1100	31.92	16.51	2.34
2200	18.82	23.13	15.82	14.07	1.04	0.58	1200	31.82	16.21	2.52
2400	18.52	22.96	15.24	13.53	1.04	0.57	1300	31.61	16.38	2.40
2600	18.20	22.83	14.81	13.00	1.04	0.55	1400	31.36	16.35	2.52
2800	17.89	22.65	14.13	12.73	1.03	0.54	1500	31.50	16.27	2.52
3000	17.60	22.45	13.60	12.52	1.03	0.53	1600	31.65	16.25	2.50
3200	17.30	22.28	13.00	12.48	1.03	0.52	1700	32.07	16.30	2.40
3400	17.00	22.11	12.60	12.33	1.03	0.51	1800	31.75	16.26	2.49
3600	16.67	21.90	12.33	12.10	1.03	0.50	1900	31.34	16.36	2.41
3800	16.36	21.78	12.09	11.97	1.04	0.49	2000	31.20	16.44	2.35
4000	16.05	21.58	11.82	11.83	1.04	0.48	2100	30.95	16.37	2.45
4200	15.74	21.44	11.54	11.76	1.05	0.47	2200	30.73	16.39	2.38
4400	15.42	21.29	11.23	11.71	1.06	0.47	2300	30.46	16.37	2.42
4600	15.11	21.13	10.94	11.66	1.06	0.46	2400	30.17	16.28	2.44
4800	14.79	21.00	10.71	11.63	1.08	0.45	2500	29.67	16.13	2.36
5000	14.50	20.85	10.67	11.44	1.08	0.45	2600	29.54	15.95	2.43
5200	14.18	20.71	10.55	11.20	1.09	0.44	2700	29.38	15.85	2.52
5400	13.91	20.59	10.50	11.13	1.10	0.44	2800	29.22	15.68	2.35
5600	13.63	20.41	10.47	11.01	1.11	0.44	3000	28.84	15.34	2.28
6000	13.13	20.14	10.37	10.60	1.13	0.43	3200	28.24	14.90	2.32
6500	12.53	19.76	9.54	9.96	1.13	0.44	3400	27.81	14.53	2.44
7000	11.84	19.47	8.91	9.07	1.13	0.44	3600	27.37	14.13	2.43
7500	11.15	19.23	8.20	8.31	1.14	0.44	3800	27.06	13.68	2.43
8000	10.39	19.08	7.69	7.65	1.16	0.44	4000	26.60	13.15	2.36
9000	8.78	18.69	7.02	6.97	1.23	0.43	4200	26.09	12.76	2.46
10000	6.86	18.54	5.64	5.93	1.30	0.46	4400	25.73	12.55	2.55
11000	4.51	18.69	4.43	4.67	1.38	0.49	4600	25.48	12.11	2.79
12000	1.95	18.87	3.46	3.89	1.41	0.51	4800	25.23	11.75	2.77
13000	-0.03	19.02	2.98	3.57	1.44	0.51	5000	24.92	11.44	2.83

REV. X1
LEE-59+
120124

Page 5 of 11



IF/RF MICROWAVE COMPONENTS • ISO 9001 ISO 14001 AS 9100 CERTIFIED • RoHS compliant

P.O. Box 350166, Brooklyn, New York 11235-0003 (718) 934-4500 Fax (718) 332-4661



The Design Engineers Search Engine finds the model you need, Instantly • For detailed performance specs & shopping online see



Typical Performance Data

Definitions:

Input Return Loss = -S11 (dB)

Gain(Power Gain) = S21 (dB)

Reverse Isolation = -S12 (dB)

Output Return Loss = -S22 (dB)

TEST CONDITIONS: Icc = 78mA, Vd = 5.05V @Temperature = -45degC

FREQ	Gain	Isolation	Input Return Loss	Output Return Loss	Stability		FREQ	IP3 Output	1dB Comp. Output	Noise Figure
					K	Delta				
(MHz)	(dB)	(dB)	(dB)	(dB)	K	Delta	(MHz)	(dBm)	(dBm)	(dB)
50	21.21	24.58	22.57	38.75	1.07	0.68	50	38.86	19.90	2.35
100	21.20	24.49	22.68	34.55	1.07	0.69	100	38.29	19.87	2.59
200	21.14	24.49	21.77	30.80	1.07	0.68	200	38.26	19.88	2.45
400	21.04	24.43	23.39	27.43	1.07	0.68	300	37.60	19.73	2.69
600	20.92	24.36	22.78	23.50	1.07	0.67	400	37.14	19.90	2.60
800	20.75	24.27	21.58	21.31	1.07	0.66	500	36.51	19.68	2.56
1000	20.55	24.20	21.00	19.41	1.07	0.65	600	36.17	19.56	2.58
1200	20.35	24.07	20.28	17.97	1.06	0.64	700	36.05	19.63	2.50
1400	20.12	23.94	19.23	16.85	1.06	0.63	800	35.86	19.60	2.61
1600	19.87	23.80	18.52	15.97	1.05	0.62	900	35.53	19.39	2.48
1800	19.60	23.65	17.67	15.24	1.05	0.61	1000	35.15	19.47	2.56
2000	19.34	23.53	17.07	14.58	1.05	0.59	1100	34.89	19.37	2.43
2200	19.04	23.35	16.59	13.74	1.05	0.58	1200	34.58	19.22	2.64
2400	18.73	23.21	15.97	13.20	1.05	0.57	1300	34.16	19.18	2.50
2600	18.42	23.06	15.47	12.65	1.04	0.55	1400	33.79	19.11	2.65
2800	18.11	22.88	14.76	12.38	1.04	0.54	1500	33.62	18.96	2.62
3000	17.81	22.72	14.25	12.15	1.04	0.53	1600	33.73	18.93	2.61
3200	17.52	22.52	13.60	12.12	1.04	0.52	1700	33.71	18.80	2.51
3400	17.22	22.30	13.20	11.91	1.03	0.52	1800	33.24	18.65	2.64
3600	16.91	22.16	12.90	11.66	1.04	0.50	1900	32.78	18.56	2.53
3800	16.60	21.98	12.63	11.52	1.04	0.50	2000	32.58	18.47	2.46
4000	16.29	21.78	12.39	11.34	1.04	0.49	2100	32.30	18.25	2.56
4200	15.98	21.64	12.08	11.24	1.05	0.48	2200	32.00	18.05	2.51
4400	15.67	21.48	11.73	11.14	1.06	0.48	2300	31.62	17.85	2.54
4600	15.37	21.30	11.44	11.09	1.06	0.47	2400	31.27	17.61	2.58
4800	15.05	21.15	11.18	11.02	1.07	0.47	2500	30.77	17.44	2.48
5000	14.78	21.01	11.12	10.82	1.08	0.46	2600	30.55	17.31	2.57
5200	14.45	20.85	10.97	10.57	1.09	0.46	2700	30.37	17.21	2.62
5400	14.19	20.70	10.94	10.48	1.09	0.45	2800	30.17	17.02	2.51
5600	13.92	20.53	10.90	10.35	1.10	0.45	3000	29.76	16.66	2.42
6000	13.44	20.21	10.79	9.90	1.11	0.45	3200	29.15	16.15	2.48
6500	12.85	19.78	9.90	9.28	1.10	0.46	3400	28.74	15.75	2.58
7000	12.20	19.49	9.20	8.39	1.10	0.46	3600	28.29	15.34	2.59
7500	11.52	19.23	8.44	7.64	1.10	0.47	3800	27.96	14.86	2.59
8000	10.77	19.04	7.87	6.99	1.11	0.47	4000	27.50	14.30	2.54
9000	9.17	18.60	7.15	6.31	1.17	0.46	4200	27.00	13.91	2.63
10000	7.23	18.42	5.70	5.34	1.23	0.49	4400	26.71	13.66	2.72
11000	4.84	18.61	4.46	4.19	1.29	0.52	4600	26.49	13.26	2.95
12000	2.25	18.79	3.48	3.49	1.33	0.54	4800	26.20	12.92	2.95
13000	0.27	18.93	2.99	3.22	1.35	0.54	5000	25.89	12.57	3.01

REV. X1
LEE-59+
120124

Page 6 of 11



IF/RF MICROWAVE COMPONENTS • ISO 9001 ISO 14001 AS 9100 CERTIFIED • RoHS compliant
P.O. Box 350166, Brooklyn, New York 11235-0003 (718) 934-4500 Fax (718) 332-4661



The Design Engineers Search Engine finds the model you need, Instantly • For detailed performance specs & shopping online see



Typical Performance Data

Definitions:

Input Return Loss = -S11 (dB)

Gain(Power Gain) = S21 (dB)

Reverse Isolation = -S12 (dB)

Output Return Loss = -S22 (dB)

TEST CONDITIONS: Icc = 65mA, Vd = 4.57V @Temperature = +85degC

FREQ	Gain	Isolation	Input Return Loss	Output Return Loss	Stability		FREQ	IP3 Output	1dB Comp. Output	Noise Figure
					K	Delta				
(MHz)	(dB)	(dB)	(dB)	(dB)	K	Delta	(MHz)	(dBm)	(dBm)	(dB)
50	20.77	24.11	20.92	28.02	1.07	0.68	50	34.76	18.19	3.19
100	20.77	24.20	22.09	30.36	1.08	0.68	100	34.29	18.21	3.45
200	20.72	24.22	22.81	30.46	1.08	0.67	200	34.50	18.20	3.27
400	20.59	24.18	21.29	24.73	1.08	0.66	300	33.92	18.05	3.56
600	20.43	24.13	20.53	22.44	1.08	0.65	400	33.53	18.19	3.45
800	20.26	24.05	19.84	20.41	1.08	0.64	500	33.11	17.99	3.46
1000	20.04	23.97	19.12	18.97	1.08	0.63	600	32.85	17.85	3.45
1200	19.81	23.87	18.51	17.70	1.07	0.62	700	32.88	17.88	3.40
1400	19.57	23.73	17.95	16.68	1.07	0.60	800	32.87	17.87	3.49
1600	19.30	23.58	17.53	15.78	1.07	0.59	900	32.65	17.67	3.40
1800	19.01	23.44	16.99	14.97	1.07	0.58	1000	32.30	17.72	3.46
2000	18.71	23.29	16.39	14.25	1.06	0.56	1100	32.01	17.58	3.37
2200	18.38	23.16	15.75	13.69	1.06	0.54	1200	31.76	17.39	3.56
2400	18.04	22.99	15.20	13.32	1.06	0.53	1300	31.37	17.34	3.41
2600	17.70	22.85	14.62	12.94	1.06	0.51	1400	31.04	17.29	3.59
2800	17.35	22.69	14.05	12.67	1.07	0.50	1500	30.95	17.12	3.58
3000	17.00	22.50	13.56	12.44	1.07	0.48	1600	31.21	17.05	3.54
3200	16.65	22.34	13.09	12.30	1.07	0.47	1700	31.10	16.93	3.47
3400	16.30	22.18	12.72	12.21	1.08	0.46	1800	30.56	16.76	3.56
3600	15.96	22.01	12.39	12.20	1.09	0.45	1900	30.07	16.66	3.51
3800	15.61	21.86	12.17	12.25	1.10	0.44	2000	29.79	16.53	3.42
4000	15.26	21.69	11.94	12.28	1.11	0.43	2100	29.44	16.32	3.57
4200	14.92	21.51	11.76	12.23	1.12	0.42	2200	29.11	16.07	3.48
4400	14.58	21.35	11.55	12.11	1.13	0.41	2300	28.73	15.88	3.51
4600	14.24	21.19	11.41	11.96	1.15	0.41	2400	28.38	15.66	3.59
4800	13.89	21.06	11.23	11.83	1.16	0.40	2500	27.93	15.42	3.44
5000	13.58	20.92	11.03	11.64	1.17	0.40	2600	27.76	15.28	3.58
5200	13.22	20.79	10.77	11.44	1.19	0.39	2700	27.54	15.13	3.64
5400	12.91	20.68	10.50	11.24	1.20	0.38	2800	27.33	14.87	3.51
5600	12.57	20.56	10.23	10.99	1.21	0.38	3000	26.82	14.49	3.46
6000	11.96	20.33	9.90	10.43	1.24	0.37	3200	26.14	13.92	3.48
6500	11.25	20.01	9.56	9.96	1.26	0.36	3400	25.70	13.57	3.65
7000	10.57	19.68	9.38	9.45	1.28	0.36	3600	25.26	13.07	3.68
7500	9.82	19.48	8.91	8.84	1.32	0.36	3800	24.90	12.62	3.68
8000	9.02	19.24	8.37	8.43	1.36	0.36	4000	24.40	12.14	3.55
9000	7.17	19.07	7.18	7.51	1.50	0.36	4200	23.94	11.64	3.70
10000	4.98	19.17	5.83	6.12	1.66	0.39	4400	23.57	11.41	3.86
11000	2.67	19.29	4.79	5.14	1.81	0.41	4600	23.30	10.92	4.12
12000	0.46	19.23	3.88	4.49	1.87	0.44	4800	23.00	10.52	4.08
13000	-1.95	19.96	3.01	3.72	1.96	0.49	5000	22.59	10.15	4.15

REV. X1
LEE-59+
120124

Page 7 of 11



IF/RF MICROWAVE COMPONENTS • ISO 9001 ISO 14001 AS 9100 CERTIFIED • RoHS compliant

P.O. Box 350166, Brooklyn, New York 11235-0003 (718) 934-4500 Fax (718) 332-4661



The Design Engineers Search Engine finds the model you need, Instantly • For detailed performance specs & shopping online see



Typical Performance Data

Definitions:

Input Return Loss = -S11 (dB)

Gain(Power Gain) = S21 (dB)

Reverse Isolation = -S12 (dB)

Output Return Loss = -S22 (dB)

TEST CONDITIONS: Icc = 52mA, Vd = 4.49V @Temperature = +85degC

FREQ	Gain	Isolation	Input Return Loss	Output Return Loss	Stability		FREQ	IP3 Output	1dB Comp. Output	Noise Figure
					K	Delta				
(MHz)	(dB)	(dB)	(dB)	(dB)	K	Delta	(MHz)	(dBm)	(dBm)	(dB)
50	20.55	23.93	19.39	24.59	1.07	0.68	50	31.71	16.67	3.15
100	20.56	23.91	20.29	25.91	1.07	0.68	100	31.17	16.74	3.38
200	20.50	24.09	20.88	26.30	1.08	0.66	200	31.50	16.71	3.23
400	20.37	23.96	19.79	22.98	1.08	0.66	300	31.08	16.60	3.49
600	20.23	23.95	19.16	21.42	1.08	0.65	400	30.81	16.76	3.40
800	20.05	23.86	18.65	19.85	1.08	0.64	500	30.63	16.63	3.39
1000	19.83	23.77	18.00	18.55	1.07	0.63	600	30.46	16.49	3.40
1200	19.61	23.65	17.57	17.48	1.07	0.62	700	30.72	16.53	3.34
1400	19.38	23.53	17.08	16.57	1.07	0.60	800	30.85	16.51	3.44
1600	19.12	23.37	16.75	15.77	1.06	0.59	900	30.81	16.38	3.34
1800	18.84	23.27	16.24	15.01	1.06	0.57	1000	30.57	16.38	3.41
2000	18.53	23.11	15.72	14.34	1.06	0.56	1100	30.38	16.21	3.32
2200	18.22	22.98	15.16	13.80	1.06	0.54	1200	30.20	15.96	3.48
2400	17.87	22.79	14.63	13.44	1.06	0.53	1300	30.00	16.02	3.34
2600	17.53	22.63	14.10	13.10	1.06	0.51	1400	29.68	16.03	3.51
2800	17.19	22.50	13.59	12.84	1.06	0.50	1500	29.82	15.93	3.50
3000	16.84	22.30	13.12	12.63	1.06	0.48	1600	30.09	15.85	3.48
3200	16.49	22.18	12.68	12.53	1.07	0.47	1700	30.35	15.86	3.38
3400	16.14	22.00	12.32	12.42	1.07	0.46	1800	29.90	15.77	3.50
3600	15.80	21.82	12.04	12.44	1.08	0.45	1900	29.36	15.75	3.45
3800	15.43	21.68	11.83	12.52	1.09	0.43	2000	29.14	15.70	3.33
4000	15.10	21.51	11.56	12.57	1.10	0.42	2100	28.85	15.55	3.51
4200	14.75	21.34	11.44	12.55	1.12	0.42	2200	28.53	15.34	3.41
4400	14.42	21.21	11.26	12.46	1.13	0.41	2300	28.22	15.23	3.44
4600	14.07	21.07	11.11	12.32	1.15	0.40	2400	27.90	15.07	3.51
4800	13.72	20.93	10.98	12.20	1.16	0.40	2500	27.47	14.78	3.38
5000	13.40	20.82	10.78	12.04	1.18	0.39	2600	27.30	14.63	3.50
5200	13.05	20.68	10.54	11.86	1.20	0.38	2700	27.15	14.49	3.56
5400	12.73	20.58	10.27	11.68	1.21	0.38	2800	26.94	14.21	3.39
5600	12.40	20.46	10.04	11.40	1.22	0.37	3000	26.41	13.84	3.34
6000	11.77	20.26	9.72	10.88	1.25	0.36	3200	25.74	13.30	3.38
6500	11.06	19.95	9.40	10.39	1.27	0.35	3400	25.31	12.92	3.55
7000	10.38	19.66	9.25	9.86	1.31	0.35	3600	24.89	12.44	3.58
7500	9.62	19.42	8.81	9.26	1.34	0.35	3800	24.57	11.99	3.56
8000	8.82	19.26	8.30	8.85	1.40	0.34	4000	24.03	11.50	3.42
9000	6.98	19.07	7.16	7.90	1.54	0.35	4200	23.54	11.07	3.59
10000	4.81	19.22	5.83	6.44	1.71	0.37	4400	23.18	10.81	3.75
11000	2.52	19.33	4.79	5.39	1.86	0.40	4600	22.93	10.35	4.01
12000	0.33	19.30	3.88	4.70	1.94	0.43	4800	22.65	9.93	3.95
13000	-2.07	19.99	3.01	3.89	2.03	0.48	5000	22.25	9.61	4.01

REV. X1
LEE-59+
120124

Page 8 of 11



IF/RF MICROWAVE COMPONENTS • ISO 9001 ISO 14001 AS 9100 CERTIFIED • RoHS compliant
P.O. Box 350166, Brooklyn, New York 11235-0003 (718) 934-4500 Fax (718) 332-4661



The Design Engineers Search Engine finds the model you need, Instantly • For detailed performance specs & shopping online see



Typical Performance Data

Definitions:

Input Return Loss = -S11 (dB)

Gain(Power Gain) = S21 (dB)

Reverse Isolation = -S12 (dB)

Output Return Loss = -S22 (dB)

TEST CONDITIONS: Icc = 78mA, Vd = 4.64V @Temperature = +85degC

FREQ	Gain	Isolation	Input Return Loss	Output Return Loss	Stability		FREQ	IP3 Output	1dB Comp. Output	Noise Figure
					K	Delta				
(MHz)	(dB)	(dB)	(dB)	(dB)	K	Delta	(MHz)	(dBm)	(dBm)	(dB)
50	20.91	24.32	21.99	33.03	1.07	0.68	50	37.52	19.07	3.27
100	20.90	24.35	23.47	35.23	1.08	0.67	100	37.19	18.96	3.51
200	20.85	24.24	24.26	32.85	1.07	0.68	200	37.08	19.04	3.31
400	20.72	24.28	22.48	25.76	1.08	0.66	300	36.05	18.84	3.63
600	20.57	24.21	21.50	22.91	1.08	0.65	400	35.50	19.01	3.52
800	20.38	24.17	20.71	20.67	1.08	0.64	500	34.72	18.71	3.53
1000	20.16	24.06	19.83	19.14	1.08	0.63	600	34.25	18.55	3.52
1200	19.93	23.96	19.20	17.80	1.08	0.62	700	33.99	18.59	3.48
1400	19.68	23.84	18.55	16.72	1.07	0.60	800	33.69	18.56	3.54
1600	19.41	23.71	18.08	15.76	1.07	0.59	900	33.30	18.26	3.47
1800	19.12	23.58	17.44	14.93	1.07	0.57	1000	32.87	18.37	3.53
2000	18.81	23.44	16.78	14.21	1.07	0.56	1100	32.52	18.23	3.47
2200	18.48	23.27	16.11	13.63	1.07	0.54	1200	32.25	18.06	3.62
2400	18.14	23.10	15.51	13.25	1.07	0.53	1300	31.73	17.93	3.49
2600	17.80	22.96	14.91	12.87	1.07	0.51	1400	31.47	17.82	3.67
2800	17.44	22.80	14.34	12.60	1.07	0.50	1500	31.20	17.60	3.65
3000	17.10	22.63	13.83	12.35	1.07	0.48	1600	31.39	17.50	3.63
3200	16.75	22.49	13.35	12.22	1.08	0.47	1700	30.98	17.39	3.52
3400	16.40	22.30	12.95	12.11	1.08	0.46	1800	30.47	17.18	3.67
3600	16.05	22.12	12.61	12.09	1.09	0.45	1900	30.05	17.03	3.59
3800	15.70	21.97	12.40	12.13	1.10	0.44	2000	29.76	16.92	3.52
4000	15.37	21.78	12.13	12.12	1.11	0.43	2100	29.44	16.69	3.62
4200	15.01	21.60	11.97	12.06	1.12	0.42	2200	29.10	16.45	3.57
4400	14.68	21.46	11.75	11.96	1.14	0.42	2300	28.74	16.24	3.59
4600	14.35	21.29	11.61	11.79	1.15	0.41	2400	28.38	16.04	3.68
4800	13.99	21.16	11.41	11.63	1.17	0.40	2500	27.93	15.79	3.54
5000	13.69	21.00	11.18	11.44	1.17	0.40	2600	27.73	15.65	3.68
5200	13.34	20.87	10.92	11.24	1.19	0.39	2700	27.52	15.57	3.72
5400	13.02	20.74	10.63	11.04	1.20	0.39	2800	27.27	15.32	3.60
5600	12.68	20.63	10.36	10.77	1.21	0.38	3000	26.78	14.89	3.55
6000	12.08	20.38	10.00	10.23	1.23	0.37	3200	26.15	14.37	3.57
6500	11.37	20.05	9.64	9.74	1.25	0.37	3400	25.70	13.97	3.74
7000	10.68	19.72	9.45	9.24	1.27	0.36	3600	25.26	13.49	3.78
7500	9.95	19.45	8.96	8.61	1.30	0.37	3800	24.89	12.99	3.79
8000	9.15	19.25	8.41	8.22	1.34	0.37	4000	24.40	12.49	3.66
9000	7.29	19.03	7.20	7.30	1.47	0.37	4200	23.97	12.02	3.81
10000	5.09	19.16	5.83	5.94	1.63	0.40	4400	23.61	11.81	3.97
11000	2.76	19.23	4.78	4.99	1.76	0.42	4600	23.30	11.35	4.25
12000	0.54	19.22	3.87	4.35	1.83	0.45	4800	22.98	10.97	4.22
13000	-1.88	19.92	3.00	3.61	1.91	0.50	5000	22.60	10.61	4.26

REV. X1
LEE-59+
120124
Page 9 of 11



IF/RF MICROWAVE COMPONENTS • ISO 9001 ISO 14001 AS 9100 CERTIFIED • RoHS compliant
P.O. Box 350166, Brooklyn, New York 11235-0003 (718) 934-4500 Fax (718) 332-4661

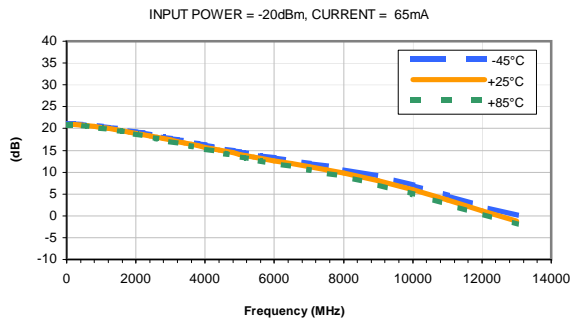


The Design Engineers Search Engine finds the model you need, Instantly • For detailed performance specs & shopping online see

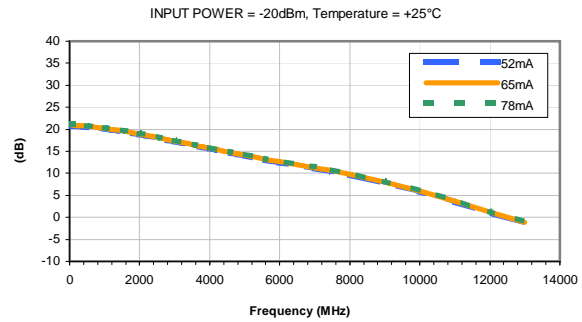


Typical Performance Curves

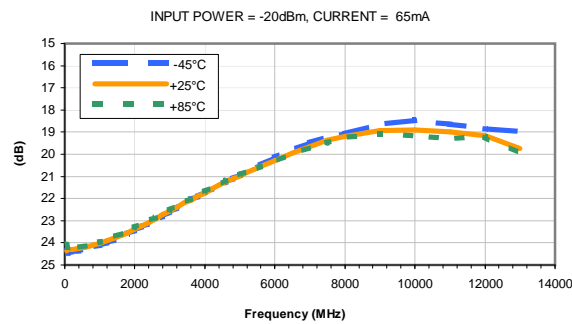
GAIN vs. TEMPERATURE



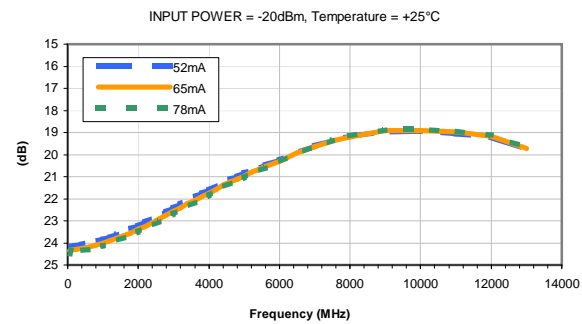
GAIN vs. CURRENT



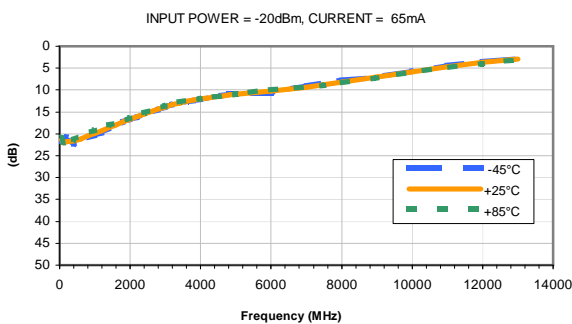
ISOLATION vs. TEMPERATURE



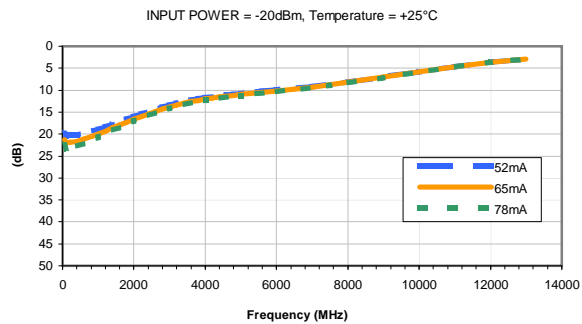
ISOLATION vs. CURRENT



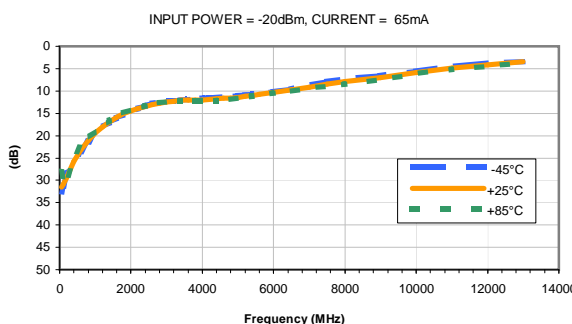
INPUT RETURN LOSS vs. TEMPERATURE



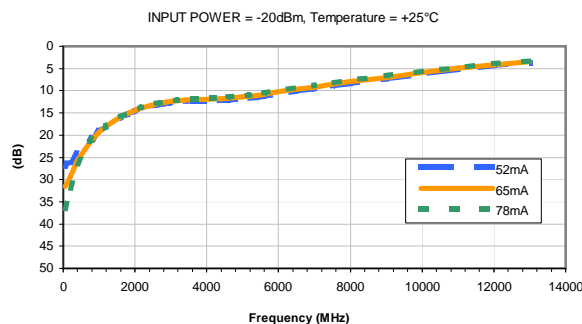
INPUT RETURN LOSS vs. CURRENT



OUTPUT RETURN LOSS vs. TEMPERATURE



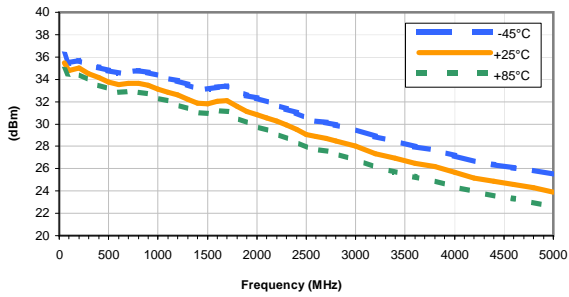
OUTPUT RETURN LOSS vs. CURRENT



Typical Performance Curves

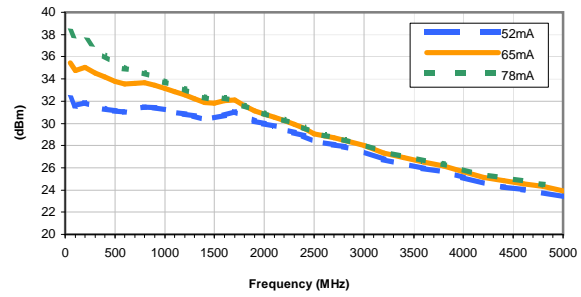
OUTPUT IP3 vs. TEMPERATURE

INPUT POWER = -20dBm, CURRENT = 65mA



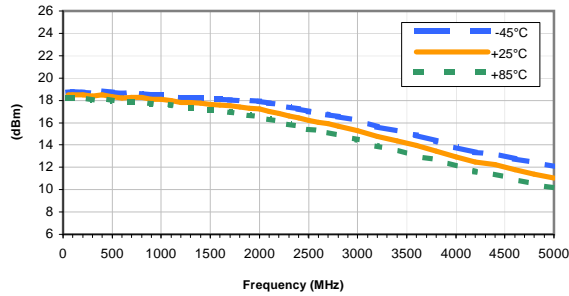
OUTPUT IP-3 vs. CURRENT

INPUT POWER = -20dBm, Temperature = +25°C



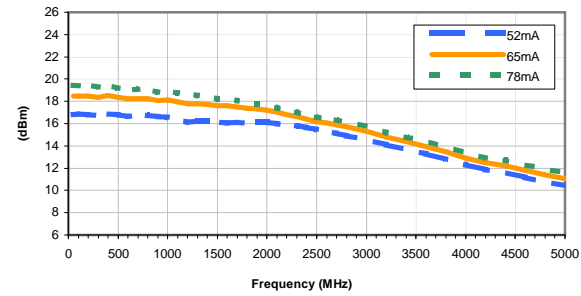
OUTPUT POWER at 1dB Compression vs. TEMPERATURE

CURRENT = 65mA



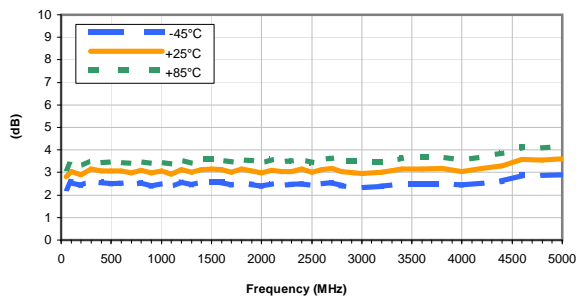
OUTPUT POWER at 1dB Compression vs. CURRENT

Temperature = +25°C



Noise Figure vs. TEMPERATURE

CURRENT = 65mA



Noise Figure vs. CURRENT

Temperature = +25°C

