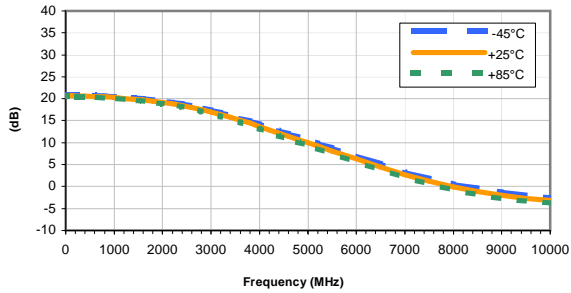


Typical Performance Curves

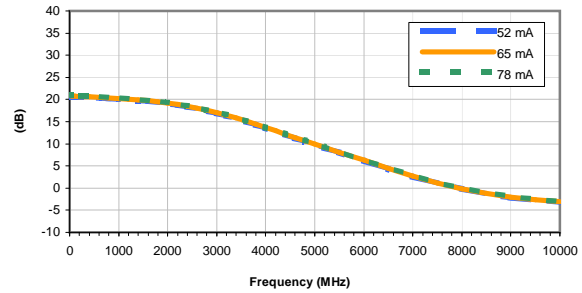
GAIN vs. TEMPERATURE

INPUT POWER = -20dB, CURRENT = 65 mA



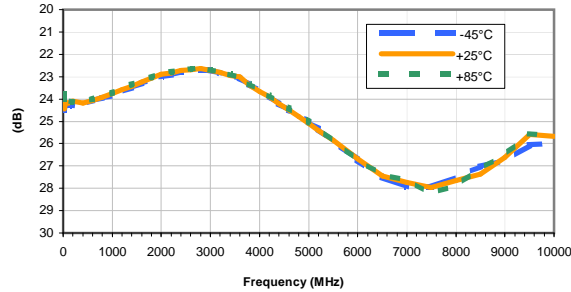
GAIN vs. CURRENT

INPUT POWER = -20dB, Temperature = +25°C



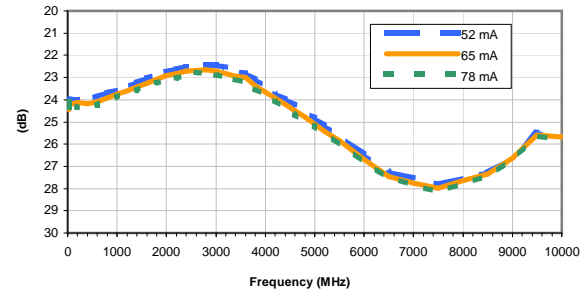
ISOLATION vs. TEMPERATURE

INPUT POWER = -20dB, CURRENT = 65 mA



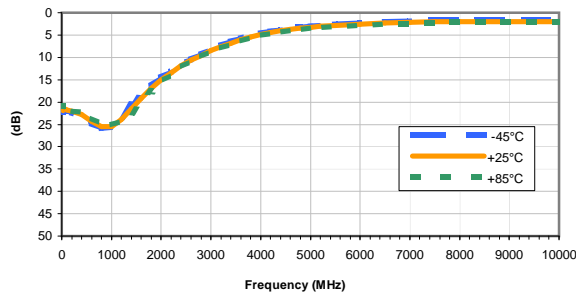
ISOLATION vs. CURRENT

INPUT POWER = -20dB, Temperature = +25°C



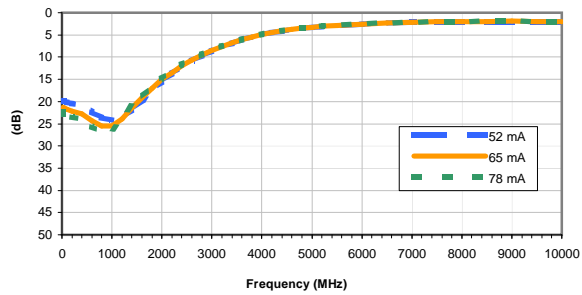
INPUT RETURN LOSS vs. TEMPERATURE

INPUT POWER = -20dB, CURRENT = 65 mA



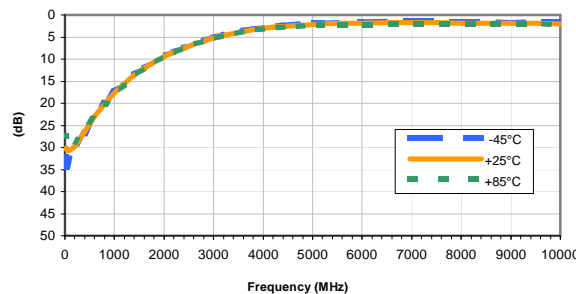
INPUT RETURN LOSS vs. CURRENT

INPUT POWER = -20dB, Temperature = +25°C



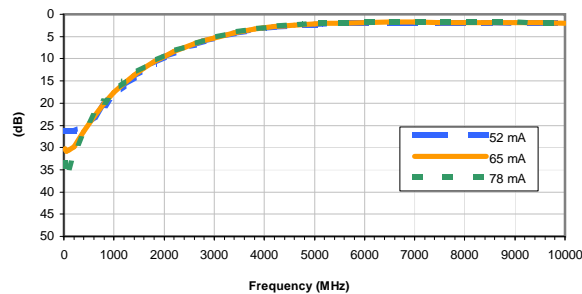
OUTPUT RETURN LOSS vs. TEMPERATURE

INPUT POWER = -20dB, CURRENT = 65 mA



OUTPUT RETURN LOSS vs. CURRENT

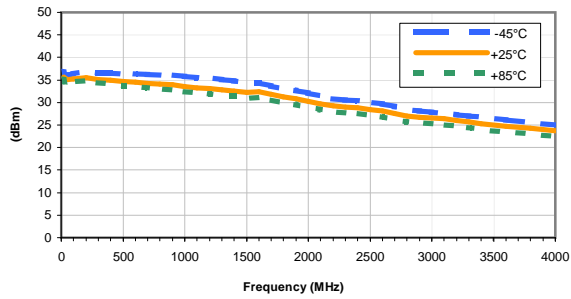
INPUT POWER = -20dB, Temperature = +25°C



Typical Performance Curves

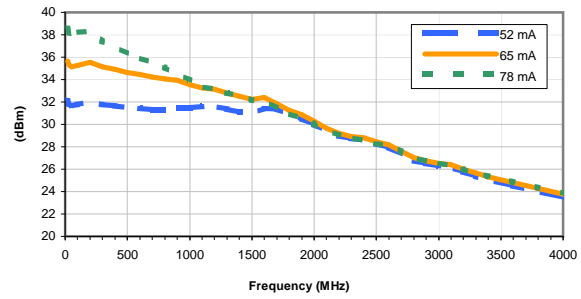
OUTPUT IP3 vs. TEMPERATURE

INPUT POWER = -20dB, CURRENT = 65 mA



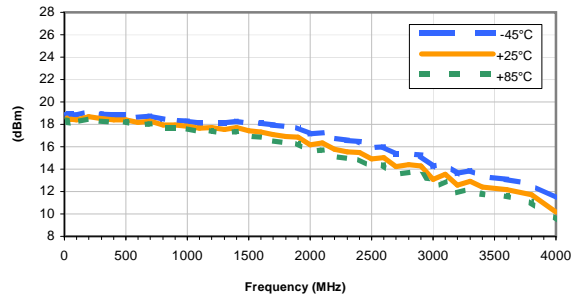
OUTPUT IP-3 vs. CURRENT

INPUT POWER = -20dB, Temperature = +25°C



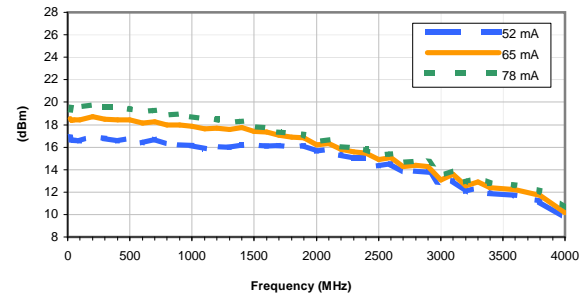
OUTPUT POWER at 1dB Compression vs. TEMPERATURE

CURRENT = 65 mA



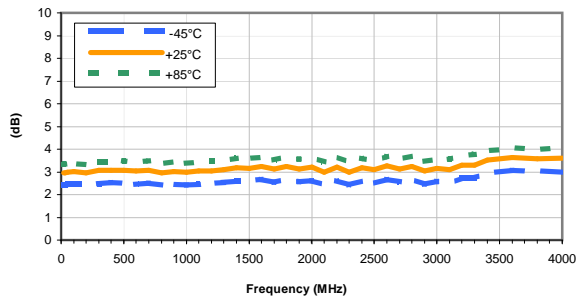
OUTPUT POWER at 1dB Compression vs. CURRENT

Temperature = +25°C



Noise Figure vs. TEMPERATURE

CURRENT = 65 mA



Noise Figure vs. CURRENT

Temperature = +25°C

