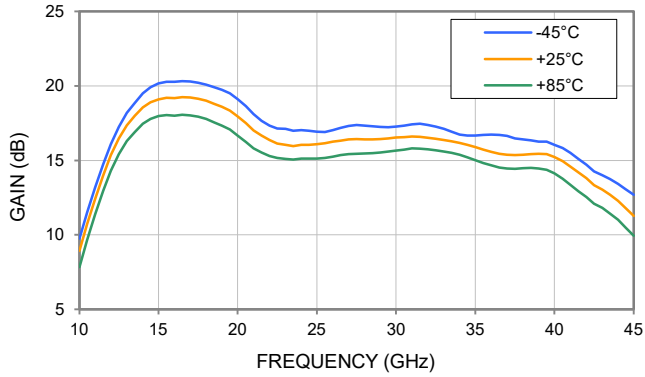
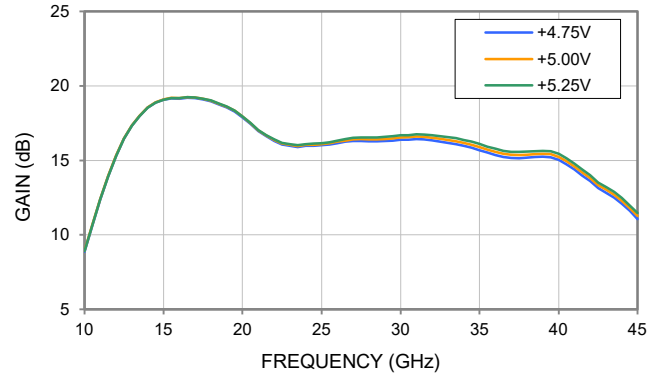


## Typical Performance Curves

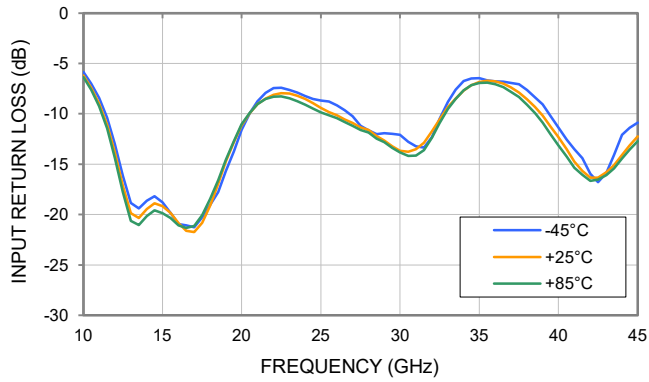
**GAIN vs. TEMPERATURE,**  
 $P_{IN} = -25 \text{ dBm}, V_{DD} = +5 \text{ V}$



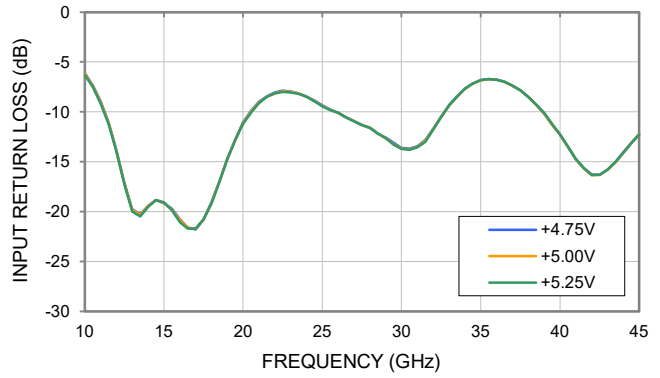
**GAIN vs.  $V_{DD}$ ,**  
 $P_{IN} = -25 \text{ dBm}, \text{TEMPERATURE} = +25^\circ\text{C}$



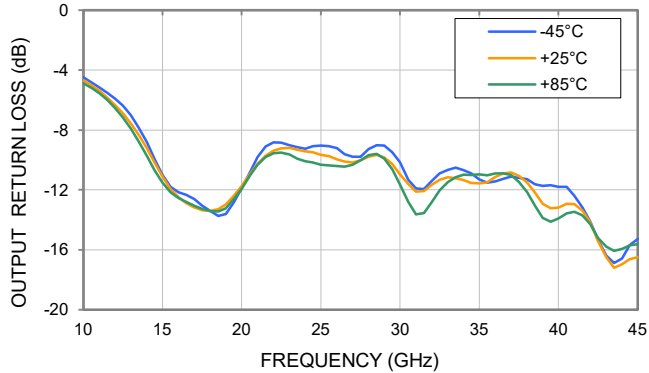
**INPUT RETURN LOSS vs. TEMPERATURE,**  
 $P_{IN} = -25 \text{ dBm}, V_{DD} = +5 \text{ V}$



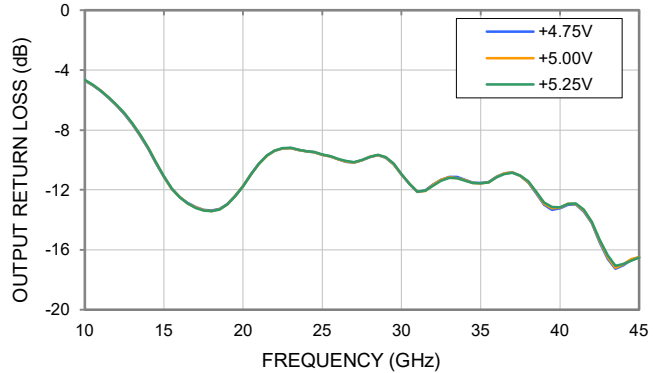
**INPUT RETURN LOSS vs.  $V_{DD}$ ,**  
 $P_{IN} = -25 \text{ dBm}, \text{TEMPERATURE} = +25^\circ\text{C}$



**OUTPUT RETURN LOSS vs. TEMPERATURE,**  
 $P_{IN} = -25 \text{ dBm}, V_{DD} = +5 \text{ V}$

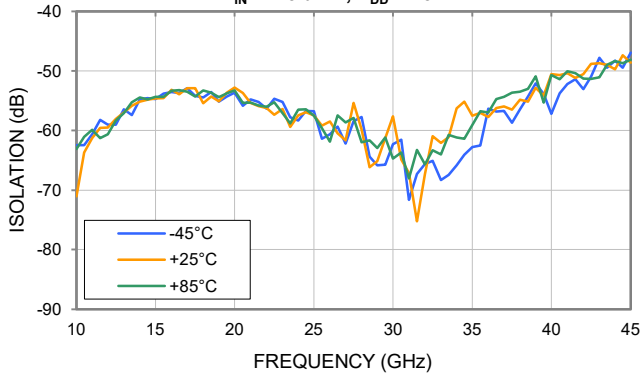


**OUTPUT RETURN LOSS vs.  $V_{DD}$ ,**  
 $P_{IN} = -25 \text{ dBm}, \text{TEMPERATURE} = +25^\circ\text{C}$

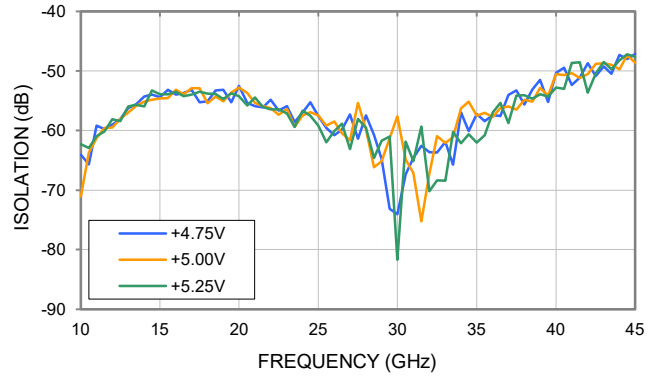


## Typical Performance Curves

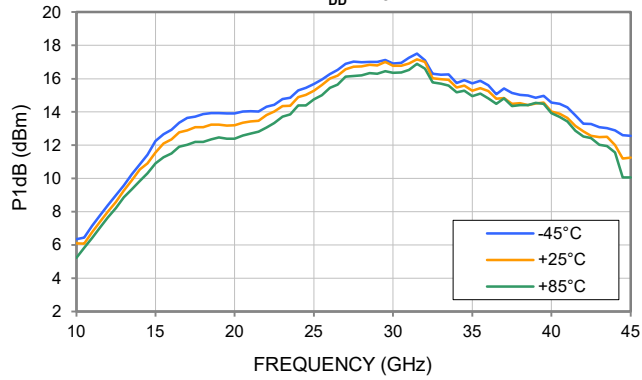
**ISOLATION vs. TEMPERATURE,**  
 $P_{IN} = -25 \text{ dBm}$ ,  $V_{DD} = +5 \text{ V}$



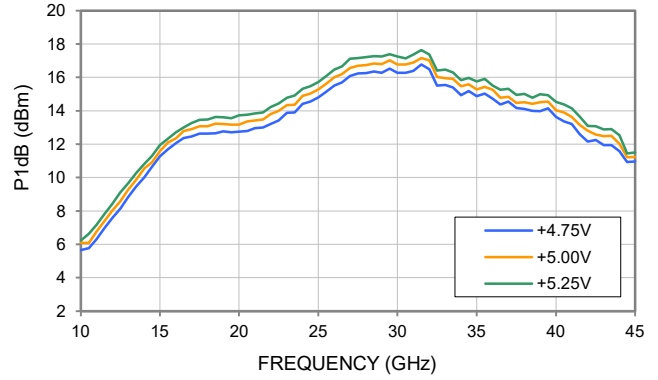
**ISOLATION vs.  $V_{DD}$ ,**  
 $P_{IN} = -25 \text{ dBm}$ , TEMPERATURE = +25°C



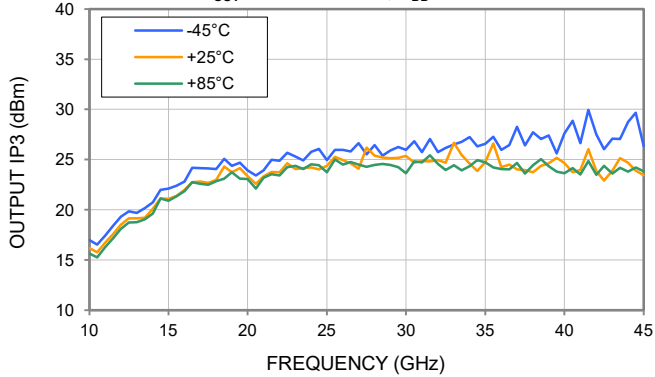
**P1dB vs. TEMPERATURE,**  
 $V_{DD} = +5 \text{ V}$



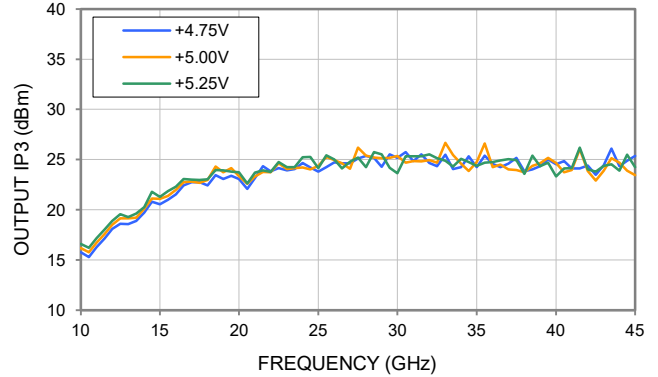
**P1dB vs.  $V_{DD}$ ,**  
 TEMPERATURE = +25°C



**OUTPUT IP3 vs. TEMPERATURE,**  
 $P_{OUT} = -5 \text{ dBm/TONE}$ ,  $V_{DD} = +5 \text{ V}$



**OUTPUT IP3 vs.  $V_{DD}$ ,**  
 $P_{OUT} = -5 \text{ dBm/TONE}$ , TEMPERATURE = +25°C



## Typical Performance Curves

