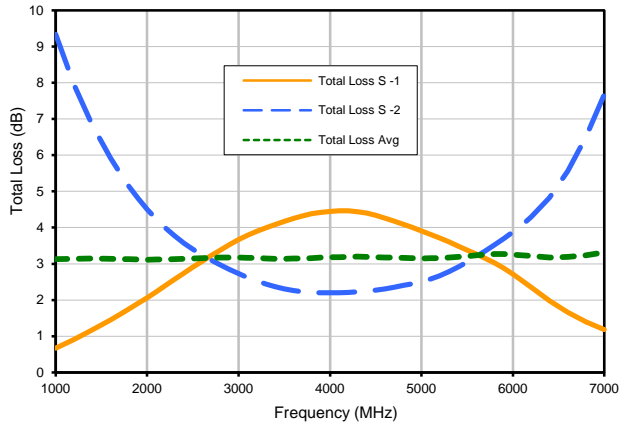


2 Way 90° Power Splitter/Combiner

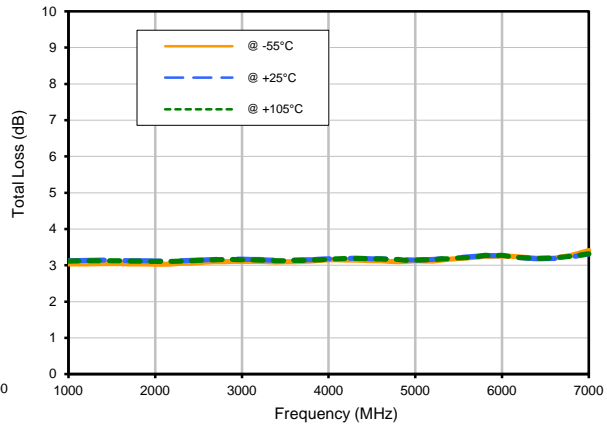
QCH-63

Typical Performance Curves (Sum port at pad 1)

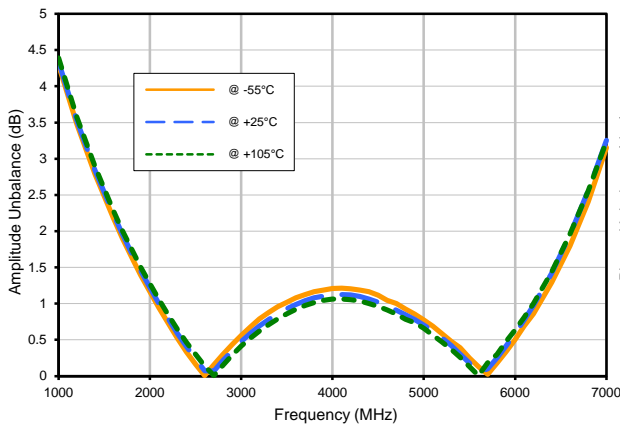
Total Loss



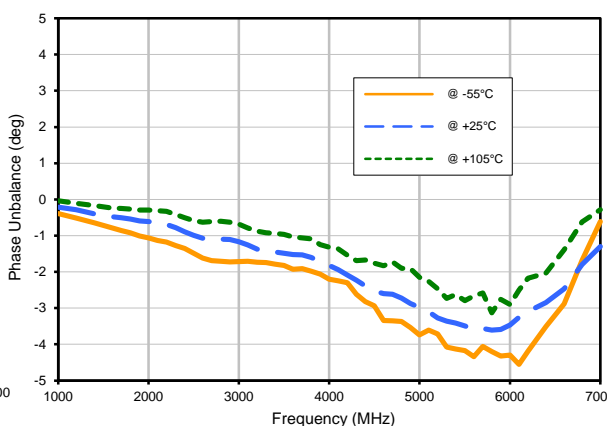
Average Total Loss vs. TEMPERATURE



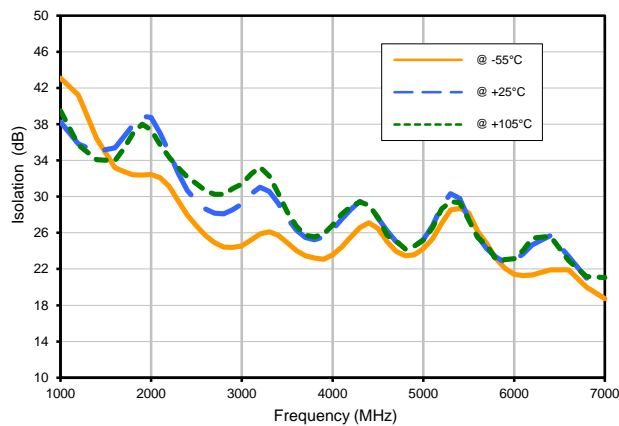
Amplitude Unbalance vs. TEMPERATURE



Phase Unbalance (relative to 90°) vs. TEMP



Isolation 1-2 vs. TEMPERATURE



Notes

- A. Performance and quality attributes and conditions not expressly stated in this specification document are intended to be excluded and do not form a part of this specification document.
- B. Electrical specifications and performance data contained in this specification document are based on Mini-Circuits' applicable established test performance criteria and measurement instructions.
- C. The parts covered by this specification document are subject to Mini-Circuits' standard limited warranty and terms and conditions (collectively, "Standard Terms"). Purchasers of this part are entitled to the rights and benefits contained therein. For a full statement of the Standard Terms and the exclusive rights and remedies thereunder, please visit Mini-Circuits' website at www.minicircuits.com/MCLStore/terms.jsp

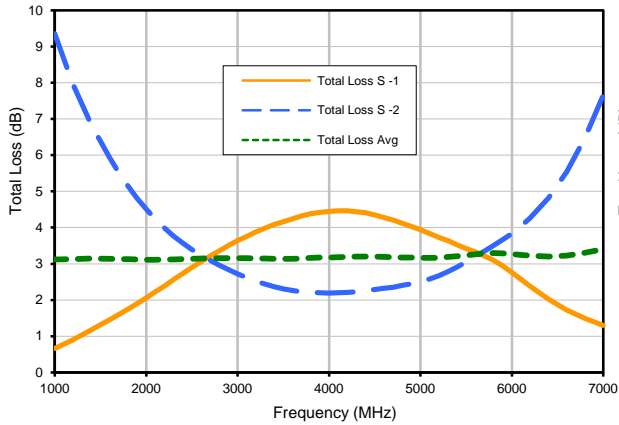


2 Way 90° Power Splitter/Combiner

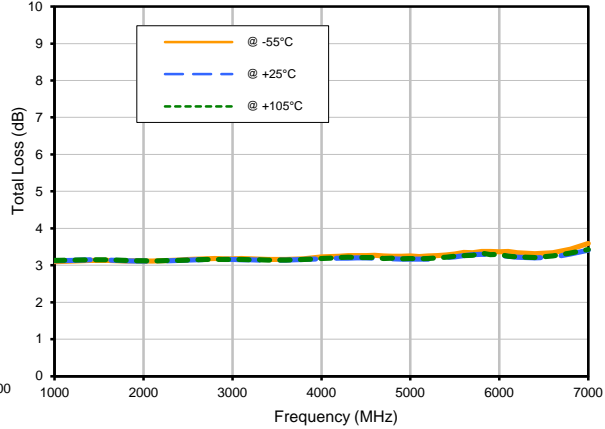
QCH-63

Typical Performance Curves (Sum port at pad 2)

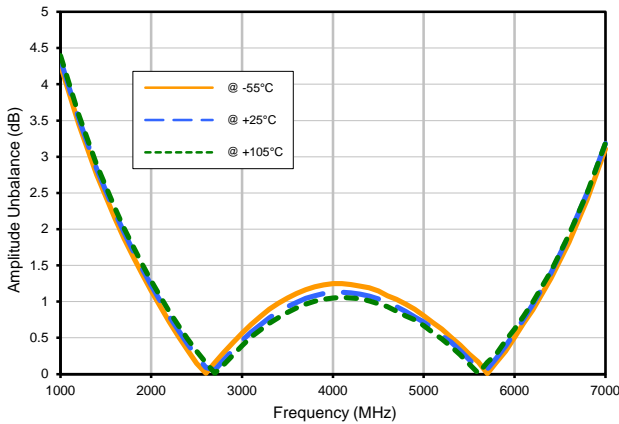
Total Loss



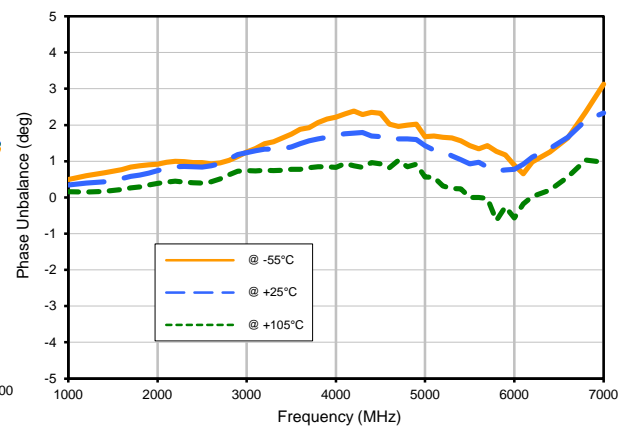
Average Total Loss vs. TEMPERATURE



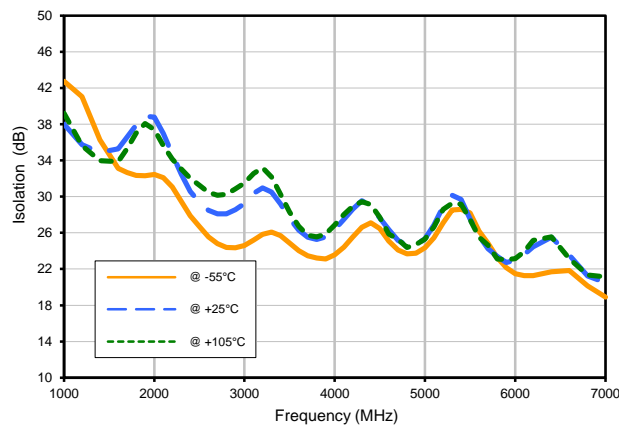
Amplitude Unbalance vs. TEMPERATURE



Phase Unbalance (relative to 90°) vs. TEMP



Isolation 1-2 vs. TEMPERATURE



Notes

- A. Performance and quality attributes and conditions not expressly stated in this specification document are intended to be excluded and do not form a part of this specification document.
- B. Electrical specifications and performance data contained in this specification document are based on Mini-Circuits' applicable established test performance criteria and measurement instructions.
- C. The parts covered by this specification document are subject to Mini-Circuits' standard limited warranty and terms and conditions (collectively, "Standard Terms"). Purchasers of this part are entitled to the rights and benefits contained therein. For a full statement of the Standard Terms and the exclusive rights and remedies thereunder, please visit Mini-Circuits' website at www.minicircuits.com/MCLStore/terms.jsp

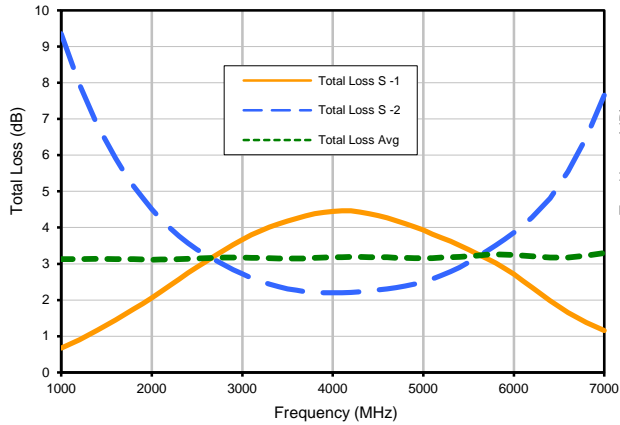


2 Way 90° Power Splitter/Combiner

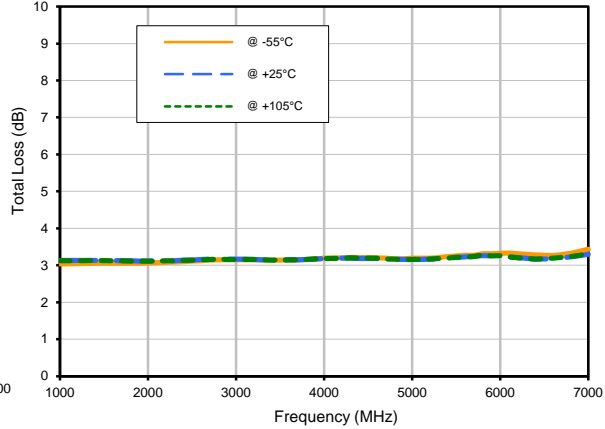
QCH-63

Typical Performance Curves (Sum port at pad 3)

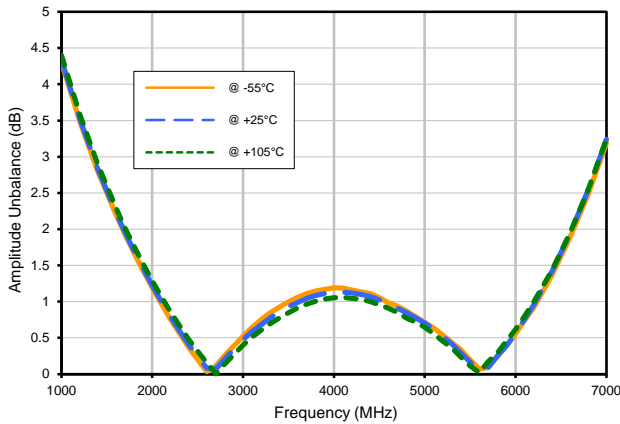
Total Loss



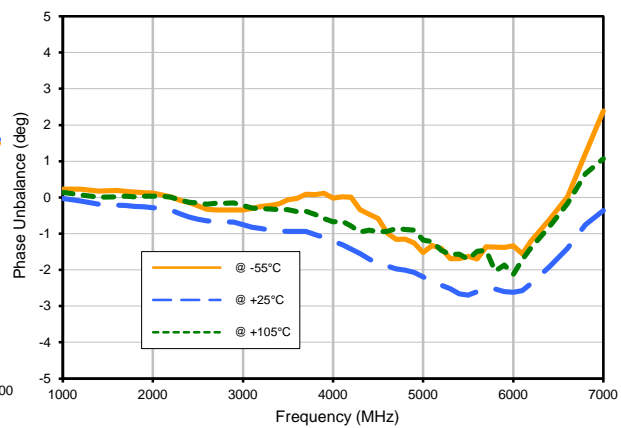
Average Total Loss vs. TEMPERATURE



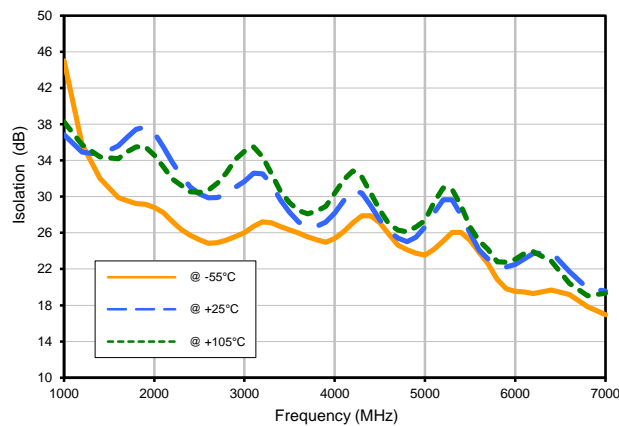
Amplitude Unbalance vs. TEMPERATURE



Phase Unbalance (relative to 90°) vs. TEMP



Isolation 1-2 vs. TEMPERATURE



Notes

- A. Performance and quality attributes and conditions not expressly stated in this specification document are intended to be excluded and do not form a part of this specification document.
- B. Electrical specifications and performance data contained in this specification document are based on Mini-Circuits' applicable established test performance criteria and measurement instructions.
- C. The parts covered by this specification document are subject to Mini-Circuits' standard limited warranty and terms and conditions (collectively, "Standard Terms"). Purchasers of this part are entitled to the rights and benefits contained therein. For a full statement of the Standard Terms and the exclusive rights and remedies thereunder, please visit Mini-Circuits' website at www.minicircuits.com/MCLStore/terms.jsp

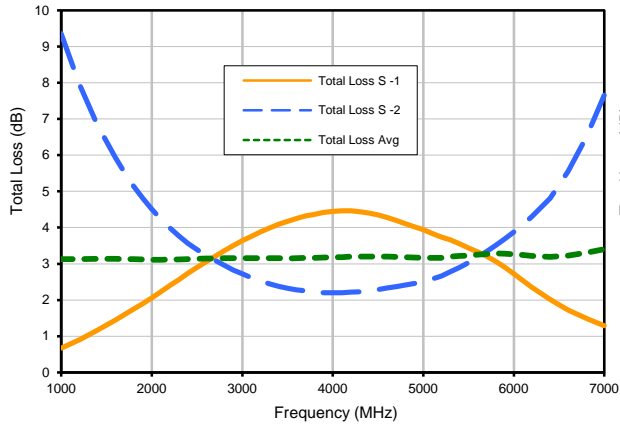


2 Way 90° Power Splitter/Combiner

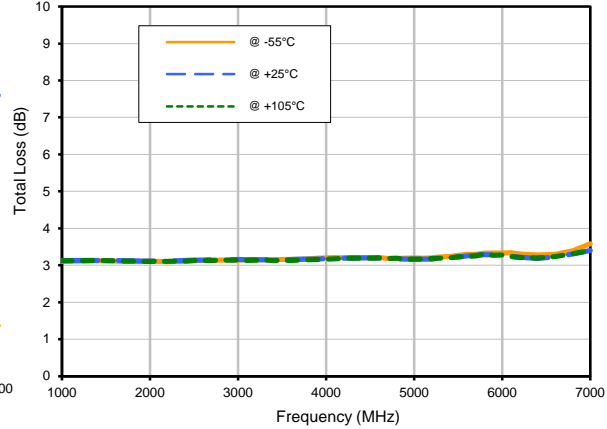
QCH-63

Typical Performance Curves (Sum port at pad 4)

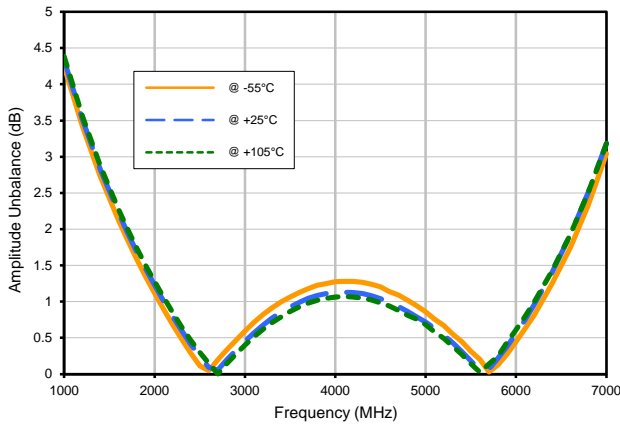
Total Loss



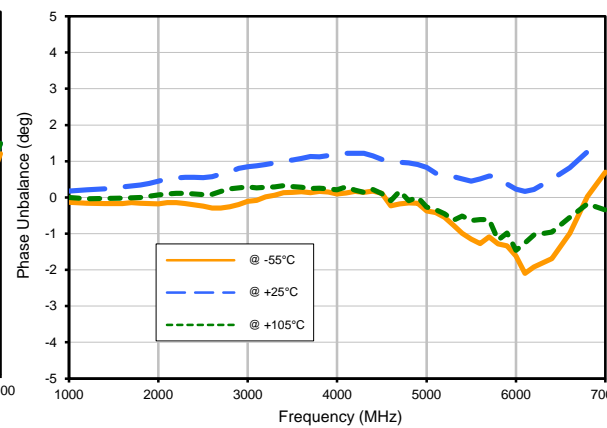
Average Total Loss vs. TEMPERATURE



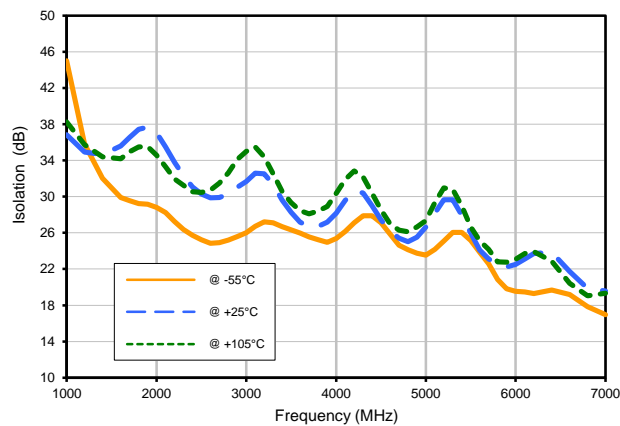
Amplitude Unbalance vs. TEMPERATURE



Phase Unbalance (relative to 90°) vs. TEMP



Isolation 1-2 vs. TEMPERATURE



Notes

- A. Performance and quality attributes and conditions not expressly stated in this specification document are intended to be excluded and do not form a part of this specification document.
- B. Electrical specifications and performance data contained in this specification document are based on Mini-Circuits' applicable established test performance criteria and measurement instructions.
- C. The parts covered by this specification document are subject to Mini-Circuits' standard limited warranty and terms and conditions (collectively, "Standard Terms"). Purchasers of this part are entitled to the rights and benefits contained therein. For a full statement of the Standard Terms and the exclusive rights and remedies thereunder, please visit Mini-Circuits' website at www.minicircuits.com/MCLStore/terms.jsp

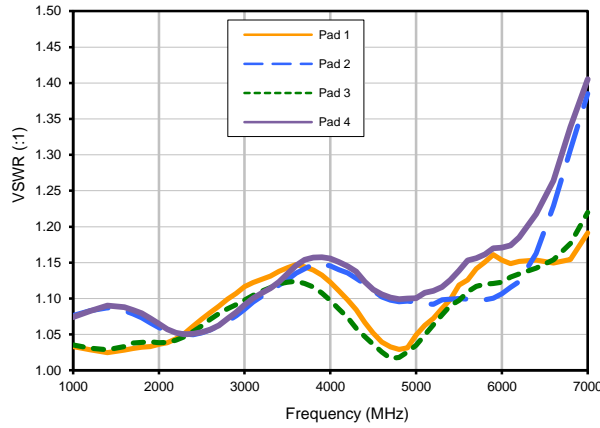


2 Way 90° Power Splitter/Combiner

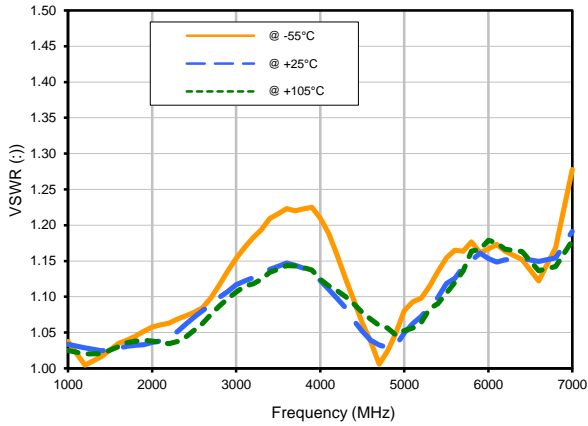
Typical Performance Curves (VSWR)

QCH-63

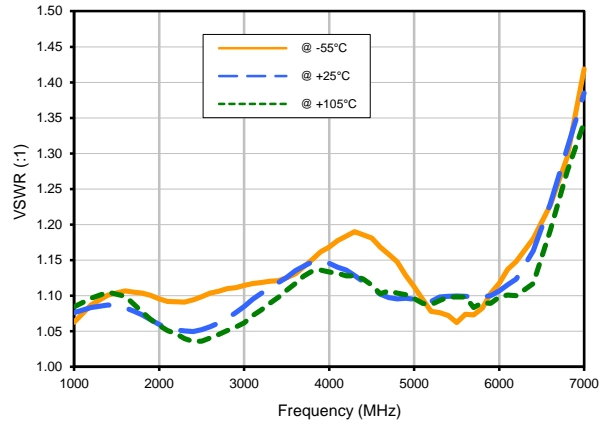
VSWR @ +25°C



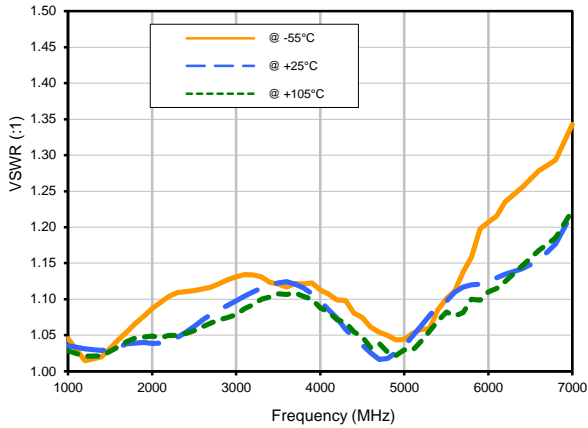
VSWR Pad 1 vs. TEMPERATURE



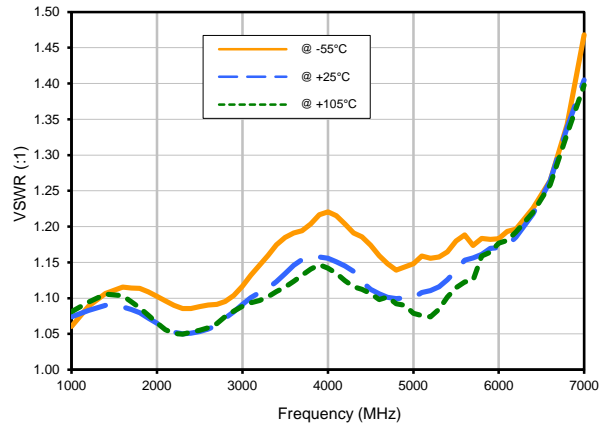
VSWR Pad 2 vs. TEMPERATURE



VSWR Pad 3 vs. TEMPERATURE



VSWR Pad 4 vs. TEMPERATURE



Notes

- A. Performance and quality attributes and conditions not expressly stated in this specification document are intended to be excluded and do not form a part of this specification document.
- B. Electrical specifications and performance data contained in this specification document are based on Mini-Circuits' applicable established test performance criteria and measurement instructions.
- C. The parts covered by this specification document are subject to Mini-Circuits standard limited warranty and terms and conditions (collectively, "Standard Terms"); Purchasers of this part are entitled to the rights and benefits contained therein. For a full statement of the Standard Terms and the exclusive rights and remedies thereunder, please visit Mini-Circuits' website at www.minicircuits.com/MCLStore/terms.jsp

