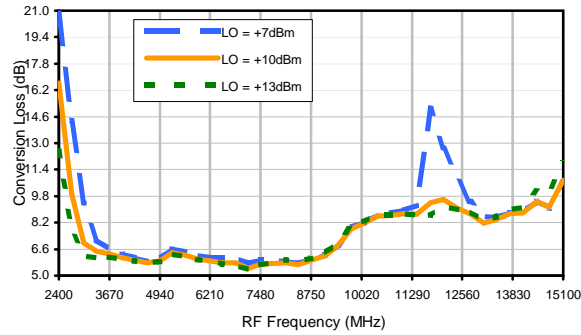
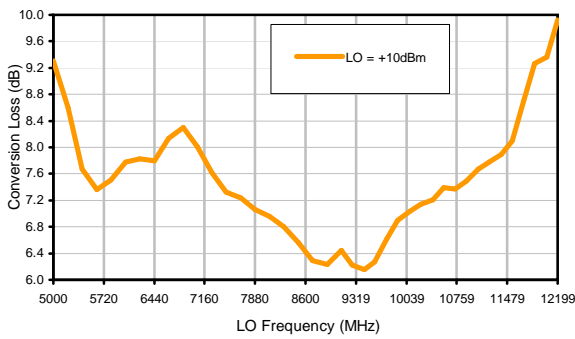


## Typical Performance Curves

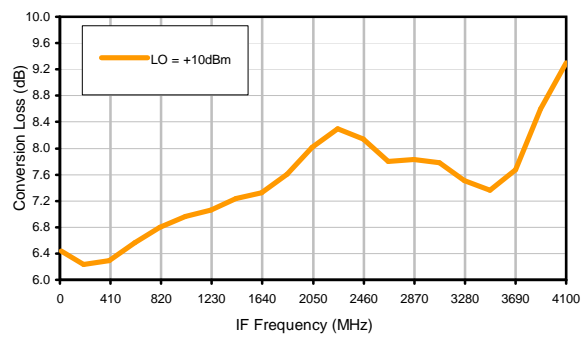
Conversion Loss @ IF=30MHz



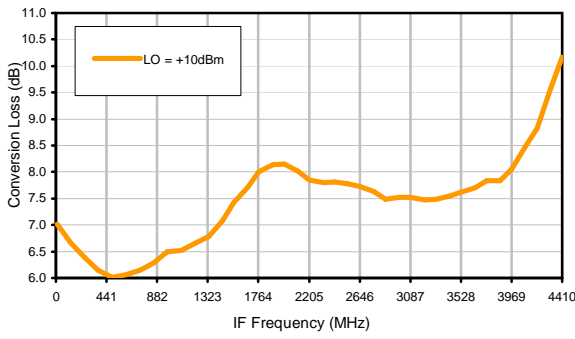
Conversion Loss vs. LO @ RF=9100MHz



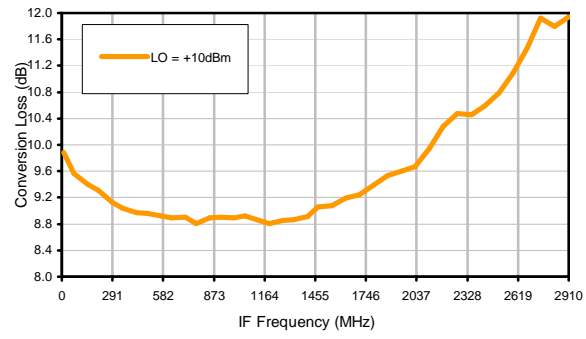
Conversion Loss vs. IF @ RF=9100MHz



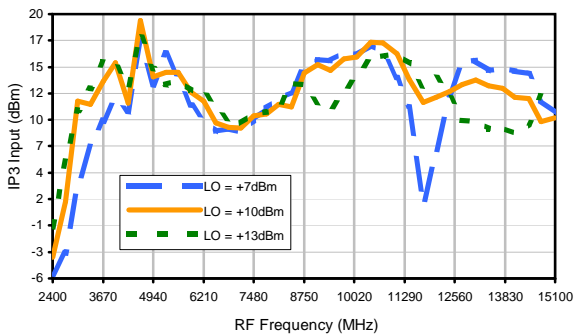
Conversion Loss vs. IF @ RF=3190MHz



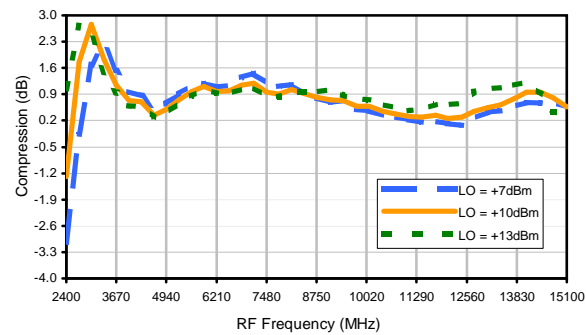
Conversion Loss vs. IF @ RF=15010.099MHz



IP3 Input

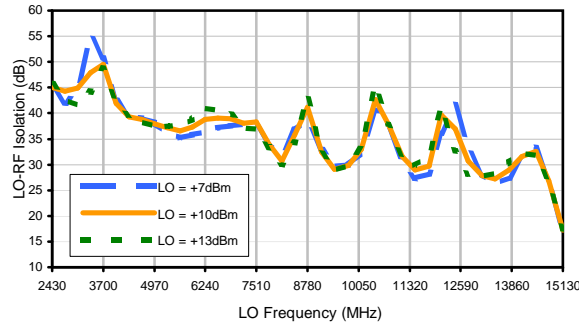


Compression @ RF IN=+2dBm

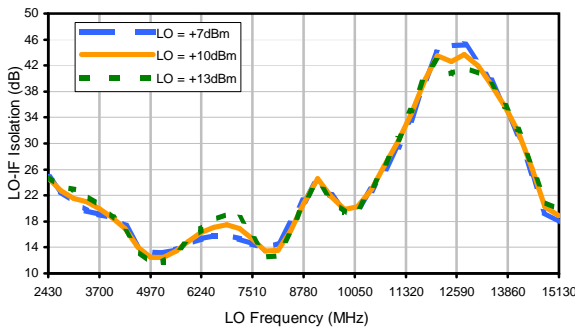


## Typical Performance Curves

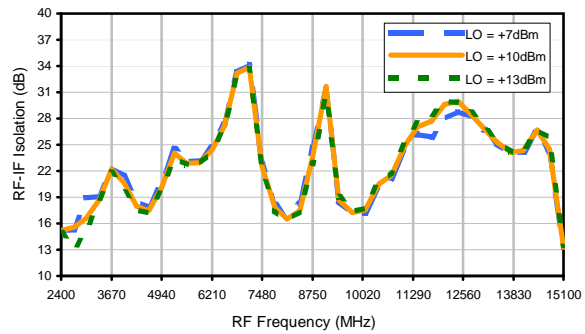
LO-RF Isolation



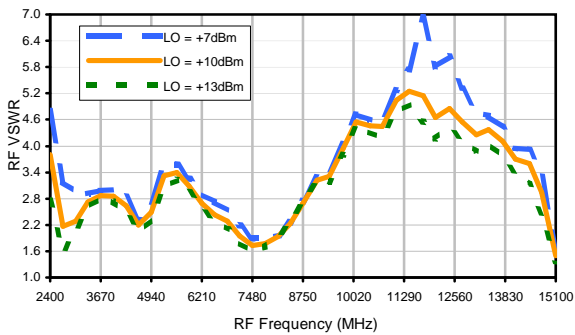
LO-IF Isolation



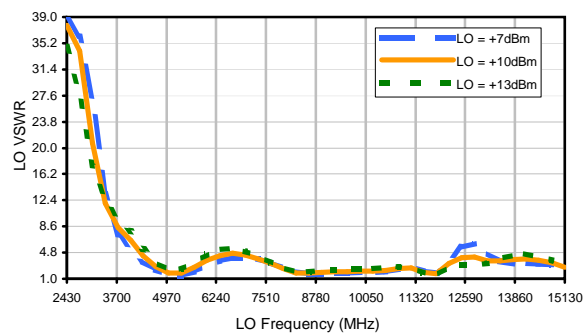
RF-IF Isolation



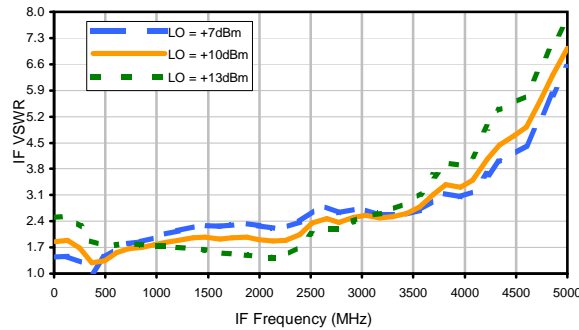
RF VSWR



LO VSWR



IF VSWR



## Harmonics Tables

RF HARMONICS ORDER

	(-dBm)	(-dBc)										
0	-	-	+14	19	5	---	---	---	---	---	---	---
1	-	12	+0	31	24	39	---	---	---	---	---	---
2	81	55	42	45	50	52	47	---	---	---	---	---
3	89	62	66	>72	61	62	68	71	---	---	---	---
4	---	---	>72	>72	>72	>72	>72	>72	>72	---	---	---
5	---	---	---	>72	>72	>72	>72	>72	>72	>72	---	---
6	---	---	---	---	>72	>72	>72	>72	>72	>72	>72	---
7	---	---	---	---	---	>72	>72	>72	>72	>72	>72	>72
8	---	---	---	---	---	---	>72	>72	>72	>72	>72	>72
9	---	---	---	---	---	---	---	>72	>72	>72	>72	>72
10	---	---	---	---	---	---	---	---	>72	>72	>72	>72
	RF CAL	0	1	2	3	4	5	6	7	8	9	10

### LO HARMONICS ORDER

Test conditions: RF IN: 7750 MHz; -12.00 dBm.  
 LO IN: 7780 MHz; +10.00 dBm  
 IF OUT: 30 MHz; -17.92 dBm

RF HARMONICS ORDER

	(-dBm)	(-dBc)										
0	-	-	+4	30	16	---	---	---	---	---	---	---
1	-	12	+0	34	25	45	---	---	---	---	---	---
2	61	44	31	36	42	45	41	---	---	---	---	---
3	63	43	46	55	41	46	53	56	---	---	---	---
4	---	---	68	64	60	55	65	60	57	---	---	---
5	---	---	---	70	81	73	60	59	68	66	---	---
6	---	---	---	---	>82	76	73	71	77	73	72	---
7	---	---	---	---	---	>82	>82	81	73	74	80	75
8	---	---	---	---	---	---	>82	>82	>82	74	>82	>82
9	---	---	---	---	---	---	---	>82	>82	>82	>82	>82
10	---	---	---	---	---	---	---	---	>82	>82	>82	82
	RF CAL	0	1	2	3	4	5	6	7	8	9	10

### LO HARMONICS ORDER

Test conditions: RF IN: 7750 MHz; -2.00 dBm.  
 LO IN: 7780 MHz; +10.00 dBm  
 IF OUT: 30 MHz; -8.17 dBm

- Notes: 1. All Harmonics are in (dBc) relative to IF OUTPUT.  
 2. + entry denotes harmonics are in (dBc) above IF OUTPUT.  
 3. RF Cal represent the Harmonics level of the RF input signal to the mixer.