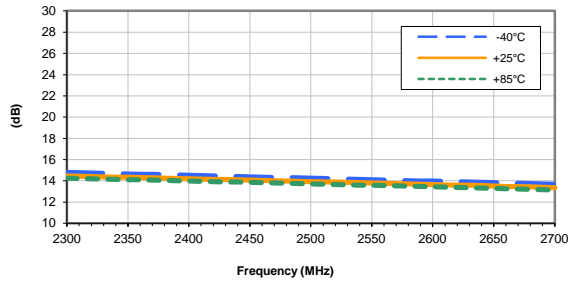


Typical Performance Curves

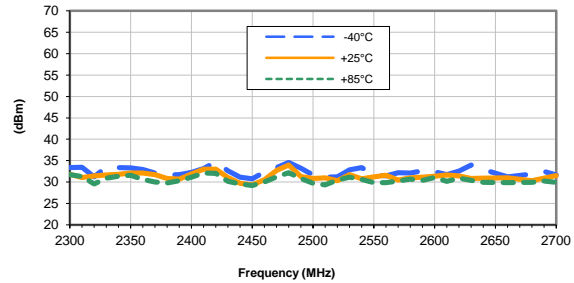
GAIN vs. FREQUENCY & TEMPERATURE

INPUT POWER = -20, VOLTAGE = 5V



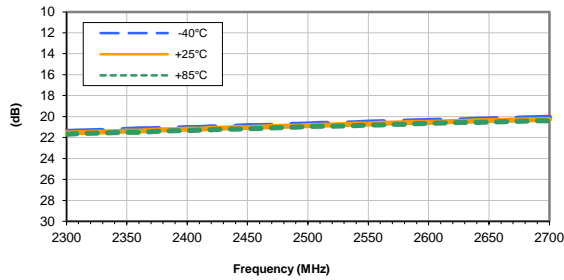
OUTPUT IP3 vs. FREQUENCY & TEMPERATURE

INPUT POWER = -20, VOLTAGE = 5V



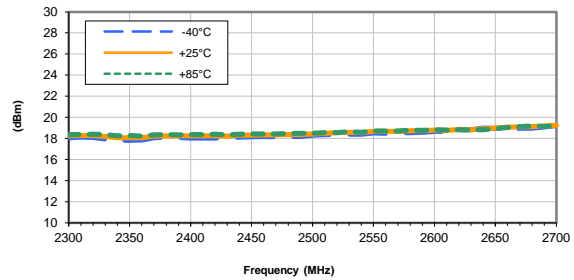
ISOLATION vs. FREQUENCY & TEMPERATURE

INPUT POWER = -20, VOLTAGE = 5V



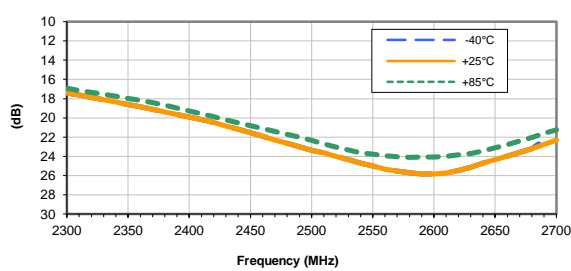
OUTPUT POWER at 1dB COMPRESSION vs. FREQUENCY & TEMPERATURE

VOLTAGE = 5V



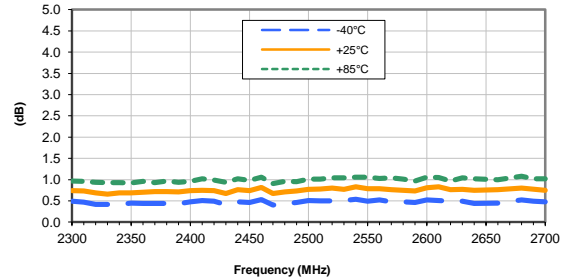
INPUT RETURN LOSS vs. FREQUENCY & TEMPERATURE

INPUT POWER = -20, VOLTAGE = 5V



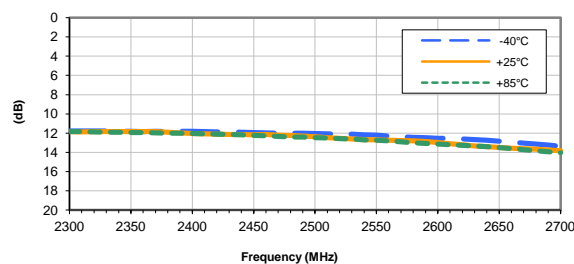
NOISE FIGURE vs. FREQUENCY & TEMPERATURE

VOLTAGE = 5V



OUTPUT RETURN LOSS vs. FREQUENCY & TEMPERATURE

INPUT POWER = -20, VOLTAGE = 5V



ISO 9001 ISO 14001 AS 9100 CERTIFIED

For detailed performance specs & shopping online see web site

P.O. Box 350166, Brooklyn, New York 11235-0003 (718) 934-4500 Fax (718) 332-4661 The Design Engineers Search Engine Provides ACTUAL Data Instantly at minicircuits.com

IF/RF MICROWAVE COMPONENTS

Notes: 1. Performance and quality attributes and conditions not expressly stated in this specification sheet are intended to be excluded and do not form a part of this specification sheet. 2. Electrical specifications and performance data contained herein are based on Mini-Circuits' applicable established test performance criteria and measurement instructions. 3. The parts covered by this specification sheet are subject to Mini-Circuits' standard limited warranty and terms and conditions (collectively, "Standard Terms"). Purchase of this part are entitled to the rights and benefits contained therein. For a full statement of the Standard Terms and the exclusive rights and remedies thereunder, please visit Mini-Circuits' website at www.minicircuits.com/MCStore/terms.jsp.