Amplifier ZX60-362GLN-S+

Typical Performance Curves

GAIN vs. FREQUENCY & TEMPERATURE

INPUT POWER = -25, VOLTAGE = 5V

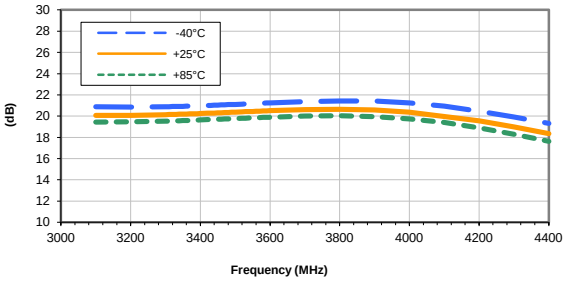

OUTPUT IP3 vs. FREQUENCY & TEMPERATURE

INPUT POWER = -25, VOLTAGE = 5V

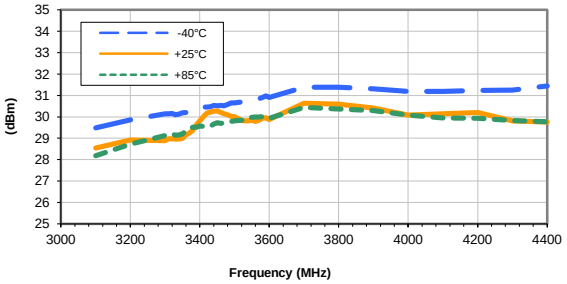

ISOLATION vs. FREQUENCY & TEMPERATURE

INPUT POWER = -25, VOLTAGE = 5V

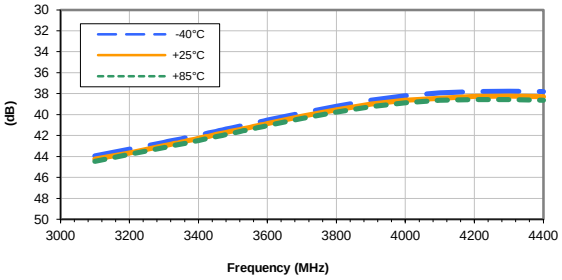

OUTPUT POWER at 1dB COMPRESSION vs. FREQUENCY & TEMPERATURE

VOLTAGE = 5V

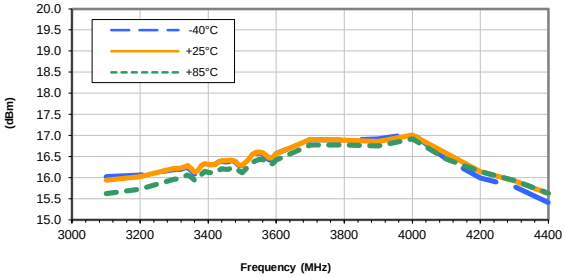

INPUT RETURN LOSS vs. FREQUENCY & TEMPERATURE

INPUT POWER = -25, VOLTAGE = 5V

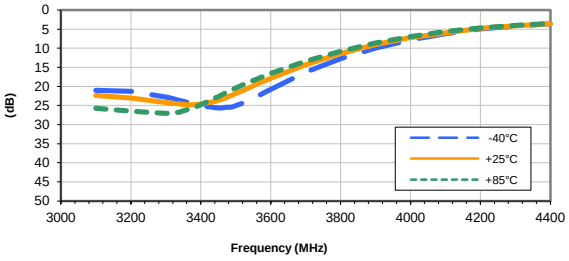

NOISE FIGURE vs. FREQUENCY & TEMPERATURE

VOLTAGE = 5V

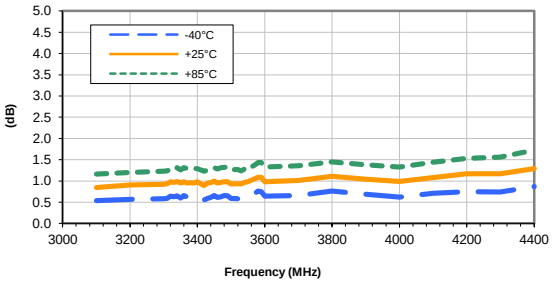

OUTPUT RETURN LOSS vs. FREQUENCY & TEMPERATURE

INPUT POWER = -25, VOLTAGE = 5V

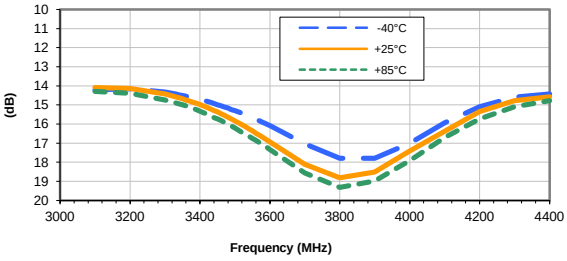

Notes: 1. Performance and quality attributes and conditions not expressly stated in this specification sheet are intended to be excluded and do not form a part of this specification sheet. 2. Electrical specifications and performance data contained herein are based on Mini-Circuit's applicable established test performance criteria and measurement instructions. 3. The parts covered by this specification sheet are subject to Mini-Circuits standard limited warranty and terms and conditions (collectively, "Standard Terms"); Purchasers of this part are entitled to the rights and benefits contained therein. For a full statement of the Standard Terms and the exclusive rights and remedies thereunder, please visit Mini-Circuits' website at www.minicircuits.com/MCLStore/terms.jsp.