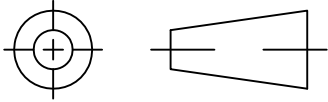


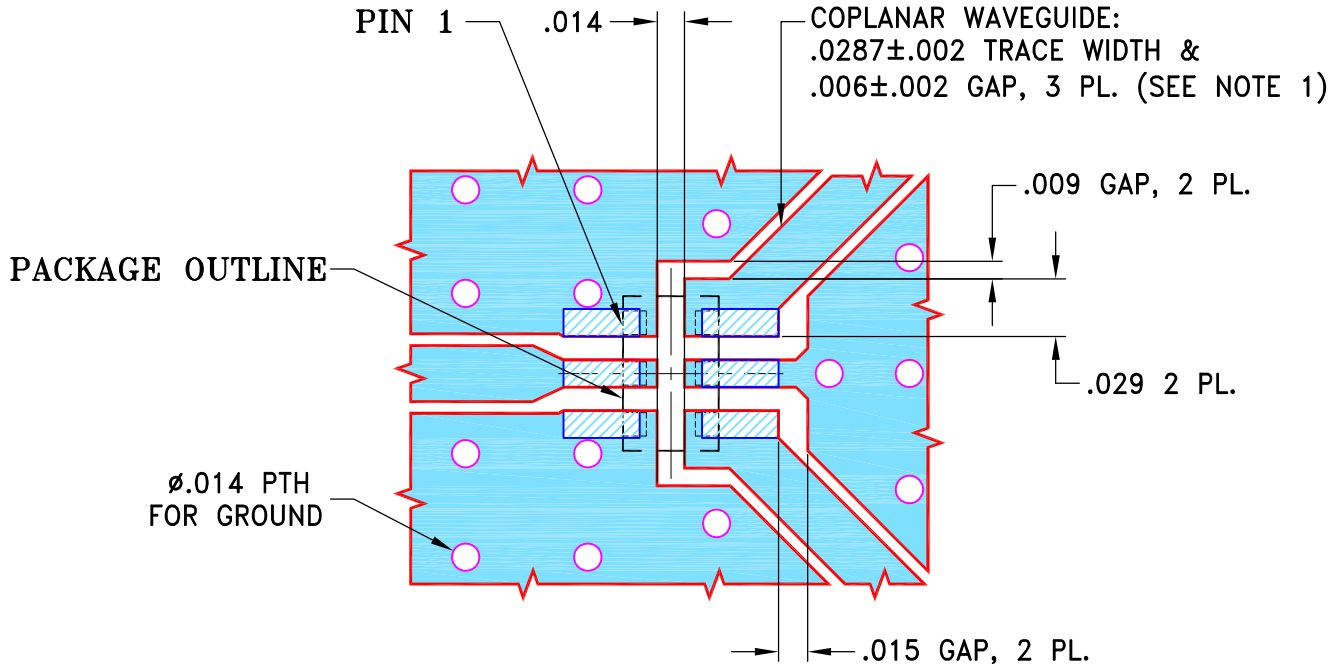
THIRD ANGLE PROJECTION



REVISIONS

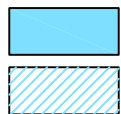
| REV | ECN No. | DESCRIPTION | DATE | DR | AUTH |
|-----|---------|-------------|----------|-----|------|
| OR | M156591 | NEW RELEASE | 06/03/16 | ITG | AVB |
| | | | | | |
| | | | | | |

SUGGESTED MOUNTING CONFIGURATION FOR
GE0805C-10 CASE STYLE, "06DP03" PIN CODE



NOTES:

1. TRACE WIDTH & GAP PARAMETERS ARE SHOWN FOR FR4, GRADE IT-180TC (ITEQ CORP.) WITH DIELECTRIC THICKNESS .037"±.003"; COPPER: 1/2 OZ. EACH SIDE. FOR OTHER MATERIALS TRACE WIDTH AND GAP MAY NEED TO BE MODIFIED.
2. BOTTOM SIDE OF THE PCB IS CONTINUOUS GROUND PLANE.



DENOTES PCB COPPER LAYOUT WITH SMOBC (SOLDER MASK OVER BARE COPPER)

DENOTES COPPER LAND PATTERN FREE OF SOLDER MASK

| UNLESS OTHERWISE SPECIFIED | INITIALS | | DATE |
|------------------------------------------------------------------------------------------------------------------|----------|-----|----------|
| DIMENSIONS ARE IN INCHES TOLERANCES ON: 2 PL DECIMALS ± 3 PL DECIMALS ± .005 ANGLES ± FRACTIONS ± | DRAWN | ITG | 06/03/16 |
| | CHECKED | IL | 06/03/16 |
| | APPROVED | AVB | 06/03/16 |



Mini-Circuits®

13 Neptune Avenue
Brooklyn NY 11235

PL, 06DP03, GE0805C-10, TB-871+

Mini-Circuits®
THIS DOCUMENT AND ITS CONTENTS ARE THE PROPERTY OF MINI-CIRCUITS. EXCEPT FOR USE EXPRESSLY GRANTED, IN WRITING, TO ITS VENDORS, VENDEE AND THE UNITED STATES GOVERNMENT, MINI-CIRCUITS RESERVES ALL PROPRIETARY DESIGN, USE, MANUFACTURING AND REPRODUCTION RIGHTS THERETO. THESE CONTENTS SHALL NOT BE USED, DUPLICATED OR DISCLOSED TO ANY OUTSIDE PARTY, IN WHOLE OR IN PART, WITHOUT WRITTEN PERMISSION OF MINI-CIRCUITS.

| SIZE | CODE IDENT | DRAWING NO: | REV: |
|-------|------------|-------------|--------|
| A | 15542 | 98-PL-489 | OR |
| FILE: | 98PL489 | SCALE: | 10:1 |
| | | SHEET: | 1 OF 1 |