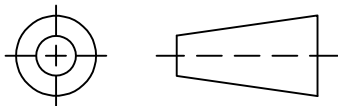


THIRD ANGLE PROJECTION

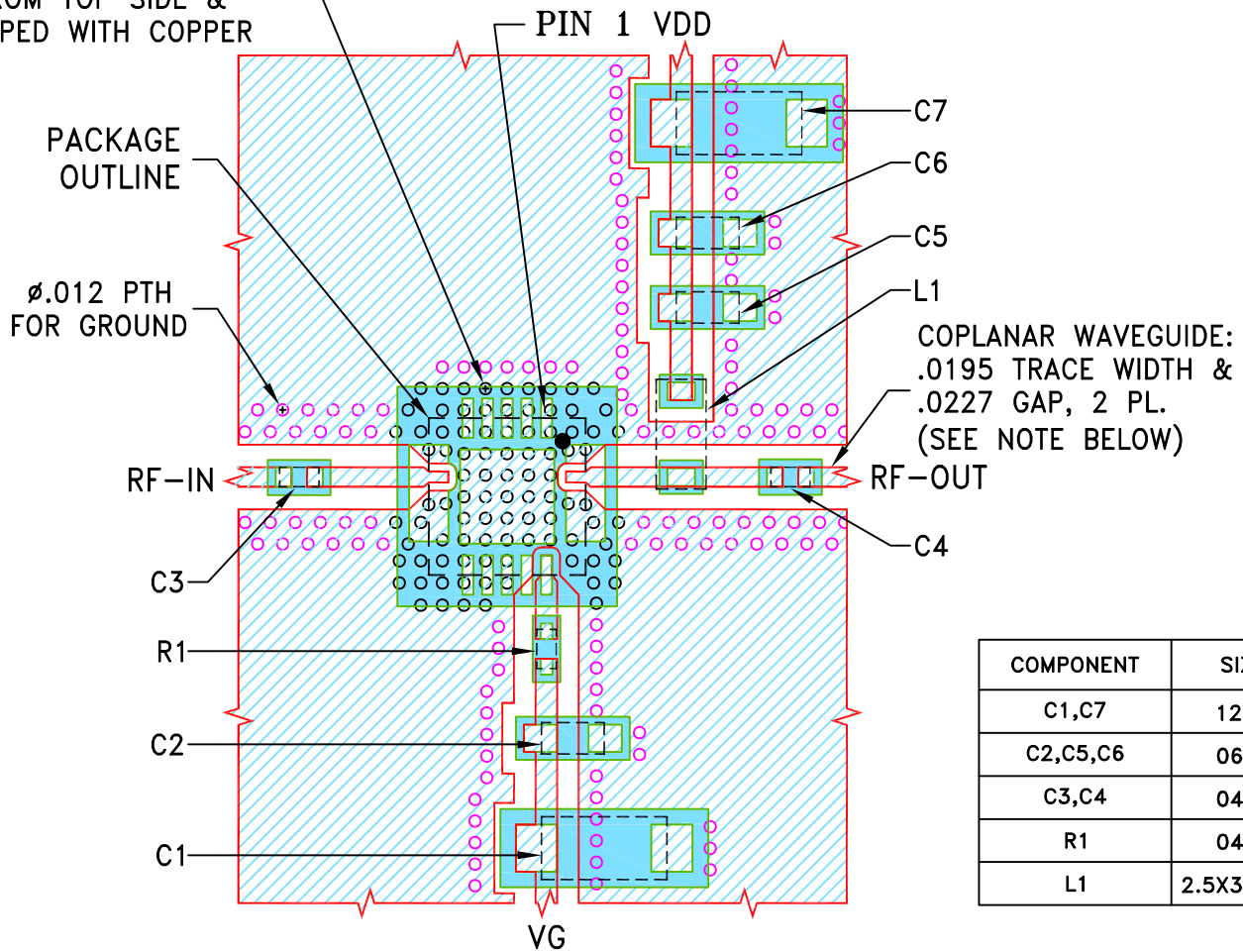


REVISIONS

REV	ECN No.	DESCRIPTION	DATE	DR	AUTH
OR	ECO-016724	NEW RELEASE	02/07/23	ITG	IL

SUGGESTED MOUNTING CONFIGURATION FOR
DG1847-1 CASE STYLE



92X ϕ .012 PTH, PLUGGED
FROM TOP SIDE &
CAPPED WITH COPPER



COMPONENT	SIZE
C1,C7	1206
C2,C5,C6	0603
C3,C4	0402
R1	0402
L1	2.5X3.8mm

NOTES:

1. TRACE WIDTH AND GAP PARAMETERS ARE SHOWN FOR ROGERS R04350B WITH DIELECTRIC THICKNESS .010"; COPPER: 1/2 OZ. EACH SIDE. FOR OTHER MATERIALS TRACE WIDTH AND GAP MAY NEED TO BE MODIFIED.
2. UNIT FOOT PRINT IS OPTIMIZED FOR PERFORMANCE AND IS DIFFERENT FROM CASE STYLE DG1847-1 RECOMMENDATIONS.
3. CHIP COMPONENT FOOT PRINTS SHOWN FOR REFERENCE. FOR COMPONENT VALUES REFER TO TB-AVA-183MP+ OR TB-AVA-183MPC+.
4. BOTTOM SIDE OF THE PCB IS CONTINUOUS GROUND PLANE.

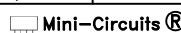
-  DENOTES PCB COPPER LAYOUT WITH SMOBC (SOLDER MASK OVER BARE COPPER).
-  DENOTES COPPER LAND PATTERN FREE OF SOLDER MASK.

UNLESS OTHERWISE SPECIFIED	INITIALS	DATE
DIMENSIONS ARE IN INCHES	ITG	02/06/23
TOLERANCES ON:	GF	02/06/23
2 PL DECIMALS \pm	IL	02/06/23
3 PL DECIMALS \pm .005		
ANGLES \pm		
FRACTIONS \pm		

 **Mini-Circuits[®]** 13 Neptune Avenue
Brooklyn NY 11235

PL, DG1847-1, TB-AVA-183MP(C)+

SIZE	CODE IDENT	DRAWING NO:	REV:
A	15542	98-PL-750	OR
FILE:	98PL750	SCALE:	SHEET:
		5:1	1 OF 1

 Mini-Circuits[®]
THIS DOCUMENT AND ITS CONTENTS ARE THE PROPERTY OF MINI-CIRCUITS. EXCEPT FOR USE EXPRESSLY GRANTED, IN WRITING, TO ITS VENDORS, VENDEE AND THE UNITED STATES GOVERNMENT, MINI-CIRCUITS RESERVES ALL PROPRIETARY DESIGN, USE, MANUFACTURING AND REPRODUCTION RIGHTS THERETO. THESE CONTENTS SHALL NOT BE USED, DUPLICATED OR DISCLOSED TO ANY OUTSIDE PARTY, IN WHOLE OR IN PART, WITHOUT WRITTEN PERMISSION OF MINI-CIRCUITS.