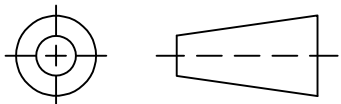


THIRD ANGLE PROJECTION

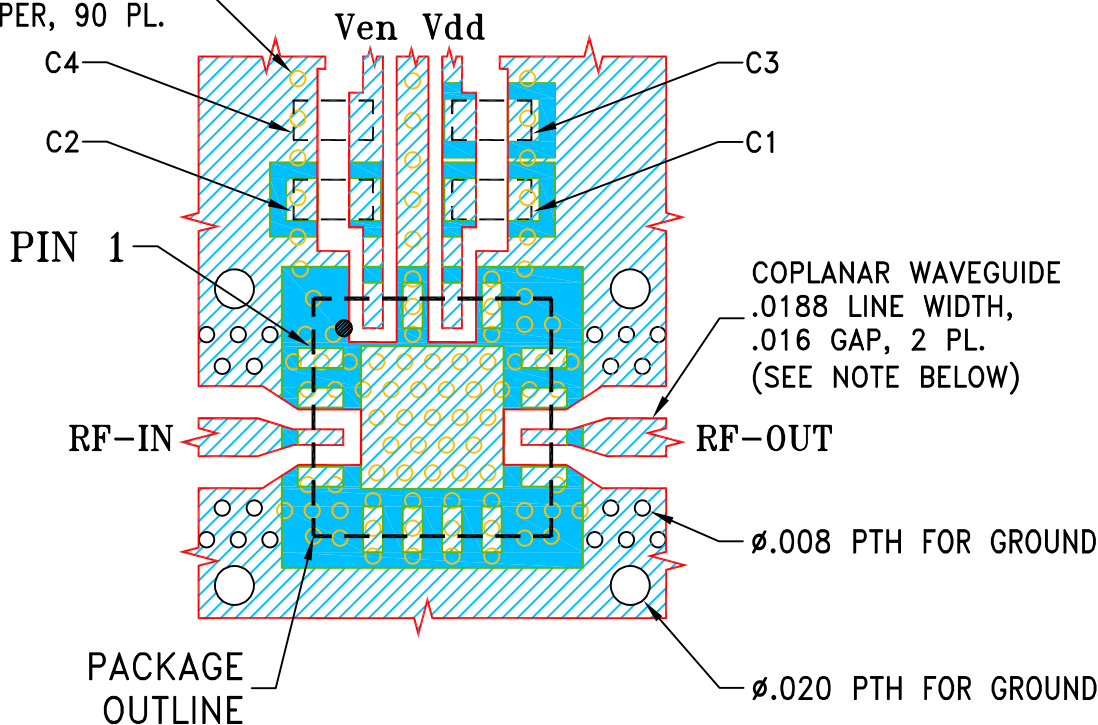


REVISIONS

REV	ECN No.	DESCRIPTION	DATE	DR	AUTH
OR	ECO-021935	NEW RELEASE	06/10/24	GF	IL

SUGGESTED MOUNTING CONFIGURATION FOR
DQ3005 CASE STYLE

∅.008 PTH FOR GROUND,
PLUGGED FROM TOP SIDE
& CAPPED WITH COPPER, 90 PL.




COMPONENT	SIZE
C1,C2,C3,C4	0402

NOTES:

1. TRACE WIDTH AND GAP ARE SHOWN FOR ROGERS R04350B WITH DIELECTRIC THICKNESS .010"; COPPER: 1 OZ. ON EACH SIDE.
FOR OTHER MATERIALS TRACE WIDTH AND GAP MAY NEED TO BE MODIFIED.
2. CHIP COMPONENT FOOT PRINTS SHOWN FOR REFERENCE. FOR COMPONENT VALUES REFER TO TB-PMA3-10203+ OR TB-PMA3-10203C+.
3. BOTTOM SIDE OF THE PCB IS CONTINUOUS GROUND PLANE.



DENOTES PCB COPPER LAYOUT WITH SMOBC (SOLDER MASK OVER BARE COPPER).




DENOTES COPPER LAND PATTERN FREE OF SOLDER MASK.

UNLESS OTHERWISE SPECIFIED	INITIALS	DATE
DIMENSIONS ARE IN INCHES	DRAWN GF	06/07/24
TOLERANCES ON:	CHECKED IL	06/10/24
2 PL DECIMALS ±	APPROVED IL	06/10/24
3 PL DECIMALS ± .005		
ANGLES ±		
FRACTIONS ±		

 **Mini-Circuits®** 13 Neptune Avenue
Brooklyn NY 11235

PL,DQ3005,TB-PMA3-10203+/10203C+

SIZE A	CODE IDENT 15542	DRAWING NO: 98-PL-784	REV: OR
FILE: 98PL784	SCALE: 10:1	SHEET: 1 OF 1	

 Mini-Circuits®
THIS DOCUMENT AND ITS CONTENTS ARE THE PROPERTY OF MINI-CIRCUITS.
EXCEPT FOR USE EXPRESSLY GRANTED, IN WRITING, TO ITS VENDORS, VENDEE
AND THE UNITED STATES GOVERNMENT, MINI-CIRCUITS RESERVES ALL PROPRIETARY
DESIGN, USE, MANUFACTURING AND REPRODUCTION RIGHTS THERETO.
THESE CONTENTS SHALL NOT BE USED, DUPLICATED OR DISCLOSED TO ANY OUTSIDE
PARTY, IN WHOLE OR IN PART, WITHOUT WRITTEN PERMISSION OF MINI-CIRCUITS.