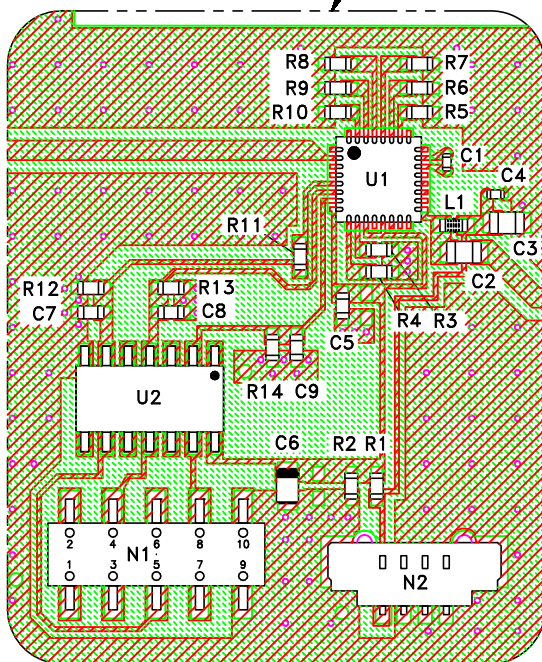
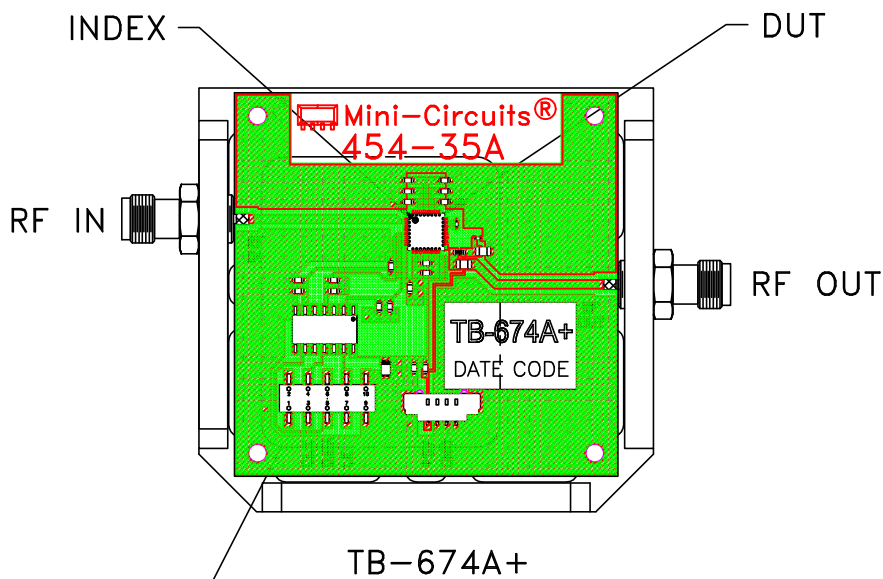



# Evaluation Board and Circuit

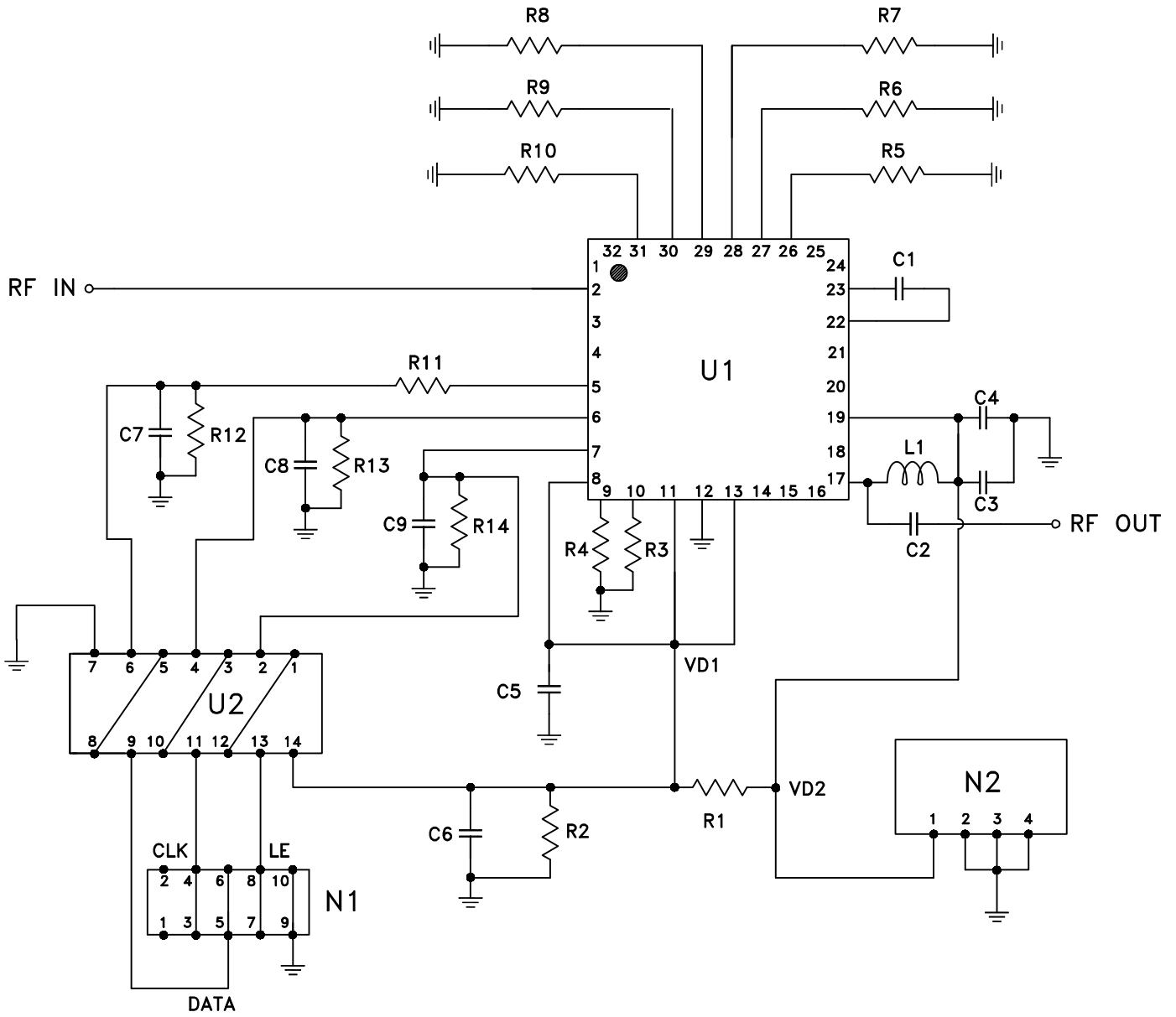


COMPONENT	VALUE/ PART NUMBER	SIZE
U1	DVGA2-33A+	-
U2	Hex Inverting Schmitt Trigger	-
C1	1000 pF	.04 X .02
C2	1000 pF	.08 X .05
C3	1 uF	.08 X .05
C4	100 pF	.04 X .02
C5, C7-C9	100 pF	.06 X .03
C6	.47 uF	.08 X .05
L1	390 nH	.06 X .03
R1	475 Ohm	.06 X .03
R2	681 Ohm	.06 X .03
R3-R14	10 KOhm	.06 X .03
TEST CABLE 1	B66-23+	-
TEST CABLE 2	B66-25+	-

## Notes:

1. Test cables for "N1" and "N2" are included in TB-674A+.
2. The test software is available at:  
Mini-Circuits website: [http://www.minicircuits.com/support/software\\_download.html](http://www.minicircuits.com/support/software_download.html)  
Software name: "Digitel Step Attenuator & DVGA".
3. 50 Ohm SMA Female connectors.
4. PCB Material: FR4 or equivalent,  
Dielectric Constant=4.6, Thickness=.024 inch.

 **Mini-Circuits®**



Schematic Diagram