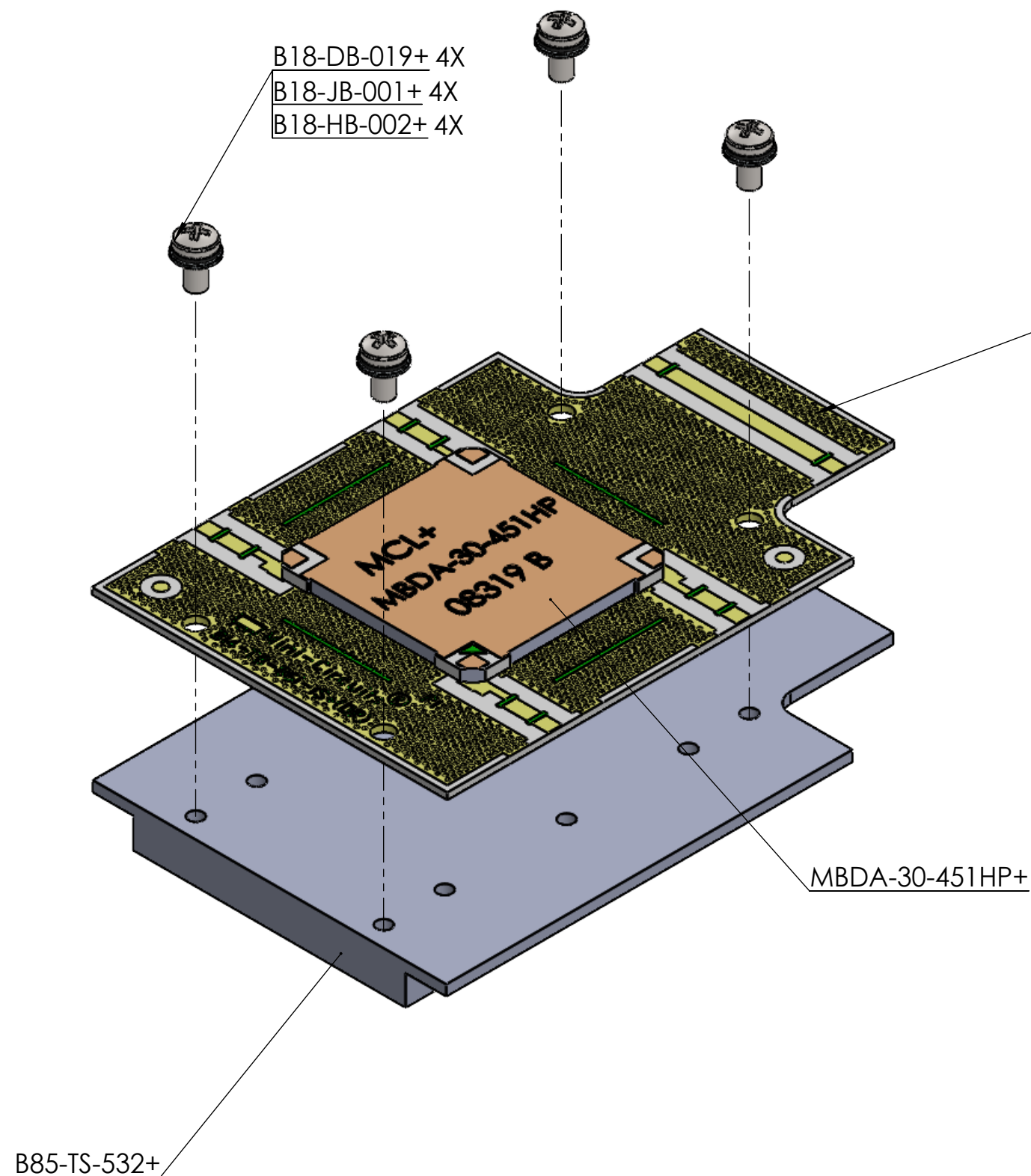


- ASSEMBLY NOTES:
1. DISPENCE SOLDER PASTE ON PCB ACCORDING TO DRAWING.
  2. REFLOW LdFr-245-UUH-ZXC PROGRAM WITH SMALL JIG FIXTURE.

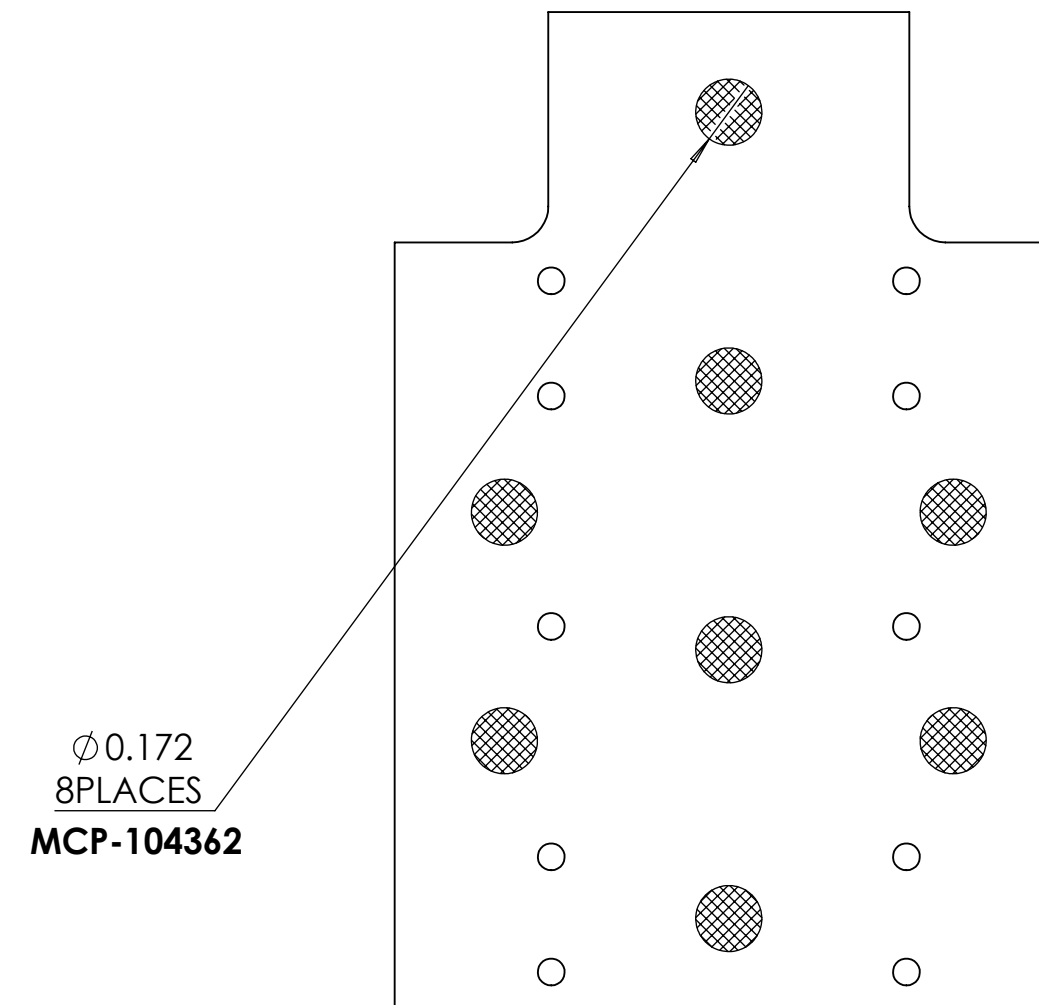
ITEM NO.	PART NUMBER	DESCRIPTION	QTY.
1	B85-TS-532+	SPACER 2.6 X 1.74 X .20 BRASS	1
2	B14-TB-861-1S+	PCB RO4003C 2.6X1.75X.032GS266	1
3	MBDA-30-451HP+	BI DIR COUP / SURF MT /	1
4	B18-DB-019+	SCREW PN HD #2-56 3/16"LG RoHS	4
5	B18-JB-001+	WASHER SPLIT LOCK #2 ROHS	8
6	B18-HB-002+	WASHER FL#2 OD.187/ID.096 RoHS	8
7	B20-14-F34+	CONN SMA-F END LAUNCH A .089"	6
8	B13-3902-1+	HTSK, BLK ANDZ 3.00X2.60X1.00	1
9	B18-DB-038+	SCREW PAN HD #2-56 3/8"LG ROHS	4
10	B16-10-53+	SIL THRM LBL .60X 1.10 RoHS	1

UNLESS OTHERWISE SPECIFIED		INITIALS		DATE	MODEL:	<b>Mini-Circuits Israel</b>				
DIMENSIONS ARE IN INCHES (MM)		DRAWN	AL	13 Jan 2025	<i>TB-MBDA30451HP+</i>					
TOLERANCES ON:		CHECKED	PG	13 Jan 2025						
2 PL DECIMALS ± .01		APPROVED	HH	13 Jan 2025						
3 PL DECIMALS ± .005					<b>ASSEMBLY DRAWING EVALUATION BOARD FOR MBDA-30-451HP+</b>					
ANGLES ± 1°										
FRACTIONS ± 1/32"										
<b>Mini-Circuits Israel</b>						SIZE <b>B</b>		CODE IDENT <b>15542</b>	DRAWING NO: <b>TB-MBDA30451HP+-20</b>	REV: <b>A0</b>
THIS DOCUMENT AND ITS CONTENTS ARE THE PROPERTY OF MINI-CIRCUITS ISRAEL LTD. EXCEPT FOR USE EXPRESSLY GRANTED, IN WRITING, TO ITS VENDORS, VENDEE AND THE ISRAELI GOVERNMENT. MINI-CIRCUITS ISRAEL LTD RESERVES ALL PROPRIETARY DESIGN, USE, MANUFACTURING AND REPRODUCTION RIGHTS THERETO. THESE CONTENTS SHALL NOT BE USED, DUPLICATED OR DISCLOSED TO ANY OUTSIDE PARTY, IN WHOLE OR IN PART, WITHOUT WRITTEN PERMISSION OF MINI-CIRCUITS ISRAEL LTD.						FILE: <b>TB-MBDA30451HP+(A0)</b>		SCALE: <b>1:1</b>	SHEET: <b>1 OF 4</b>	

<b>THIRD ANGLE PROJECTION</b>					
A0	ECO-024068	NEW RELEASE	13 JAN 2025	AL	PG
REV	ECO No.	DESCRIPTION	DATE	DR	AUTH
REVISIONS					



## TOP VIEW SOLDER PASTE LOCATION ON PCB



### ASSEMBLY NOTES:

1. DISPENCE SOLDER DOTS AS SHOWN.
2. PUT PCB ON CARRIER.
3. IN ORER TO PREVENT MISALIGNMENT OF THE PCB USE SCREWS TO SECURE THE PCB.

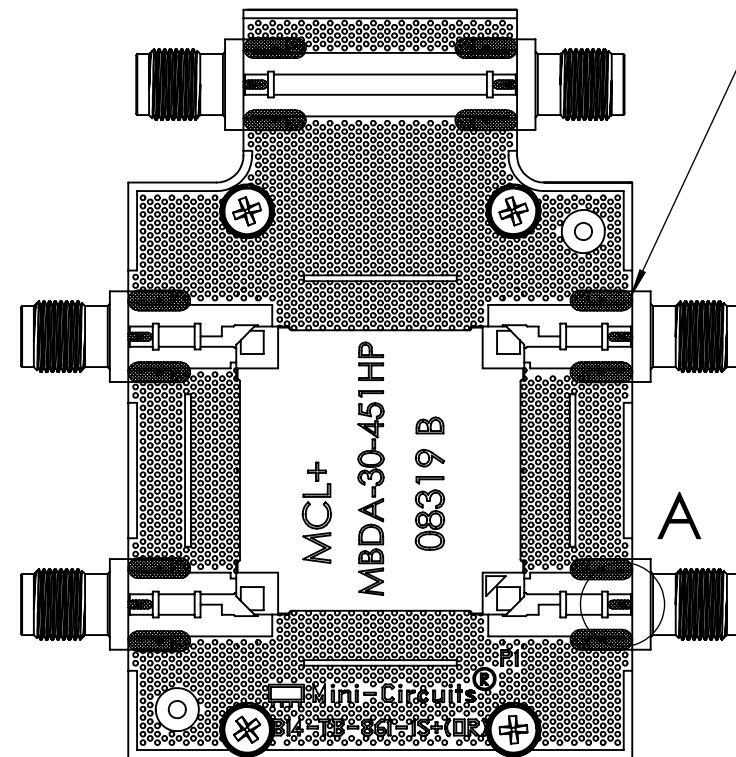
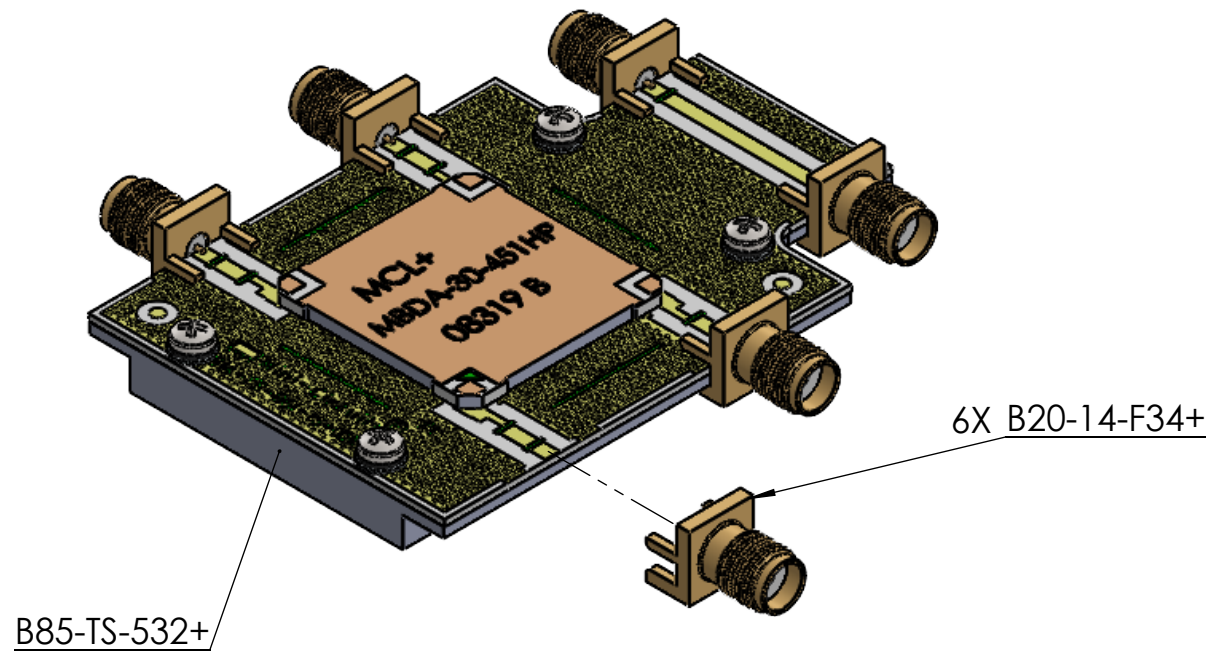


THIS DOCUMENT AND ITS CONTENTS ARE THE PROPERTY OF MINI-CIRCUITS ISRAEL LTD. EXCEPT FOR USE EXPRESSLY GRANTED, IN WRITING, TO ITS VENDORS, VENDEE AND THE ISRAELI GOVERNMENT. MINI-CIRCUITS ISRAEL LTD RESERVES ALL PROPRIETARY DESIGN, USE, MANUFACTURING AND REPRODUCTION RIGHTS THERETO. THESE CONTENTS SHALL NOT BE USED, DUPLICATED OR DISCLOSED TO ANY OUTSIDE PARTY, IN WHOLE OR IN PART, WITHOUT WRITTEN PERMISSION OF MINI-CIRCUITS ISRAEL LTD.

ALL DIMENSIONS ARE IN INCHES EXCEPT OTHERWISE SPECIFIED

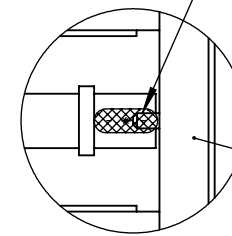
SIZE	CODE IDENT	DRAWING NO:	REV:
B	15542	TB-MBDA30451HP+-20	A0
FILE: TB-MBDA30451HP+(A0)		SCALE: 2:1	SHEET: 2 OF 4





SOLDER CONNECTORS  
FOR GROUNDING  
**MCP-5063**

MANUALLY SOLDER PINS  
TO PCB 6 PLACES  
**MCP-5063**

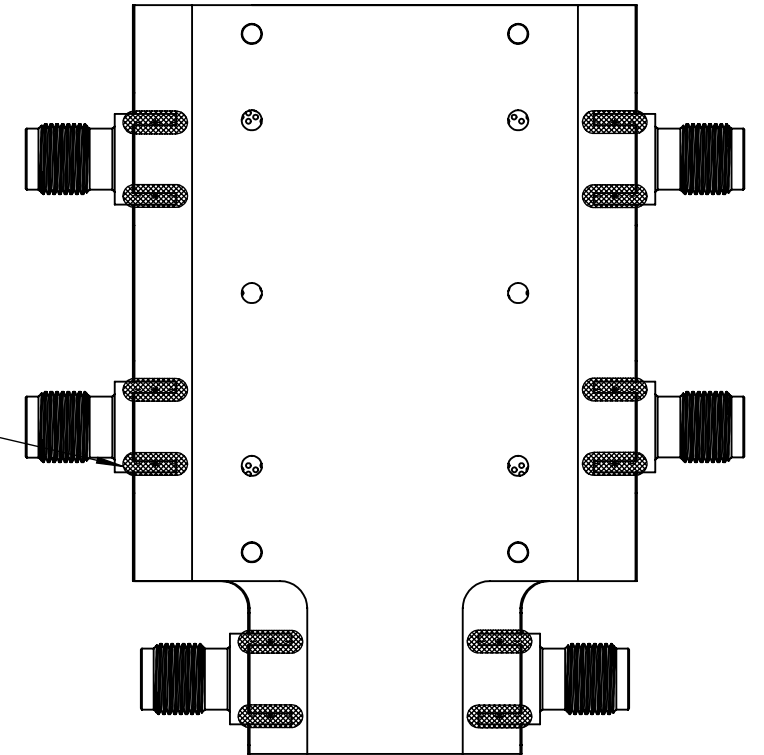


CONNECTOR


DETAIL A

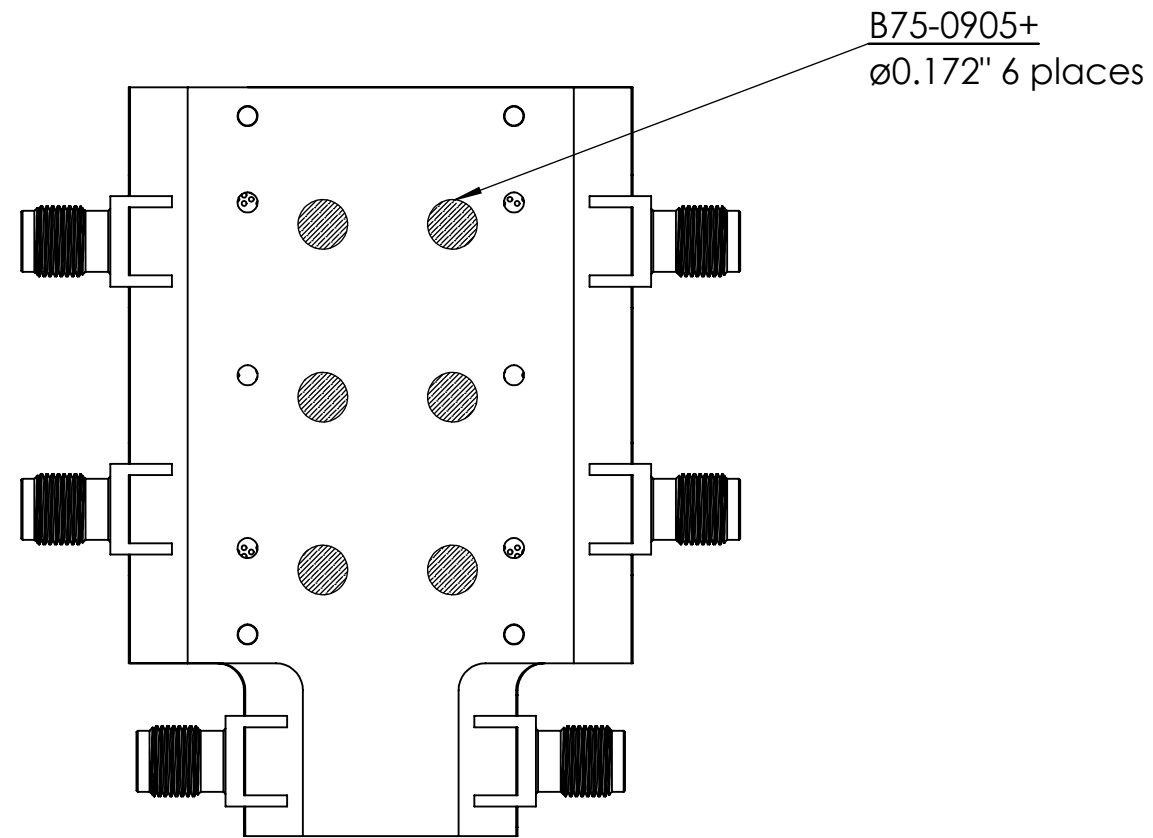
SCALE 4 : 1

BOTTOM VIEW

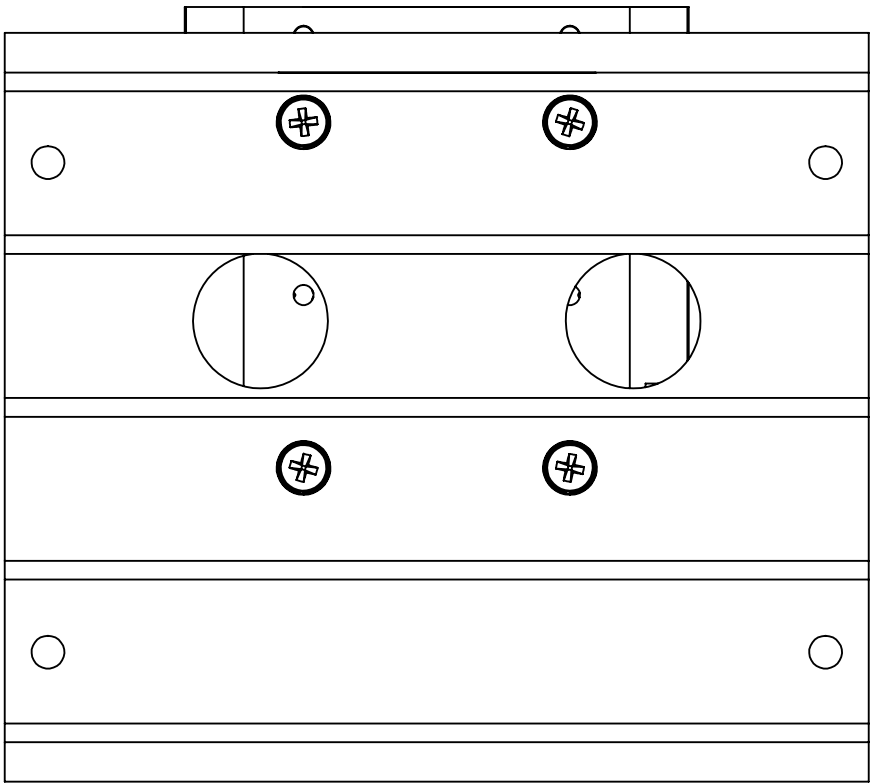
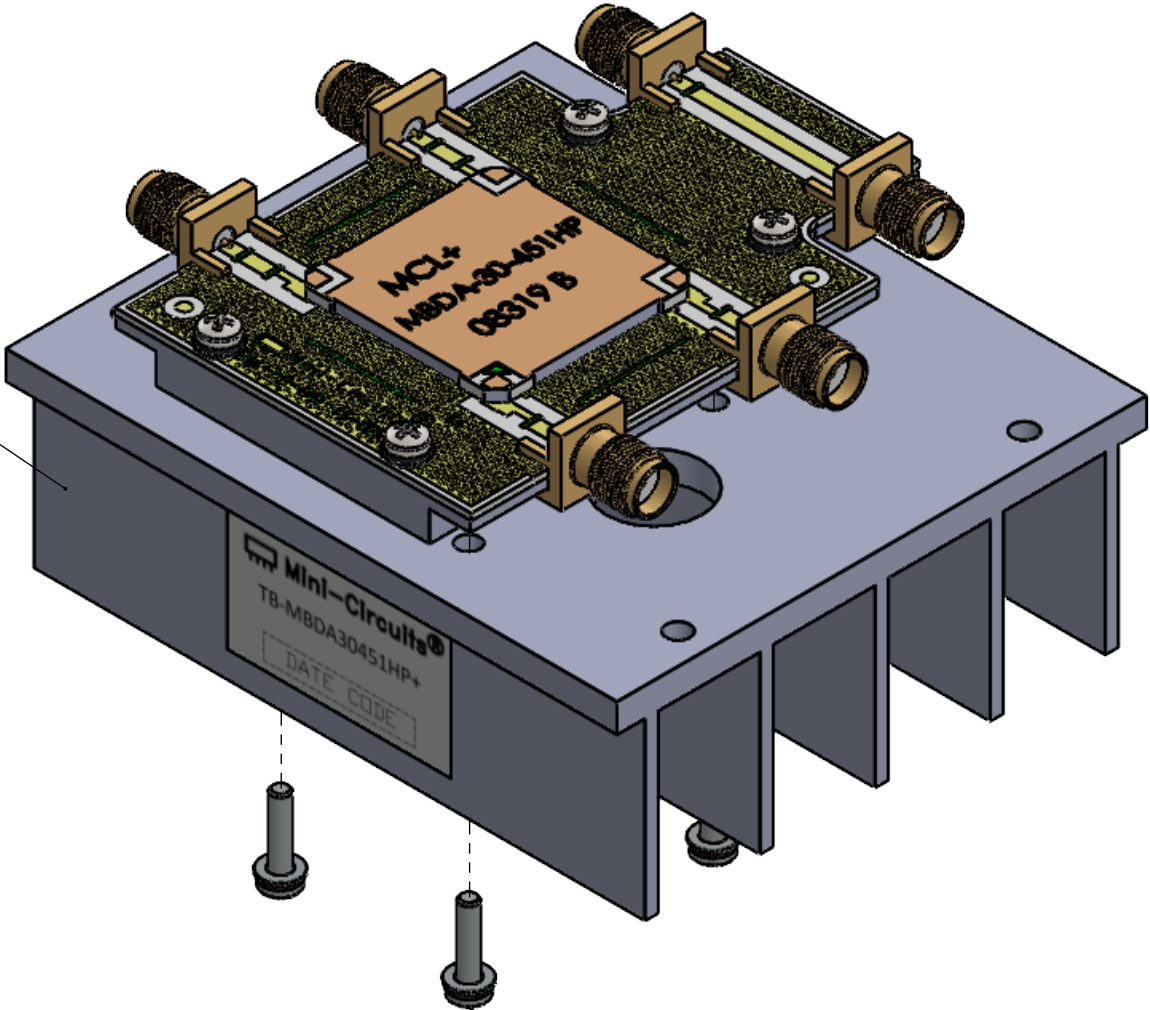


- ASSEMBLY NOTES:  
TO PREVENT GAP BETWEEN CONNECTOR FORK AND PCB,  
FOLLOW THESE ASSEMBLY STEPS:
1. SOLDER CONNECTOR FORK ON TOP SIDE OF PCB.
  2. SOLDER CONNECTOR FORK ON BOTTOM SIDE OF ASSEMBLY.
  3. SOLDER CONNECTOR CENTER PIN ON TOP SIDE OF PCB.

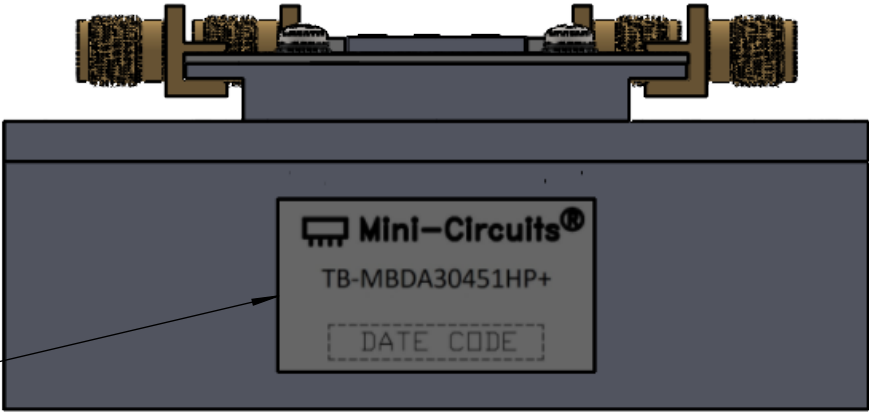
<div></div> <div>THIS DOCUMENT AND ITS CONTENTS ARE THE PROPERTY OF MINI-CIRCUITS ISRAEL LTD. EXCEPT FOR USE EXPRESSLY GRANTED, IN WRITING, TO ITS VENDORS, VENDEE AND THE ISRAELI GOVERNMENT. MINI-CIRCUITS ISRAEL LTD RESERVES ALL PROPRIETARY DESIGN, USE, MANUFACTURING AND REPRODUCTION RIGHTS THERETO. THESE CONTENTS SHALL NOT BE USED, DUPLICATED OR DISCLOSED TO ANY OUTSIDE PARTY, IN WHOLE OR IN PART, WITHOUT WRITTEN PERMISSION OF MINI-CIRCUITS ISRAEL LTD.</div>	ALL DIMENSIONS ARE IN INCHES EXCEPT OTHERWISE SPECIFIED			
	SIZE B	CODE IDENT 15542	DRAWING NO: TB-MBDA30451HP+-20	REV: A0
	FILE: TB-MBDA30451HP+(A0)		SCALE: 1:1	SHEET: 3 OF 4



B13-3902-1+



B16-10-53+



		ALL DIMENSIONS ARE IN INCHES EXCEPT OTHERWISE SPECIFIED		
THIS DOCUMENT AND ITS CONTENTS ARE THE PROPERTY OF MINI-CIRCUITS ISRAEL LTD. EXCEPT FOR USE EXPRESSLY GRANTED, IN WRITING, TO ITS VENDORS, VENDEE AND THE ISRAELI GOVERNMENT. MINI-CIRCUITS ISRAEL LTD RESERVES ALL PROPRIETARY DESIGN, USE, MANUFACTURING AND REPRODUCTION RIGHTS THERETO. THESE CONTENTS SHALL NOT BE USED, DUPLICATED OR DISCLOSED TO ANY OUTSIDE PARTY, IN WHOLE OR IN PART, WITHOUT WRITTEN PERMISSION OF MINI-CIRCUITS ISRAEL LTD.		SIZE B	CODE IDENT 15542	DRAWING NO: TB-MBDA30451HP+-20
		FILE: TB-MBDA30451HP+(A0)	SCALE: 1:1	REV: A0
		SHEET: 4 OF 4		