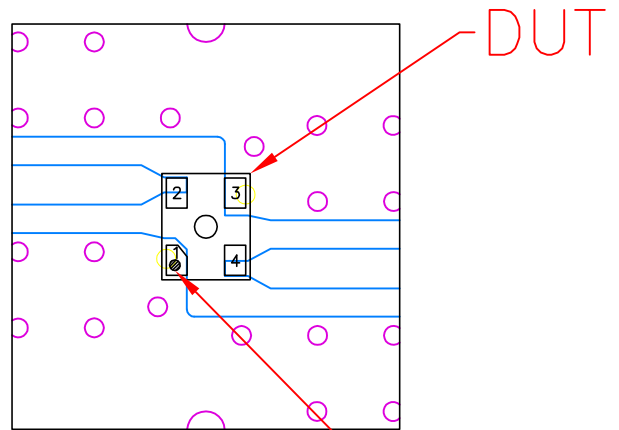
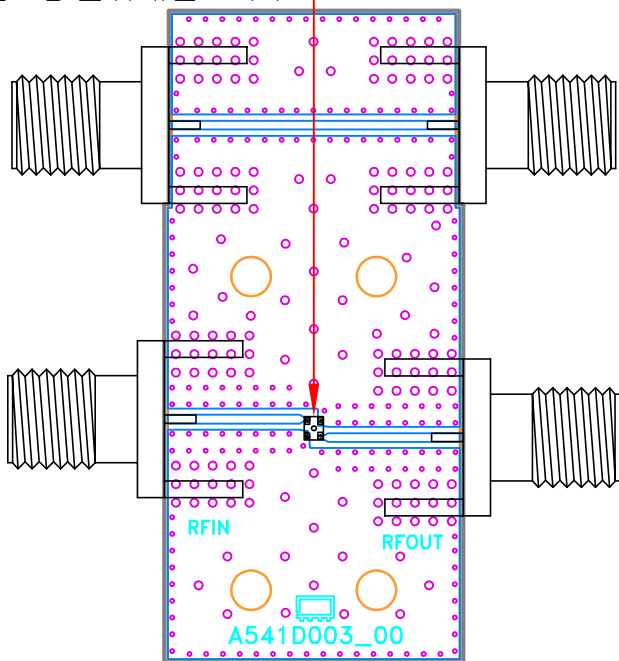
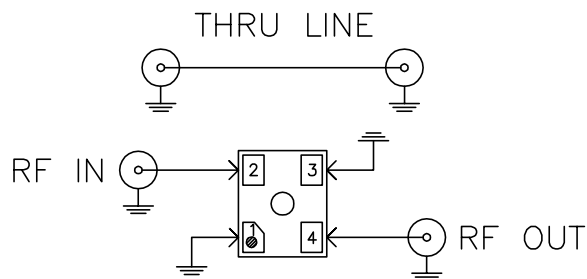


Evaluation Board and Circuit

SEE DETAIL "A"



DETAIL "A"
(SCALE 5:1)




SCHEMATIC DIAGRAM
(SCALE 5:1)

Function	Pad
RF IN	2
RF OUT	4
GND	1,3

Notes:

1. 50 Ohm SMA Female Connectors.
2. PCB Material: Roger R04350B or equivalent,
Dielectric constant=3.5, Thickness=0.01 inch

 **Mini-Circuits®**