



Mini-Circuits

COAXIAL

## Adapter

185FR-24F+

50Ω DC to 50 GHz Right-Angle 1.85 mm-Female to 2.4 mm-Female

## KEY FEATURES

- Ultra-Wideband, DC to 50 GHz
- Low Insertion Loss, 0.17 dB Typ.
- Excellent VSWR, 1.11:1 Typ.
- Right-Angle Body



Generic photo used for illustration purposes only

## PRODUCT OVERVIEW

Mini-Circuits' 185FR-24F+ is a coaxial 1.85 mm Female Right-Angle to 2.4 mm Female adapter supporting a wide range of applications from DC to 50 GHz. This model provides excellent VSWR and low insertion loss versus frequency. The 185FR-24F+ features passivated stainless-steel construction and measures only 0.703" in length. These adapters are used to enable connections between connector types that would otherwise not mate.

ELECTRICAL SPECIFICATIONS<sup>1</sup> AT +25 °C

Parameter	Frequency (GHz)	Min.	Typ.	Max.	Units
Frequency Range	-	DC	-	50	GHz
Insertion Loss	DC-10	-	0.09	0.52	dB
	10-20	-	0.13	0.52	
	20-30	-	0.17	0.52	
	30-40	-	0.22	0.52	
	40-50	-	0.25	0.52	
VSWR	DC-10	-	1.05	1.35	:1
	10-20	-	1.05	1.35	
	20-30	-	1.10	1.35	
	30-40	-	1.15	1.37	
	40-50	-	1.10	1.37	

1. Specifications are tested to minimum frequency of 0.01 GHz.

ABSOLUTE MAXIMUM RATINGS<sup>2</sup>

Operating Case Temperature	-45 °C to +125 °C
Storage Temperature	-45 °C to +125 °C

2. Permanent damage may occur if any of these limits are exceeded.





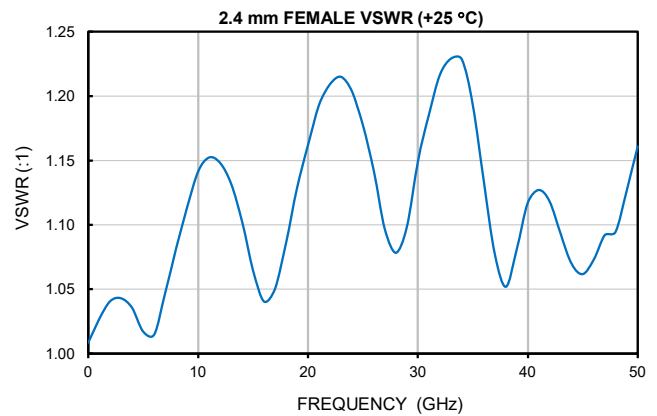
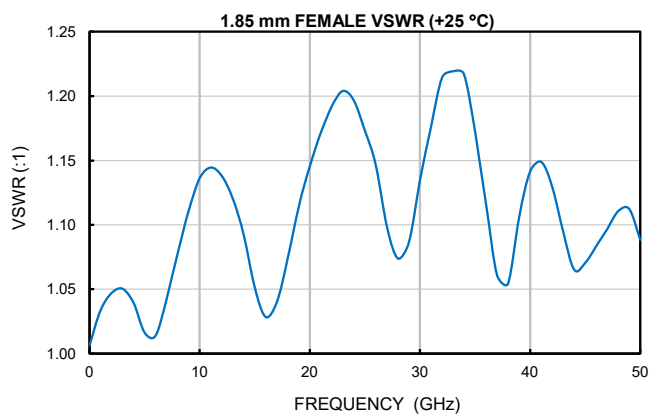
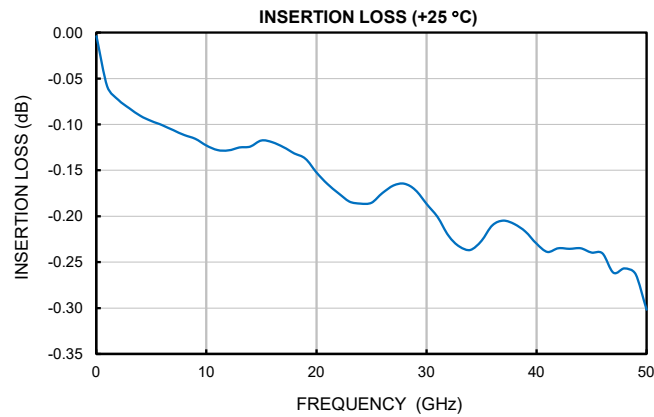
COAXIAL

# Adapter

**185FR-24F+**

50 $\Omega$  DC to 50 GHz Right-Angle 1.85 mm-Female to 2.4 mm-Female

## TYPICAL PERFORMANCE GRAPHS





Mini-Circuits

COAXIAL

# Adapter

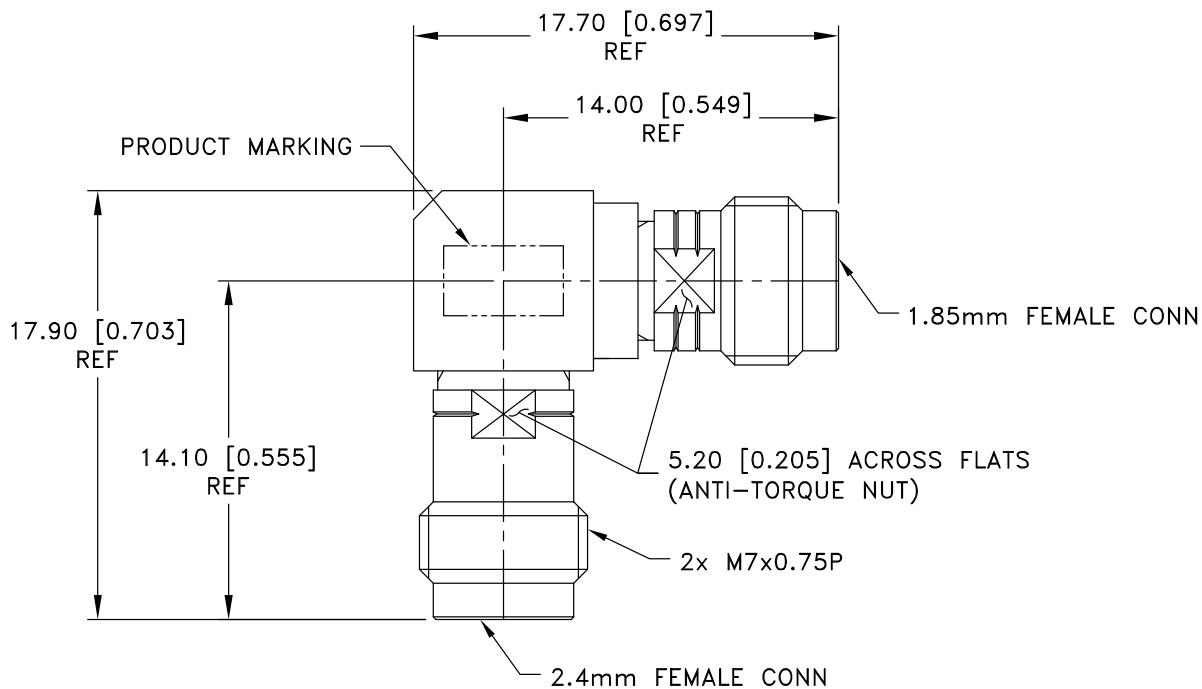
**185FR-24F+**

50Ω DC to 50 GHz Right-Angle 1.85 mm-Female to 2.4 mm-Female

## CONNECTOR SPECIFICATIONS

Description	Connector 1	Connector 2
Connector Type	1.85 mm-Female	2.4 mm-Female
Orientation	Right-Angle	Straight

## CASE STYLE DRAWING



Weight: 6.7 grams

Dimensions are in mm [inches]. Tolerances: 2 Pl.±0.20 mm

**PRODUCT MARKING\*:** 185FR-24F+

\* Marking may contain other features or characters for internal lot control.





ADDITIONAL DETAILED INFORMATION IS AVAILABLE ON OUR DASHBOARD

[CLICK HERE](#)

Performance Data & Graphs	Data
	Graphs
	S-Parameter (S2P Files) Data Set (.zip file)
Case Style	DJ3734-4
RoHS Status	Compliant
Environmental Ratings	ENV152

## NOTES

- A. Performance and quality attributes and conditions not expressly stated in this specification document are intended to be excluded and do not form a part of this specification document.
- B. Electrical specifications and performance data contained in this specification document are based on Mini-Circuit's applicable established test performance criteria and measurement instructions.
- C. The parts covered by this specification document are subject to Mini-Circuits standard limited warranty and terms and conditions (collectively, "Standard Terms"); Purchasers of this part are entitled to the rights and benefits contained therein. For a full statement of the standard terms and the exclusive rights and remedies thereunder, please visit Mini-Circuits' website at [www.minicircuits.com/terms/viewterm.html](http://www.minicircuits.com/terms/viewterm.html)