



Mini-Circuits®

COAXIAL

Precision Fixed Attenuator

BW-S5W2+

50Ω 2 W 5 dB DC to 18 GHz SMA-Female to SMA-Male

FEATURES

- DC to 18 GHz
- Precision Attenuation
- Excellent VSWR, 1.20 Typ.
- Stainless Steel SMA Male and Female Connectors

APPLICATIONS

- Impedance Matching
- Instrumentation
- Test Setups



Generic photo used for illustration purposes only

Model No.	BW-S5W2+
Case Style	FF658
Connectors	SMA-Female to SMA-Male

+RoHS Compliant

The +Suffix identifies RoHS Compliance.
See our website for methodologies and qualifications

ELECTRICAL SPECIFICATIONS AT +25°C

Parameter	Frequency (GHz)	Min.	Typ.	Max.	Unit
Frequency Range		DC		18	GHz
Attenuation, Nominal			5		dB
Attenuation, Accuracy ¹	DC - 18		±0.40		dB
VSWR ²	DC - 4			1.20	:1
	4 - 8			1.25	
	8 - 12.4			1.30	
Input Power ³				2.0	W

1. At +25°C, accuracy includes frequency and power variations. Accuracy extends to ±0.6 dB above 12.4 GHz. Temperature coefficient for attenuation: .0004 dB/dB/°C typ.

2. VSWR from 12.4 to 18 GHz, 1.6:1 typ.

3. Average power at +25°C ambient, derate linearly to 0.5 W at +100°C. Peak Power 125 W max. 5 μsec. pulse width, 100 Hz PRF.

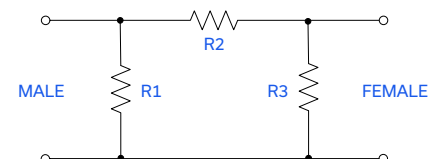
ABSOLUTE MAXIMUM RATINGS

Parameter	Ratings
Operating Temperature	-55°C to +100°C
Storage Temperature ⁴	-55°C to +100°C

4. With mated connectors. Unmated, +85°C max.

Permanent damage may occur if any of these limits are exceeded.

ELECTRICAL SCHEMATIC



REV. G
ECO-024322
BW-S5W2+
MCL NY
250127





Mini-Circuits

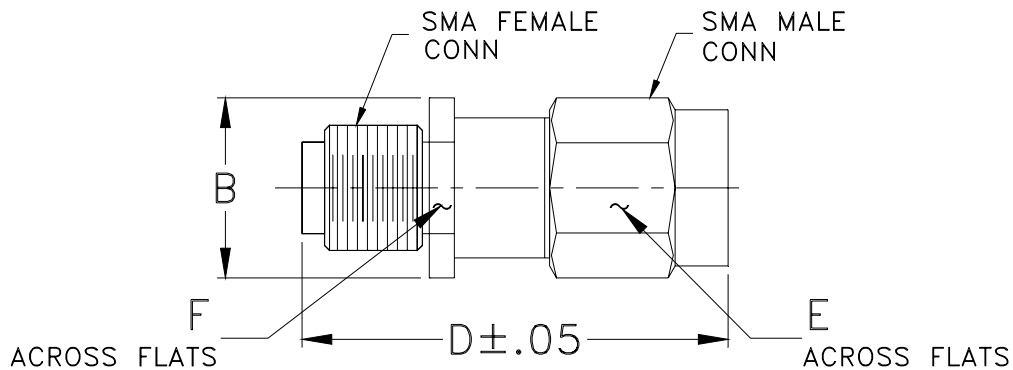
COAXIAL

Precision Fixed Attenuator

BW-S5W2+

50Ω 2 W 5 dB DC to 18 GHz SMA-Female to SMA-Male

OUTLINE DRAWING



OUTLINE DIMENSIONS (Inch mm)

B	D	E	F	wt
.36	.85	.312	.312	grams
9.14	21.59	7.92	7.92	4.3



Mini-Circuits

COAXIAL

Precision Fixed Attenuator

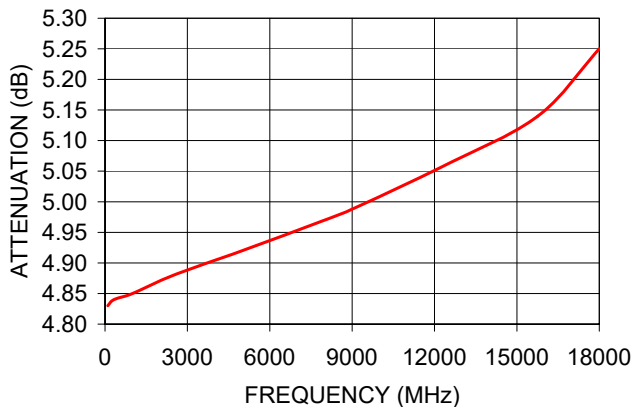
BW-S5W2+

50Ω 2 W 5 dB DC to 18 GHz SMA-Female to SMA-Male

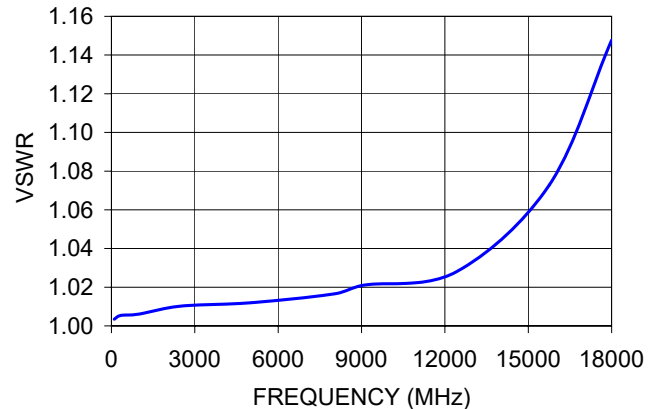
TYPICAL PERFORMANCE DATA AND CHARTS

Frequency (MHz)	Attenuation (dB)	VSWR (:1)
100.00	4.83	1.00
325.00	4.84	1.01
1000.00	4.85	1.01
2500.00	4.88	1.01
5000.00	4.92	1.01
8000.00	4.97	1.02
9100.00	4.99	1.02
12400.00	5.06	1.03
15760.00	5.14	1.07
18000.00	5.25	1.15

BW-S5W2+
ATTENUATION



BW-S5W2+
VSWR



NOTES

- Performance and quality attributes and conditions not expressly stated in this specification document are intended to be excluded and do not form a part of this specification document.
- Electrical specifications and performance data contained in this specification document are based on Mini-Circuits' applicable established test performance criteria and measurement instructions.
- The parts covered by this specification document are subject to Mini-Circuits' standard limited warranty and terms and conditions (collectively, "Standard Terms"); Purchasers of this part are entitled to the rights and benefits contained therein. For a full statement of the standard terms and the exclusive rights and remedies thereunder, please visit Mini-Circuits' website at www.minicircuits.com/terms/viewterm.html

