

Coaxial, Millimeter Wave

Precision Fixed Attenuator

BW-VX-1W54+ Series

50Ω 1W 3,6,10,20 dB DC to 50 GHz

The Big Deal

- Extremely wideband, DC to 50 GHz
- 2.4mm Female - 2.4 mm Male
- Excellent VSWR



CASE STYLE: DJ2264

Product Overview

The BW-VX-1W54+ Series of precision fixed attenuators achieves extremely wide frequency range with excellent VSWR. Available in a variety of attenuation values for different requirements, these units support a broad range of system and testing applications. Precise performance, excellent VSWR (1.2:1 typ.) and wide band features make these models ideal solutions for systems requiring precise attenuation across very wide frequency range.

Key Features

Feature	Advantages
Extremely wideband, DC to 50 GHz	Ideal for an exceptionally wide variety of applications.
Excellent VSWR, 1.20 typ.	Efficient power utilization with low power reflected back to source.
Passivated stainless steel connectors	Rugged construction withstands harsh environmental conditions for high reliability and long life of use.

Notes

- A. Performance and quality attributes and conditions not expressly stated in this specification document are intended to be excluded and do not form a part of this specification document.
B. Electrical specifications and performance data contained in this specification document are based on Mini-Circuit's applicable established test performance criteria and measurement instructions.
C. The parts covered by this specification document are subject to Mini-Circuits standard limited warranty and terms and conditions (collectively, "Standard Terms"); Purchasers of this part are entitled to the rights and benefits contained therein. For a full statement of the Standard Terms and the exclusive rights and remedies thereunder, please visit Mini-Circuits' website at www.minicircuits.com/MCLStore/terms.jsp



Precision Fixed Attenuator

BW-V6-1W54+

50Ω 1W 6dB DC to 50 GHz

Maximum Ratings

Operating Temperature	-55°C to 100°C
Storage Temperature	-55°C to 100°C

Permanent damage may occur if any of these limits are exceeded.

Features

- DC to 50 GHz
- precise attenuation
- excellent VSWR, 1.20 typ.
- passivated stainless steel connectors



CASE STYLE: DJ2264

Connectors	Model
2.4mm-Female - 2.4mm Male	BW-V6-1W54+

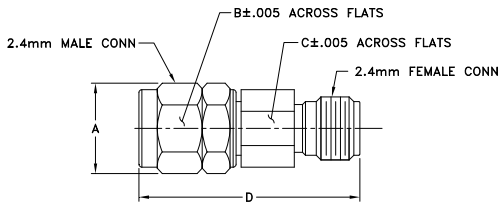
+RoHS Compliant

The +Suffix identifies RoHS Compliance. See our web site for RoHS Compliance methodologies and qualifications

Applications

- matching
- instrumentation
- test set-ups

Outline Drawing



Outline Dimensions (inch/mm)

A	B	C	D	E	wt
0.360	0.312	0.281	0.871	--	grams
9.14	7.93	7.14	22.12	--	5.44

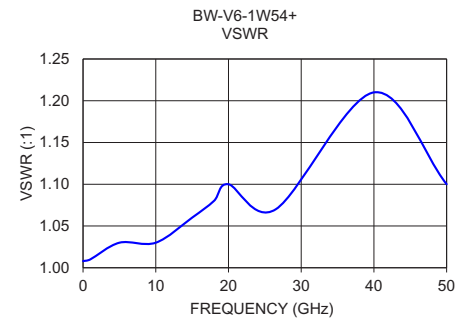
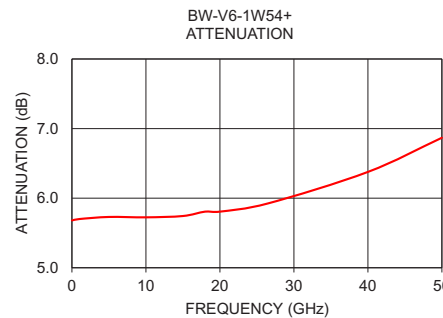
Electrical Specifications at 25°C

Parameter	Condition (GHz)	Min.	Typ.	Max.	Unit
Frequency Range		DC	—	50	GHz
Attenuation	DC - 26.5	5.5	5.8	6.5	dB
	26.5 - 40	5.0	6.1	7.0	
	40 - 50	4.5	6.6	7.5	
VSWR	DC - 26.5	—	1.1	1.35	:1
	26.5 - 40	—	1.2	1.6	
	40 - 50	—	1.2	1.75	
Input Power¹	DC - 50	—	—	1	W

1. Max. power at 25°C ambient, derate linearly to 0.1W at 100°C.

Typical Performance Data

Frequency (GHz)	Attenuation (dB)	VSWR (:1)
0.01	5.68	1.01
1.00	5.70	1.01
5.00	5.73	1.03
10.00	5.72	1.03
15.00	5.74	1.06
18.00	5.81	1.08
20.00	5.81	1.10
26.50	5.92	1.07
40.00	6.38	1.21
50.00	6.87	1.10



Notes

- Performance and quality attributes and conditions not expressly stated in this specification document are intended to be excluded and do not form a part of this specification document.
- Electrical specifications and performance data contained in this specification document are based on Mini-Circuit's applicable established test performance criteria and measurement instructions.
- The parts covered by this specification document are subject to Mini-Circuits standard limited warranty and terms and conditions (collectively, "Standard Terms"); Purchasers of this part are entitled to the rights and benefits contained therein. For a full statement of the Standard Terms and the exclusive rights and remedies thereunder, please visit Mini-Circuits' website at www.minicircuits.com/MCLStore/terms.jsp

