

Coaxial RF Transformer

50Ω 0.2 to 500 MHz

FTB-1-1+



Generic photo used for illustration purposes only

CASE STYLE: H16-1

BNC Connectors

Model

FEMALE/FEMALE FTB-1-1*A15+

MALE/FEMALE FTB-1-1*C15+

BRACKET (OPTION "B")

+RoHS Compliant

The +Suffix identifies RoHS Compliance. See our web site for RoHS Compliance methodologies and qualifications

Maximum Ratings

Operating Temperature	-55°C to 100°C
Storage Temperature	-55°C to 100°C
RF Power	250mW
DC Current	30mA

Permanent damage may occur if any of these limits are exceeded.

Coaxial Connections

	Marking
PRIMARY	BAL
SECONDARY	UNBAL

Features

- wideband, 0.2 to 500 MHz
- balanced to single-ended
- balanced port: isolated Female BNC

Applications

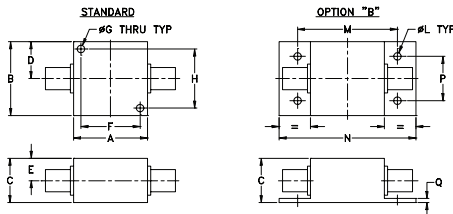
- DC Block

Transformer Electrical Specifications

Ω RATIO	FREQUENCY (MHz)	INSERTION LOSS*		
		3 dB MHz	2 dB MHz	1 dB MHz
1	0.2-500	0.2-500	0.5-300	1-100

* Insertion Loss is referenced to mid-band loss, 0.6 dB typ.

Outline Drawing



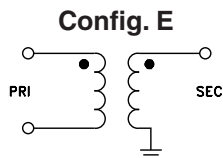
Outline Dimensions (inch/mm)

A	B	C	D	E	F	G	H
1.25	1.25	.81	.63	.41	1.000	.125	1.000
31.75	31.75	20.57	16.00	10.41	25.40	3.18	25.40

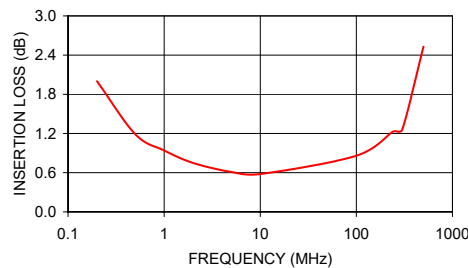
J	K	L	M	N	P	Q	wt
--	--	.125	1.688	2.19	.750	.06	grams
--	--	3.18	42.88	55.63	19.05	1.52	70.0

Typical Performance Data

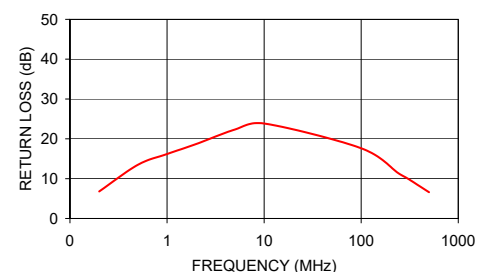
FREQUENCY (MHz)	INSERTION LOSS (dB)	INPUT R. LOSS (dB)
0.20	2.00	6.79
0.50	1.19	13.47
1.00	0.94	16.19
2.00	0.75	18.70
5.00	0.61	22.34
10.00	0.58	23.84
100.00	0.86	17.64
241.48	1.23	11.38
300.00	1.26	10.05
500.00	2.53	6.59



FTB-1-1+ INSERTION LOSS



FTB-1-1+ INPUT RETURN LOSS



Notes

- Performance and quality attributes and conditions not expressly stated in this specification document are intended to be excluded and do not form a part of this specification document.
- Electrical specifications and performance data contained in this specification document are based on Mini-Circuit's applicable established test performance criteria and measurement instructions.
- The parts covered by this specification document are subject to Mini-Circuits standard limited warranty and terms and conditions (collectively, "Standard Terms"); Purchasers of this part are entitled to the rights and benefits contained therein. For a full statement of the Standard Terms and the exclusive rights and remedies thereunder, please visit Mini-Circuits' website at www.minicircuits.com/MCLStore/terms.jsp

