

Coaxial Fixed Attenuator

HAT-1+

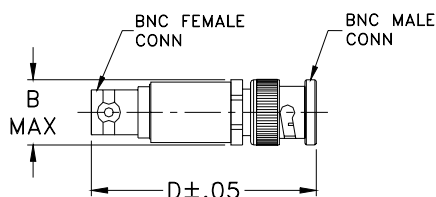
50Ω 1W 1dB DC to 2000 MHz

Maximum Ratings

Operating Temperature	-45°C to 100°C
Storage Temperature	-55°C to 100°C

Permanent damage may occur if any of these limits are exceeded.

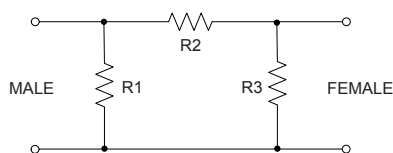
Outline Drawing



Outline Dimensions (inch/mm)

B	D	wt
.62	1.94	grams
15.75	49.28	30.0

Electrical Schematic



Features

- excellent VSWR, 1.05:1 typ.
- excellent flatness, 0.15 dB typ. to 2000 MHz
- usable to 4000 MHz

Applications

- PCS
- instrumentation
- cellular



Generic photo used for illustration purposes only

CASE STYLE: FF747

Connectors	Model
BNC Male-BNC Female	HAT-1+

+RoHS Compliant

The +Suffix identifies RoHS Compliance. See our web site for RoHS Compliance methodologies and qualifications

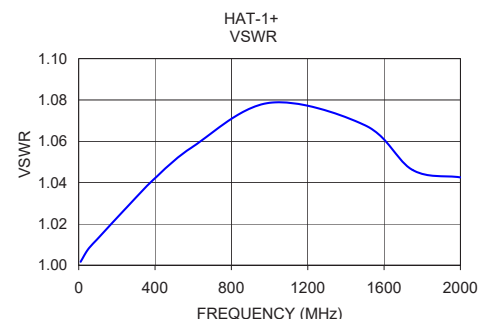
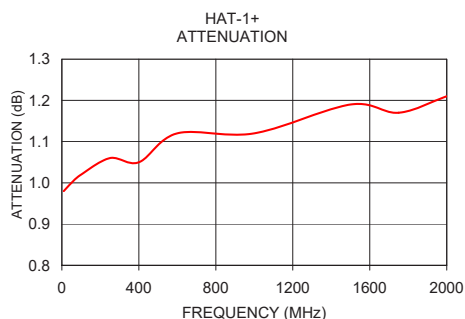
Electrical Specifications

FREQ. RANGE (MHz)	ATTENUATION (dB)					VSWR (:1)			MAX. INPUT POWER (W)
	Flatness*					DC-0.5 GHz	DC-1 GHz	DC-2 GHz	
	DC-0.5 GHz	DC-1 GHz	DC-2 GHz	Total Band Max.	Typ.				
f _L -f _H	Nom.	Typ.	Typ.	Typ.		Typ.	Typ.	Typ.	
DC-2000	1±0.2	0.05	0.10	0.15	0.25	1.05	1.10	1.10	1.0

* Flatness = variation over band divided by 2.

Typical Performance Data

Frequency (MHz)	Attenuation (dB)	VSWR (:1)
10.00	0.98	1.00
50.00	1.00	1.01
100.00	1.02	1.01
250.00	1.06	1.03
400.00	1.05	1.04
600.00	1.12	1.06
1000.00	1.12	1.08
1500.00	1.19	1.07
1750.00	1.17	1.05
2000.00	1.21	1.04



Notes

- Performance and quality attributes and conditions not expressly stated in this specification document are intended to be excluded and do not form a part of this specification document.
- Electrical specifications and performance data contained in this specification document are based on Mini-Circuit's applicable established test performance criteria and measurement instructions.
- The parts covered by this specification document are subject to Mini-Circuits standard limited warranty and terms and conditions (collectively, "Standard Terms"); Purchasers of this part are entitled to the rights and benefits contained therein. For a full statement of the Standard Terms and the exclusive rights and remedies thereunder, please visit Mini-Circuits' website at www.minicircuits.com/MCLStore/terms.jsp

