

Coaxial Fixed Attenuator

HAT-3-75+ HAT-3-75

75Ω 0.5W 3dB DC to 2000 MHz



Generic photo used for illustration purposes only

CASE STYLE: FF747

Connectors Model
BNC Male-BNC Female HAT-3-75(+)

+RoHS Compliant

The +Suffix identifies RoHS Compliance. See our web site for RoHS Compliance methodologies and qualifications

Maximum Ratings

Operating Temperature	-45°C to 100°C
Storage Temperature	-55°C to 100°C

Permanent damage may occur if any of these limits are exceeded.

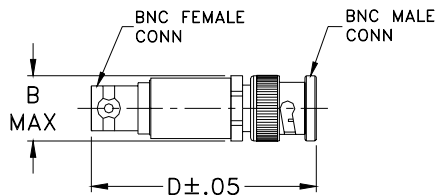
Features

- excellent VSWR, 1.15:1 typ.
- excellent flatness, 0.15 dB typ. to 2000 MHz
- usable to 4000 MHz
- rugged unibody construction

Applications

- cable tv
- instrumentation
- DS3 signal

Outline Drawing



Outline Dimensions (inch/mm)

	B	D	wt
	.62	1.94	grams
	15.75	49.28	30.0

Electrical Specifications

FREQ. RANGE (MHz)	ATTENUATION (dB)						VSWR (:1)				MAX. INPUT POWER† (W)			
	Flatness*						DC-0.5 GHz		DC-1 GHz			DC-2 GHz		
	f _L -f _U	Nom.	Typ.	Max.	Typ.	Max.	Typ.	Max.	Typ.	Max.		Typ.	Max.	
DC-2000	3±0.2	0.05	0.15	0.10	0.20	0.15	0.30	1.05	1.2	1.15	1.25	1.22	1.35	0.5

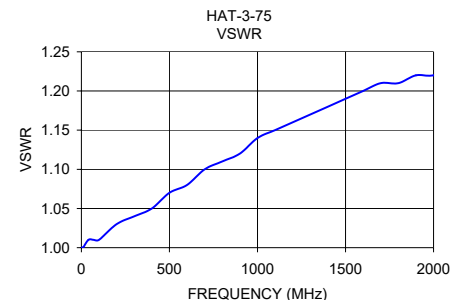
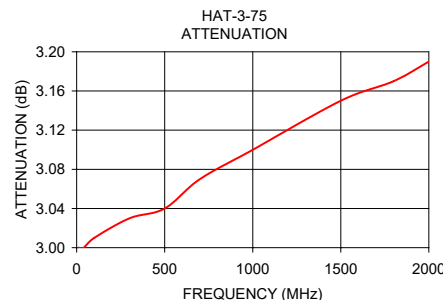
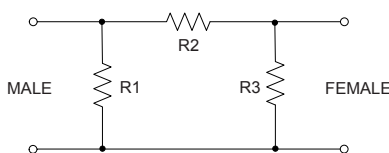
* Flatness = variation over band divided by 2.

† 0.5 Watt at 70°C ambient, derate linearly .015W/°C above 70°C

Typical Performance Data

Frequency (MHz)	Attenuation (dB)	VSWR (:1)
10.00	3.00	1.00
40.00	3.00	1.01
100.00	3.01	1.01
300.00	3.03	1.04
500.00	3.04	1.07
700.00	3.07	1.10
1000.00	3.10	1.14
1500.00	3.15	1.19
1800.00	3.17	1.21
2000.00	3.19	1.22

Electrical Schematic



Notes

- Performance and quality attributes and conditions not expressly stated in this specification document are intended to be excluded and do not form a part of this specification document.
- Electrical specifications and performance data contained in this specification document are based on Mini-Circuit's applicable established test performance criteria and measurement instructions.
- The parts covered by this specification document are subject to Mini-Circuits standard limited warranty and terms and conditions (collectively, "Standard Terms"); Purchasers of this part are entitled to the rights and benefits contained therein. For a full statement of the Standard Terms and the exclusive rights and remedies thereunder, please visit Mini-Circuits' website at www.minicircuits.com/MCLStore/terms.jsp

