

Coaxial

# Adapter 2.92 mm-F to 2.92 mm-F

**KFFL-KF50+**

50Ω

DC to 40 GHz

## The Big Deal

- Ultra-wideband, DC-40 GHz
- Flat response
- Low insertion loss, 0.15 dB
- Excellent VSWR, 1.15:1



CASE STYLE: DJ2261

## Product Overview

Mini-Circuits' KFFL-KF50+ is a coaxial 2.92 mm-F to 2.92 mm-F adapter supporting a wide range of applications from DC to 40 GHz. This model provides excellent VSWR, low insertion loss, and flat response versus frequency. The KFFL-KF50+ features a four-hole flange ideal for mounting connectors through panels in contained assemblies.

## Key Features

Feature	Advantages
Wideband, DC to 40 GHz	Wide frequency range provides application flexibility and makes this model ideal for broadband and multi-band use.
Excellent VSWR, 1.15:1	Provides good matching for 50Ω systems and minimizes signal reflections across wide frequency range.
Low insertion loss, 0.15 dB	Provides excellent signal power transmission from input to output.
Four-hole flange	Ideal for mounting connectors through panels in contained assemblies.
Wide operating temperature range, -45 to +100°C	Withstands tough operating conditions and is suitable for use near high power components where heat rise is common.

### Notes

- A. Performance and quality attributes and conditions not expressly stated in this specification document are intended to be excluded and do not form a part of this specification document.  
B. Electrical specifications and performance data contained in this specification document are based on Mini-Circuit's applicable established test performance criteria and measurement instructions.  
C. The parts covered by this specification document are subject to Mini-Circuits standard limited warranty and terms and conditions (collectively, "Standard Terms"); Purchasers of this part are entitled to the rights and benefits contained therein. For a full statement of the Standard Terms and the exclusive rights and remedies thereunder, please visit Mini-Circuits' website at [www.minicircuits.com/MCLStore/terms.jsp](http://www.minicircuits.com/MCLStore/terms.jsp)



# Coaxial Adapter 2.92mm-F to 2.92mm-F

50Ω

DC to 40 GHz

## KFFL-KF50+



Generic photo used for illustration purposes only

CASE STYLE: DJ2261

Connectors	Model
2.92mm-Female	KFFL-KF50+

**+RoHS Compliant**  
The +Suffix identifies RoHS Compliance. See our web site for RoHS Compliance methodologies and qualifications

### Maximum Ratings

Operating Temperature	-45°C to 100°C
Storage Temperature	-55°C to 100°C

Permanent damage may occur if any of these limits are exceeded.

### Features

- flat response
- excellent VSWR
- passivated stainless steel
- four hole flange mount

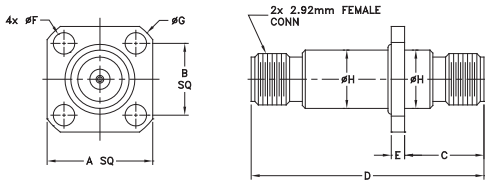
### Applications

- interconnection of RF cables and equipment
- instrumentation

### Electrical Specifications at 25°C

Parameter	Condition (GHz)	Min.	Typ.	Max.	Units
Frequency Range		DC		40	GHz
Insertion Loss	DC - 40	—	0.15	0.6	dB
VSWR	DC - 40	—	—	1.15	:1

### Outline Drawing

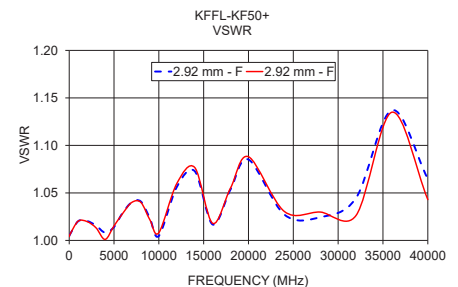
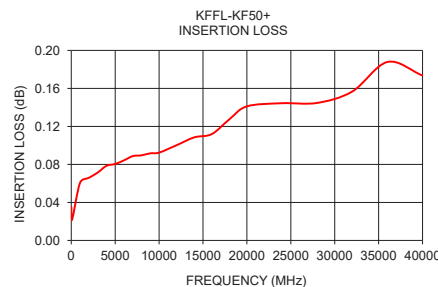


### Outline Dimensions (inch/mm)

A	B	C	D	E	F	G	H	wt.
50	.339	.38	1.10	.06	.102	.622	.276	grams
2.7	8.6	9.7	28.0	1.5	2.6	15.8	7.0	5.6

### Typical Performance Data

Frequency (MHz)	Insertion Loss (dB)	VSWR (:1)	
		2.92 mm - F	2.92 mm - F
10	0.04	1.00	1.00
100	0.02	1.01	1.01
1000	0.06	1.02	1.02
2000	0.07	1.02	1.02
3000	0.07	1.02	1.01
4000	0.08	1.01	1.00
5000	0.08	1.01	1.02
6000	0.08	1.03	1.03
7000	0.09	1.04	1.04
8000	0.09	1.04	1.04
9000	0.09	1.02	1.02
10000	0.09	1.00	1.01
12000	0.10	1.06	1.06
14000	0.11	1.07	1.08
16000	0.11	1.02	1.02
18000	0.13	1.05	1.06
20000	0.14	1.09	1.09
24000	0.14	1.03	1.03
28000	0.14	1.02	1.03
32000	0.16	1.04	1.03
36000	0.19	1.14	1.13
40000	0.17	1.06	1.04



### Notes

- Performance and quality attributes and conditions not expressly stated in this specification document are intended to be excluded and do not form a part of this specification document.
- Electrical specifications and performance data contained in this specification document are based on Mini-Circuit's applicable established test performance criteria and measurement instructions.
- The parts covered by this specification document are subject to Mini-Circuits standard limited warranty and terms and conditions (collectively, "Standard Terms"); Purchasers of this part are entitled to the rights and benefits contained therein. For a full statement of the Standard Terms and the exclusive rights and remedies thereunder, please visit Mini-Circuits' website at [www.minicircuits.com/MCLStore/terms.jsp](http://www.minicircuits.com/MCLStore/terms.jsp)



[www.minicircuits.com](http://www.minicircuits.com) P.O. Box 350166, Brooklyn, NY 11235-0003 (718) 934-4500 sales@minicircuits.com

REV. OR  
M156798  
KFFL-KF50+  
MCL NY  
170112