

# Frequency Synthesizer

KSND-1099N-119+

50Ω Dual Frequency 160.5MHz (fixed) & 1073.8 to 1098.8MHz

## The Big Deal

- Dual frequency
- Low phase noise and spurious
- Robust design and construction
- Small size 0.800" x 0.584" x 0.154"



CASE STYLE: DK1515

## Product Overview

The KSND-1099N-119+ is a Dual Frequency Synthesizer, designed to operate at fixed frequency 160.5 MHz and at frequency range 1073.8 to 1098.8 MHz for navigation systems application. The KSND-1099N-119+ is packaged in a metal case (size of 0.800" x 0.584" x 0.154") to shield against unwanted signals and noise.

## Key Features

Feature	Advantages
Dual frequency	For saving in cost and system real estate.
Low phase noise and spurious	Low phase noise and spurious improve system EVM (Error Vector Magnitude).
Robust design and construction	To enhance the robustness of KSND-1099N-119+, each internal component is secured to the substrate with chip bonder, thereby eliminating the risk of tombstoning during subsequent solder reflow operations by the customer.
Small size, 0.800" x 0.584" x 0.154"	The small size enables the KSND-1099N-119+ to be used in compact designs.



IF/RF MICROWAVE COMPONENTS • ISO 9001 ISO 14001 AS9100 CERTIFIED RoHS compliant

P.O. Box 350166, Brooklyn, New York 11235-0003 (718) 934-4500 Fax (718) 332-4661



The Design Engineers Search Engine finds the model you need, Instantly • For detailed performance specs & shopping online see



Notes: 1. Performance and quality attributes and conditions not expressly stated in this specification sheet are intended to be excluded and do not form a part of this specification sheet. 2. Electrical specifications and performance data contained herein are based on Mini-Circuit's applicable established test performance criteria and measurement instructions. 3. The parts covered by this specification sheet are subject to Mini-Circuits standard limited warranty and terms and conditions (collectively, "Standard Terms"); Purchasers of this part are entitled to the rights and benefits contained therein. For a full statement of the Standard Terms and the exclusive rights and remedies thereunder, please visit Mini-Circuits' website at [www.minicircuits.com/MCLStore/terms.jsp](http://www.minicircuits.com/MCLStore/terms.jsp).

# Frequency Synthesizer

**KSND-1099N-119+**

50Ω Dual Frequency 160.5 MHz (fixed) & 1073.8 to 1098.8 MHz

## Features

- Dual frequency
- Integrated VCO + PLL
- Low phase noise and spurious
- Robust design and construction
- Low operating voltage  
(VCC VCO RF/ VCO IF/PLL=+3.0V)
- Small size 0.800" x 0.584" x 0.154"



CASE STYLE: DK1515  
PRICE: \$41.95 ea. QTY (1-9)

**+ RoHS compliant in accordance with EU Directive (2002/95/EC)**

*The +Suffix has been added in order to identify RoHS Compliance. See our web site for RoHS Compliance methodologies and qualifications.*

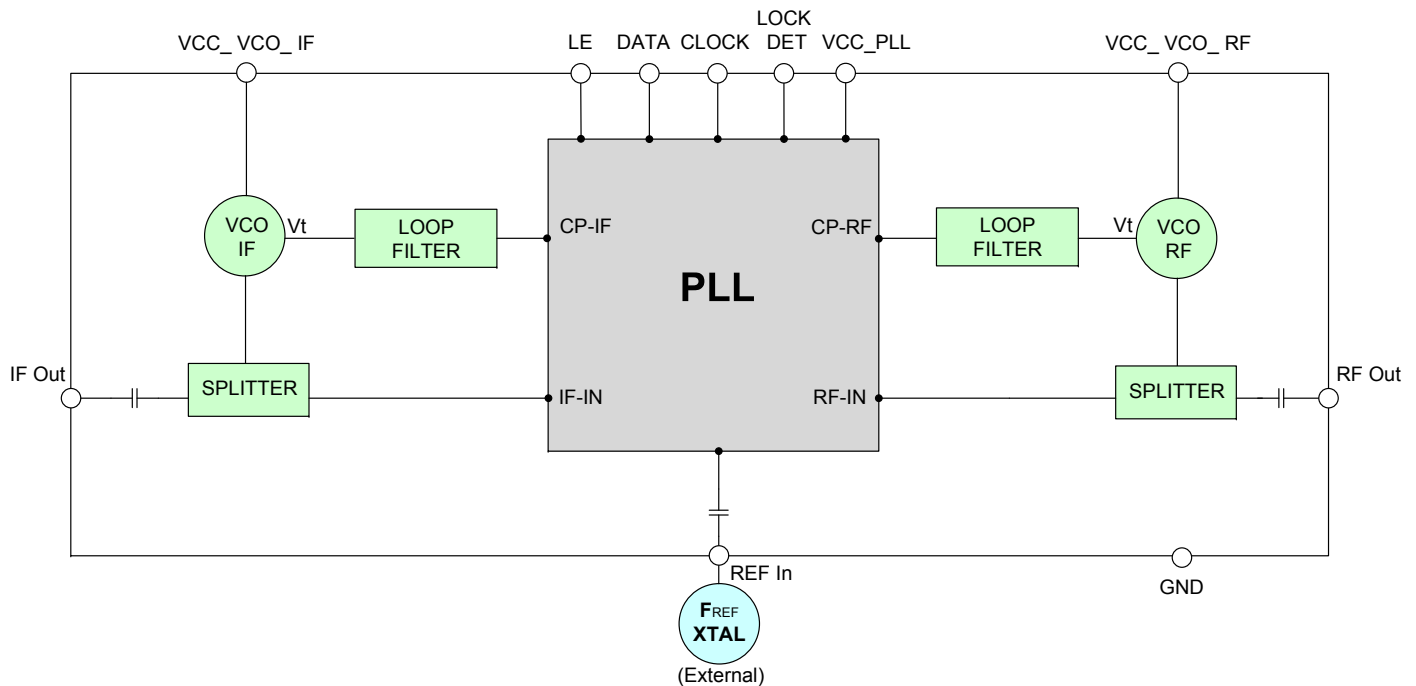
## Applications

- Navigation systems

## General Description

The KSND-1099N-119+ is a Dual Frequency Synthesizer, designed to operate at fixed frequency 160.5 MHz and at frequency range 1073.8 to 1098.8 MHz for navigation systems application. The KSND-1099N-119+ is packaged in a metal case (size of 0.800" x 0.584" x 0.154") to shield against unwanted signals and noise. To enhance the robustness of KSND-1099N-119+, each internal component is secured to the substrate with chip bonder, thereby eliminating the risk of tombstoning during subsequent solder reflow operations by the customer.

## Simplified Schematic



IF/RF MICROWAVE COMPONENTS • ISO 9001 ISO 14001 AS9100 CERTIFIED RoHS compliant  
P.O. Box 350166, Brooklyn, New York 11235-0003 (718) 934-4500 Fax (718) 332-4661



The Design Engineers Search Engine finds the model you need, Instantly • For detailed performance specs & shopping online see [minicircuits.com](http://minicircuits.com)

Notes: 1. Performance and quality attributes and conditions not expressly stated in this specification sheet are intended to be excluded and do not form a part of this specification sheet. 2. Electrical specifications and performance data contained herein are based on Mini-Circuit's applicable established test performance criteria and measurement instructions. 3. The parts covered by this specification sheet are subject to Mini-Circuits standard limited warranty and terms and conditions (collectively, "Standard Terms"); Purchasers of this part are entitled to the rights and benefits contained therein. For a full statement of the Standard Terms and the exclusive rights and remedies thereunder, please visit Mini-Circuits' website at [www.minicircuits.com/MCLStore/terms.jsp](http://www.minicircuits.com/MCLStore/terms.jsp).

**Electrical Specifications** (over operating temperature -40°C to +85°C)

Parameters	Test Conditions	Min.	Typ.	Max.	Units
IF Frequency Range (fixed)	-	160.5	-	160.5	
RF Frequency Range	-	1073.8	-	1098.8	MHz
IF Comparison Frequency	-	-	500	-	kHz
RF Comparison Frequency	-	-	5000	-	
RF Settling Time	Within ± 10 kHz	-	0.05	0.15	mSec
IF Output Power	-	-2.5	+0.5	+2.5	dBm
RF Output Power	-	-2.5	-0.3	+2.5	
IF SSB Phase Noise	@ 100 Hz offset	-	-95	-	dBc/Hz
	@ 1 kHz offset	-	-100	-94	
	@ 10 kHz offset	-	-100	-95	
	@ 100 kHz offset	-	-124	-120	
	@ 1 MHz offset	-	-150	-145	
RF SSB Phase Noise	@ 100 Hz offset	-	-82	-	
	@ 1 kHz offset	-	-89	-84	
	@ 10 kHz offset	-	-93	-87	
	@ 100 kHz offset	-	-98	-93	
	@ 1 MHz offset	-	-108	-104	
IF Reference Spurious Suppression	Ref. Freq. 10 MHz	-	-77	-69	dBc
RF Reference Spurious Suppression		-	-86	-75	
IF Comparison Spurious Suppression	Comp. Freq. 500 kHz	-	-74	-66	
RF Comparison Spurious Suppression	Comp. Freq. 5000 kHz	-	-86	-74	
Non - Harmonic Spurious Suppression	-	-	-90	-	
IF Harmonic Suppression	-	-	-15	-10	
RF Harmonic Suppression	-	-	-25	-20	
VCO IF Supply Voltage	+3.00	+2.95	+3.00	+3.05	V
VCO RF Supply Voltage	+3.00	+2.95	+3.00	+3.05	
PLL Supply Voltage	+3.00	+2.95	+3.00	+3.05	
VCO IF Supply Current	-	-	10	15	mA
VCO RF Supply Current	-	-	9	15	
PLL Supply Current	-	-	7	10	
Reference Input (External)	Frequency	10 (square wave)	-	10	MHz
	Amplitude	1	-	1	V <sub>P-P</sub>
	Input impedance	-	-	100	KΩ
	Phase Noise @ 1 kHz offset	-	-	-140	dBc/Hz
RF Output port Impedance	-	-	50	-	Ω
Input Logic Level	Input high voltage	-	2.00	-	V
	Input low voltage	-	-	0.40	
Digital Lock Detect	Locked	-	2.65	3.05	
	Unlocked	-	-	0.40	
Frequency Synthesizer PLL	-	LMX2485			
PLL Programming	-	3-wire serial 3V CMOS			
Register Map @ RF=1073.82142857 MHz, @ IF=160.5 MHz	R0_Register	-	(MSB) 1101001100110010001010 (LSB)		
	R1_Register	-	(MSB) 101000001101000011 (LSB)		
	R2_Register	-	(MSB) 10100000010101 (LSB)		
	R3_Register	-	(MSB) 111111110000000101000111 (LSB)		
	R4_Register	-	(MSB) 1000100000011000111001 (LSB)		
	R5_Register	-	(MSB) 1011 (LSB)		
	R6_Register	-	(MSB) 11111001001110001001101 (LSB)		
	R7_Register	-	(MSB) 100100001111 (LSB)		

**Absolute Maximum Ratings**

Parameters	Ratings
VCO Supply Voltage	4V
PLL Supply Voltage	4V
Reference Frequency Voltage	-0.2Vmin, VCC PLL +0.3Vmax
Data, Clock, LE Levels	-0.2Vmin, VCC PLL +0.3Vmax
Operating Temperature	-40°C to +85°C
Storage Temperature	-55°C to +100°C

Permanent damage may occur if any of these limits are exceeded



**The Design Engineers Search Engine** finds the model you need, Instantly • For detailed performance specs & shopping online see [minicircuits.com](http://minicircuits.com)

Notes: 1. Performance and quality attributes and conditions not expressly stated in this specification sheet are intended to be excluded and do not form a part of this specification sheet. 2. Electrical specifications and performance data contained herein are based on Mini-Circuit's applicable established test performance criteria and measurement instructions. 3. The parts covered by this specification sheet are subject to Mini-Circuits standard limited warranty and terms and conditions (collectively, "Standard Terms"); Purchasers of this part are entitled to the rights and benefits contained therein. For a full statement of the Standard Terms and the exclusive rights and remedies thereunder, please visit Mini-Circuits' website at [www.minicircuits.com/MCLStore/terms.jsp](http://www.minicircuits.com/MCLStore/terms.jsp).

Typical Performance Data: IF frequency: 160.5 MHz

FREQUENCY (MHz)	POWER OUTPUT (dBm)			VCO CURRENT (mA)			PLL CURRENT (mA)		
	-45°C	+25°C	+85°C	-45°C	+25°C	+85°C	-45°C	+25°C	+85°C
	160.5	0.30	0.53	0.48	9.22	10.14	10.85	6.37	6.67

FREQUENCY (MHz)	HARMONICS (dBc)					
	F2			F3		
	-45°C	+25°C	+85°C	-45°C	+25°C	+85°C
160.5	-15.93	-17.09	-18.78	-35.46	-37.57	-38.35

FREQUENCY	@TEMP.	PHASE NOISE (dBc/Hz)				
		@OFFSETS				
		100Hz	1kHz	10kHz	100kHz	1MHz
160.5	-45°C	-95.93	-99.42	-99.66	-124.66	-151.01
	+25°C	-97.49	-101.49	-99.96	-124.15	-149.85
	+85°C	-98.53	-101.74	-100.00	-123.36	-148.62

COMPARISON SPURIOUS ORDER	COMPARISON SPURIOUS @ Fcarrier 160.5MHz+(n*Preference) (dBc) note 1		
	-45°C	+25°C	+85°C
n			
-5	-96.23	-94.21	-92.68
-4	-95.08	-92.94	-90.96
-3	-93.83	-91.05	-88.28
-2	-89.21	-86.47	-84.37
-1	-77.11	-74.18	-72.73
0 note 2	-	-	-
+1	-77.73	-74.53	-72.97
+2	-91.34	-87.08	-84.82
+3	-98.14	-92.41	-89.22
+4	-99.51	-96.26	-92.91
+5	-99.38	-97.64	-94.15

REFERENCE SPURIOUS ORDER	REFERENCE SPURIOUS @ Fcarrier 160.5MHz+(n*Preference) (dBc) note 3		
	-45°C	+25°C	+85°C
n			
-5	-102.47	-102.87	-105.22
-4	-88.21	-88.59	-91.94
-3	-87.01	-85.22	-84.75
-2	-80.86	-80.32	-79.57
-1	-83.29	-82.02	-79.62
0 note 4	-	-	-
+1	-79.29	-77.85	-77.07
+2	-80.91	-79.77	-79.42
+3	-86.56	-85.75	-85.37
+4	-85.59	-85.94	-89.27
+5	-103.15	-102.22	-105.56

Note 1: IF Comparison frequency 500 kHz  
 Note 2: All spurs are referenced to carrier signal (n=0).

Note 3: IF Reference frequency 10 MHz  
 Note 4: All spurs are referenced to carrier signal (n=0).



IF/RF MICROWAVE COMPONENTS • ISO 9001 ISO 14001 AS9100 CERTIFIED RoHS compliant  
 P.O. Box 350166, Brooklyn, New York 11235-0003 (718) 934-4500 Fax (718) 332-4661  
 The Design Engineers Search Engine finds the model you need, Instantly • For detailed performance specs & shopping online see [minicircuits.com](http://minicircuits.com)

Notes: 1. Performance and quality attributes and conditions not expressly stated in this specification sheet are intended to be excluded and do not form a part of this specification sheet. 2. Electrical specifications and performance data contained herein are based on Mini-Circuit's applicable established test performance criteria and measurement instructions. 3. The parts covered by this specification sheet are subject to Mini-Circuits standard limited warranty and terms and conditions (collectively, "Standard Terms"); Purchasers of this part are entitled to the rights and benefits contained therein. For a full statement of the Standard Terms and the exclusive rights and remedies thereunder, please visit Mini-Circuits' website at [www.minicircuits.com/MCLStore/terms.jsp](http://www.minicircuits.com/MCLStore/terms.jsp).

Typical Performance Data: RF frequency: 1073.8 to 1098.8 MHz

FREQUENCY (MHz)	POWER OUTPUT (dBm)			VCO CURRENT (mA)			PLL CURENT (mA)		
	-45°C	+25°C	+85°C	-45°C	+25°C	+85°C	-45°C	+25°C	+85°C
	1073.82	-0.53	-0.35	-0.40	8.11	9.12	10.01	6.38	6.65
1086.05	-0.58	-0.35	-0.38	8.15	9.16	10.07	6.37	6.67	6.93
1098.79	-0.55	-0.29	-0.34	8.19	9.21	10.12	6.37	6.68	6.95

FREQUENCY (MHz)	HARMONICS (dBc)					
	F2			F3		
	-45°C	+25°C	+85°C	-45°C	+25°C	+85°C
1073.82	-25.52	-27.46	-30.32	-36.54	-35.81	-35.16
1086.05	-26.67	-28.50	-31.30	-36.46	-35.94	-35.95
1098.79	-26.30	-28.27	-31.06	-34.28	-34.32	-34.58

FREQUENCY (MHz)	PHASE NOISE (dBc/Hz) @OFFSETS				
	+25°C				
	100Hz	1kHz	10kHz	100kHz	1MHz
1073.82	-84.44	-91.93	-97.07	-106.37	-111.79
1086.05	-85.74	-92.45	-94.18	-101.41	-110.36
1098.79	-85.67	-91.72	-94.36	-99.24	-108.57

FREQUENCY (MHz)	PHASE NOISE (dBc/Hz) @OFFSETS				
	-45°C				
	100Hz	1kHz	10kHz	100kHz	1MHz
1073.82	-83.30	-91.65	-94.64	-104.56	-111.71
1086.05	-83.10	-90.66	-91.78	-99.69	-110.44
1098.79	-84.99	-93.45	-93.79	-99.36	-108.61

FREQUENCY (MHz)	PHASE NOISE (dBc/Hz) @OFFSETS				
	+85°C				
	100Hz	1kHz	10kHz	100kHz	1MHz
1073.82	-81.20	-94.06	-97.23	-106.51	-112.02
1086.05	-80.58	-89.77	-91.71	-98.58	-110.55
1098.79	-78.99	-89.16	-92.49	-97.93	-108.76



IF/RF MICROWAVE COMPONENTS • ISO 9001 ISO 14001 AS9100 CERTIFIED RoHS compliant  
 P.O. Box 350166, Brooklyn, New York 11235-0003 (718) 934-4500 Fax (718) 332-4661



The Design Engineers Search Engine finds the model you need, Instantly • For detailed performance specs & shopping online see



Notes: 1. Performance and quality attributes and conditions not expressly stated in this specification sheet are intended to be excluded and do not form a part of this specification sheet. 2. Electrical specifications and performance data contained herein are based on Mini-Circuit's applicable established test performance criteria and measurement instructions. 3. The parts covered by this specification sheet are subject to Mini-Circuits standard limited warranty and terms and conditions (collectively, "Standard Terms"); Purchasers of this part are entitled to the rights and benefits contained therein. For a full statement of the Standard Terms and the exclusive rights and remedies thereunder, please visit Mini-Circuits' website at [www.minicircuits.com/MCLStore/terms.jsp](http://www.minicircuits.com/MCLStore/terms.jsp).

COMPARISON SPURIOUS ORDER	COMPARISON SPURIOUS @Fcarrier 1073.82MHz+(n*Fcomparison) (dBc) note 1			COMPARISON SPURIOUS @Fcarrier 1086.05MHz+(n*Fcomparison) (dBc) note 1			COMPARISON SPURIOUS @Fcarrier 1098.79MHz+(n*Fcomparison) (dBc) note 1			
	n	-45°C	+25°C	+85°C	-45°C	+25°C	+85°C	-45°C	+25°C	+85°C
	-5	-84.42	-91.99	-90.61	-85.40	-92.37	-94.42	-88.32	-90.90	-99.26
-4	-84.74	-91.46	-92.00	-85.91	-92.15	-94.47	-89.72	-90.66	-98.20	
-3	-85.17	-92.48	-92.47	-87.36	-92.35	-95.06	-92.00	-90.14	-97.31	
-2	-85.69	-91.61	-91.11	-87.17	-93.87	-95.40	-91.98	-93.18	-93.17	
-1	-86.89	-91.91	-94.67	-88.53	-94.69	-94.65	-94.69	-90.02	-93.72	
0 <sup>note 2</sup>	-	-	-	-	-	-	-	-	-	
+1	-89.07	-91.74	-94.11	-93.99	-88.65	-94.15	-93.64	-88.06	-92.25	
+2	-90.83	-89.31	-93.46	-92.93	-89.23	-92.92	-93.75	-90.36	-91.83	
+3	-90.77	-89.88	-94.97	-93.01	-88.55	-94.18	-92.93	-88.71	-92.61	
+4	-91.06	-89.52	-94.89	-91.62	-89.01	-93.49	-91.91	-88.76	-92.62	
+5	-91.94	-89.07	-93.91	-92.18	-88.42	-92.87	-93.31	-88.53	-93.08	

Note 1: RF Comparison frequency 5000 kHz

Note 2: All spurs are referenced to carrier signal (n=0).

REFERENCE SPURIOUS ORDER	REFERENCE SPURIOUS @Fcarrier 1073.82MHz+(n*Freference) (dBc) note 3			REFERENCE SPURIOUS @Fcarrier 1086.05MHz+(n*Freference) (dBc) note 3			REFERENCE SPURIOUS @Fcarrier 1098.79MHz+(n*Freference) (dBc) note 3			
	n	-45°C	+25°C	+85°C	-45°C	+25°C	+85°C	-45°C	+25°C	+85°C
	-5	-83.61	-95.61	-89.38	-83.85	-92.76	-90.94	-84.98	-93.08	-91.60
-4	-83.70	-93.12	-90.13	-84.24	-92.40	-91.47	-86.59	-92.85	-94.23	
-3	-84.09	-91.42	-91.32	-84.92	-91.66	-93.10	-87.29	-92.43	-96.17	
-2	-84.74	-91.46	-92.00	-85.91	-92.15	-94.47	-89.72	-90.66	-98.20	
-1	-85.69	-91.61	-91.11	-87.17	-93.87	-95.40	-91.98	-93.18	-93.17	
0 <sup>note 4</sup>	-	-	-	-	-	-	-	-	-	
+1	-90.83	-89.31	-93.46	-92.93	-89.23	-92.92	-93.75	-90.36	-91.83	
+2	-91.06	-89.52	-94.89	-91.62	-89.01	-93.49	-91.91	-88.76	-92.62	
+3	-92.93	-88.48	-93.57	-92.68	-88.73	-92.58	-92.60	-88.82	-93.96	
+4	-93.72	-88.53	-92.56	-93.50	-89.41	-91.83	-93.90	-90.06	-93.63	
+5	-95.19	-89.07	-92.13	-94.02	-90.08	-91.74	-96.12	-92.14	-94.15	

Note 3: RF Reference frequency 10 MHz

Note 4: All spurs are referenced to carrier signal (n=0).



IF/RF MICROWAVE COMPONENTS • ISO 9001 ISO 14001 AS9100 CERTIFIED RoHS compliant  
P.O. Box 350166, Brooklyn, New York 11235-0003 (718) 934-4500 Fax (718) 332-4661

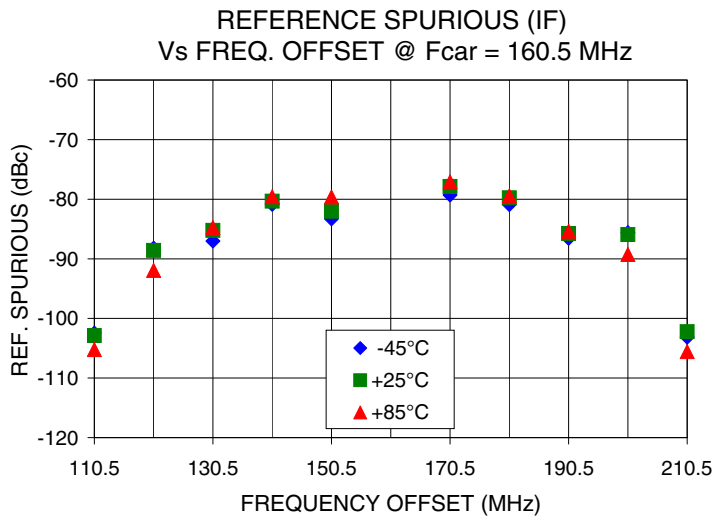
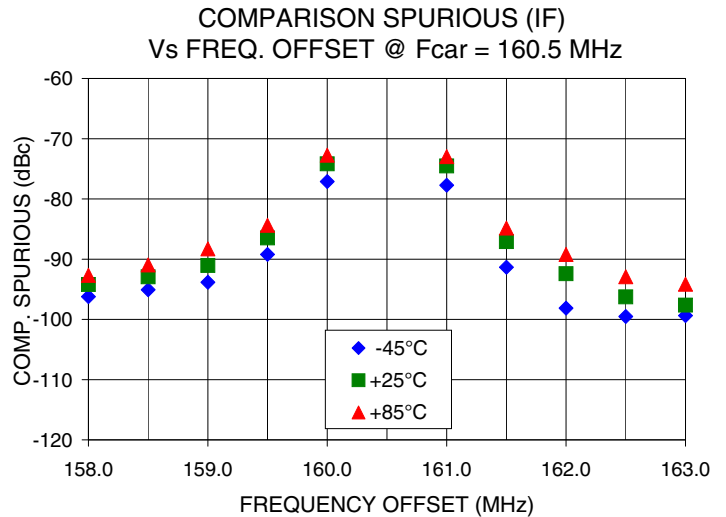
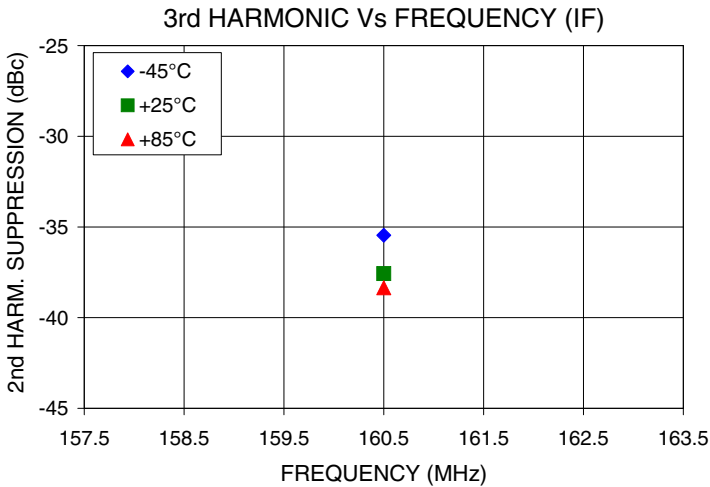
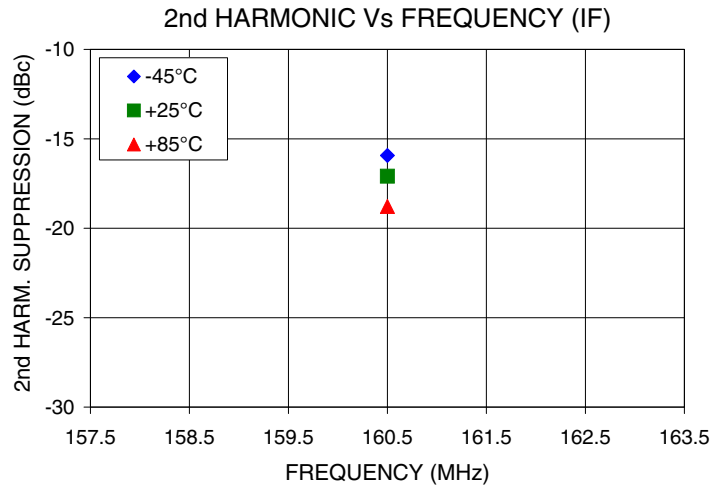
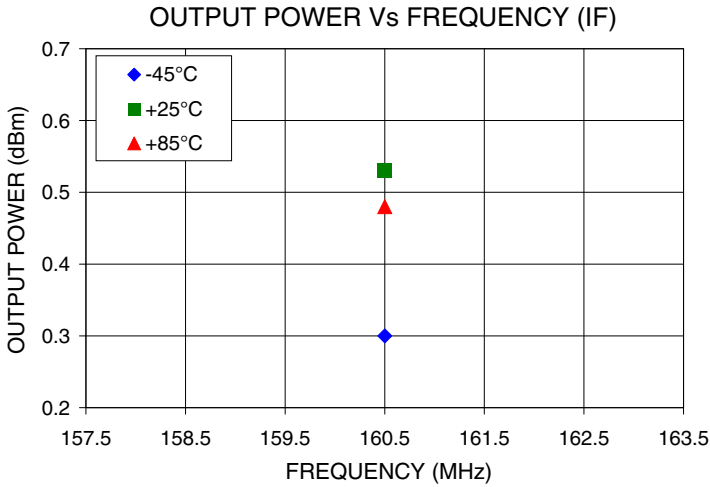


The Design Engineers Search Engine finds the model you need, Instantly • For detailed performance specs & shopping online see



Notes: 1. Performance and quality attributes and conditions not expressly stated in this specification sheet are intended to be excluded and do not form a part of this specification sheet. 2. Electrical specifications and performance data contained herein are based on Mini-Circuit's applicable established test performance criteria and measurement instructions. 3. The parts covered by this specification sheet are subject to Mini-Circuits standard limited warranty and terms and conditions (collectively, "Standard Terms"); Purchasers of this part are entitled to the rights and benefits contained therein. For a full statement of the Standard Terms and the exclusive rights and remedies thereunder, please visit Mini-Circuits' website at [www.minicircuits.com/MCLStore/terms.jsp](http://www.minicircuits.com/MCLStore/terms.jsp).

Typical Performance Curves: IF frequency: 160.5 MHz



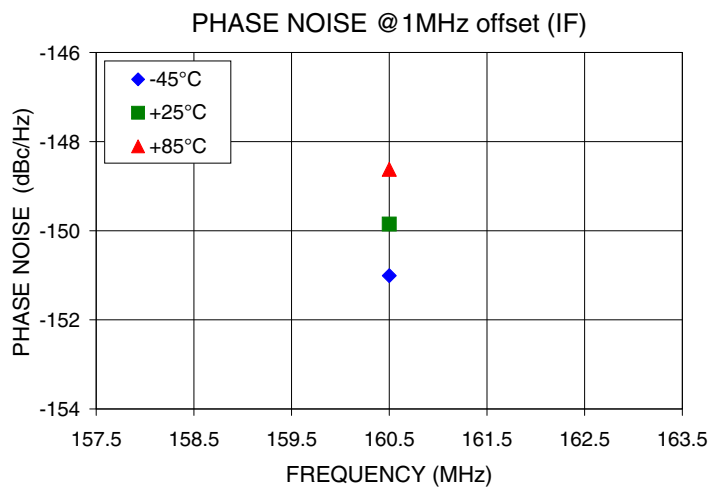
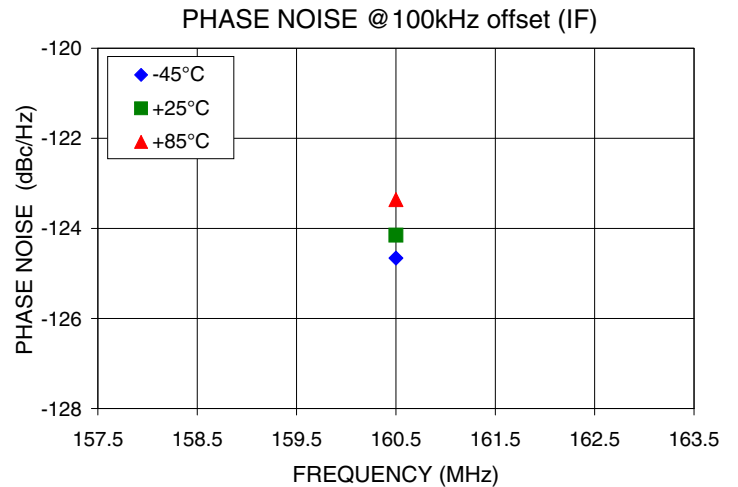
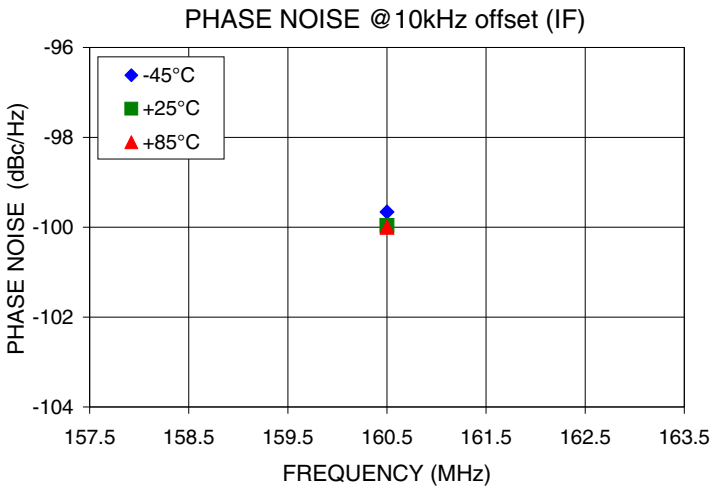
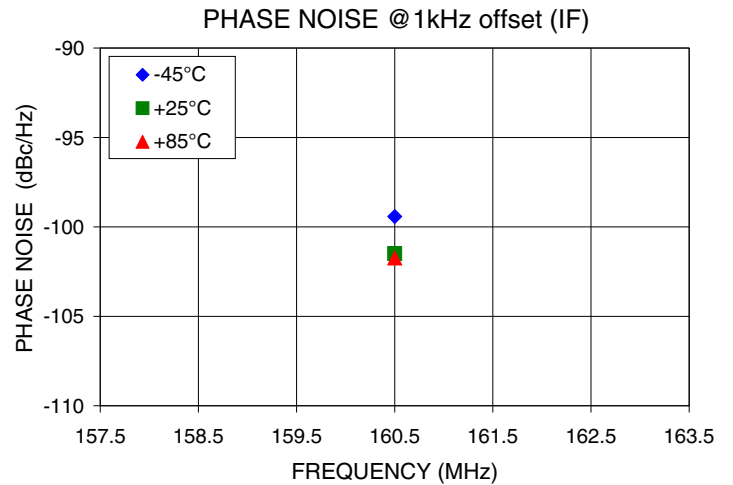
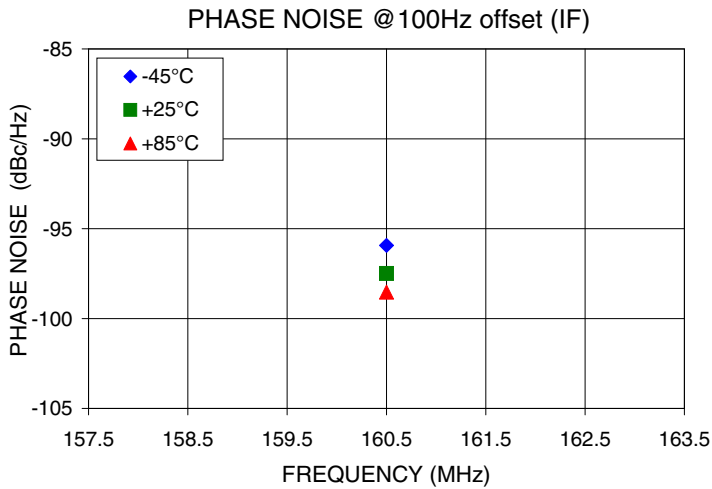
IF/RF MICROWAVE COMPONENTS • ISO 9001 ISO 14001 AS9100 CERTIFIED RoHS compliant  
P.O. Box 350166, Brooklyn, New York 11235-0003 (718) 934-4500 Fax (718) 332-4661



The Design Engineers Search Engine finds the model you need, Instantly • For detailed performance specs & shopping online see



Notes: 1. Performance and quality attributes and conditions not expressly stated in this specification sheet are intended to be excluded and do not form a part of this specification sheet. 2. Electrical specifications and performance data contained herein are based on Mini-Circuit's applicable established test performance criteria and measurement instructions. 3. The parts covered by this specification sheet are subject to Mini-Circuits standard limited warranty and terms and conditions (collectively, "Standard Terms"); Purchasers of this part are entitled to the rights and benefits contained therein. For a full statement of the Standard Terms and the exclusive rights and remedies thereunder, please visit Mini-Circuits' website at [www.minicircuits.com/MCLStore/terms.jsp](http://www.minicircuits.com/MCLStore/terms.jsp).



IF/RF MICROWAVE COMPONENTS • ISO 9001 ISO 14001 AS9100 CERTIFIED RoHS compliant  
 P.O. Box 350166, Brooklyn, New York 11235-0003 (718) 934-4500 Fax (718) 332-4661



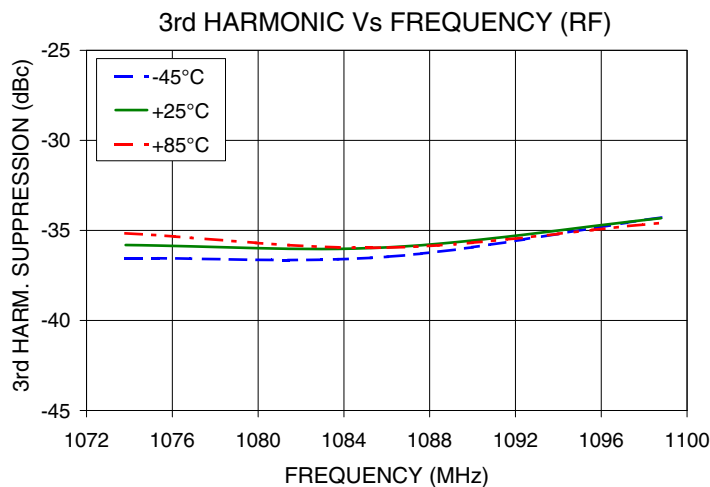
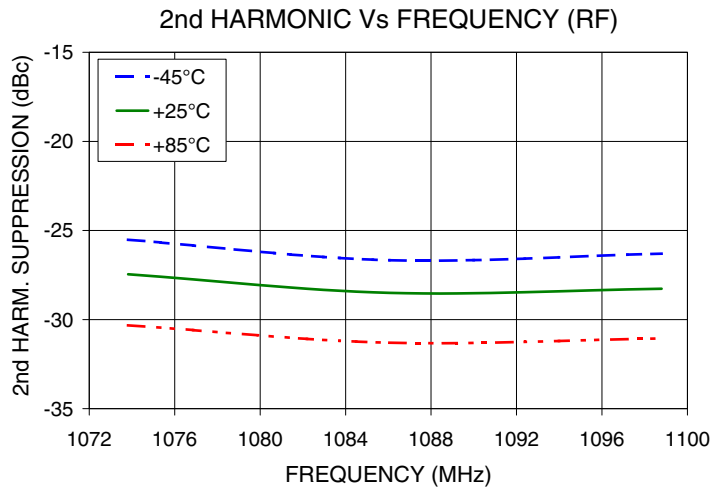
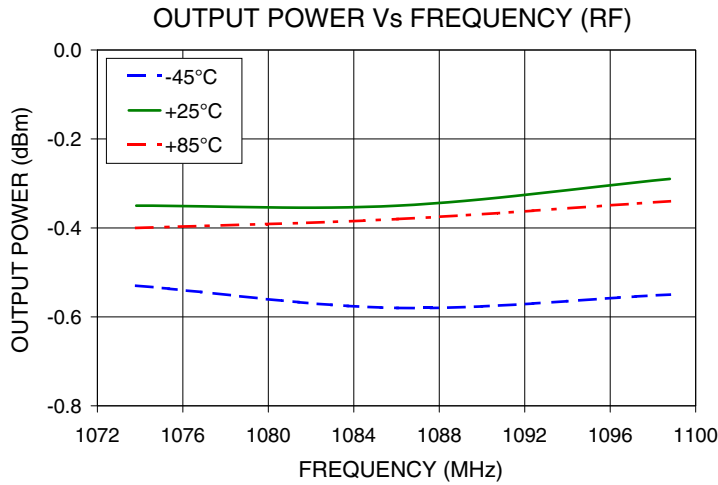
The Design Engineers Search Engine finds the model you need, Instantly • For detailed performance specs & shopping online see



Notes: 1. Performance and quality attributes and conditions not expressly stated in this specification sheet are intended to be excluded and do not form a part of this specification sheet. 2. Electrical specifications and performance data contained herein are based on Mini-Circuit's applicable established test performance criteria and measurement instructions. 3. The parts covered by this specification sheet are subject to Mini-Circuits standard limited warranty and terms and conditions (collectively, "Standard Terms"); Purchasers of this part are entitled to the rights and benefits contained therein. For a full statement of the Standard Terms and the exclusive rights and remedies thereunder, please visit Mini-Circuits' website at [www.minicircuits.com/MCLStore/terms.jsp](http://www.minicircuits.com/MCLStore/terms.jsp).



Typical Performance Curves: RF frequency: 1073.8 to 1098.8 MHz



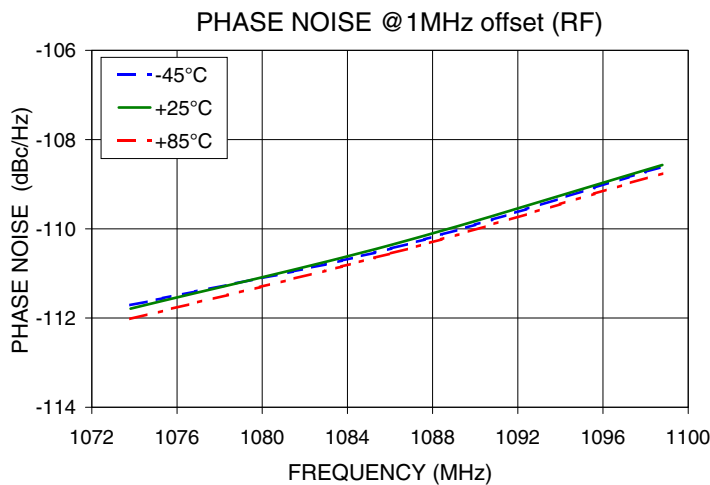
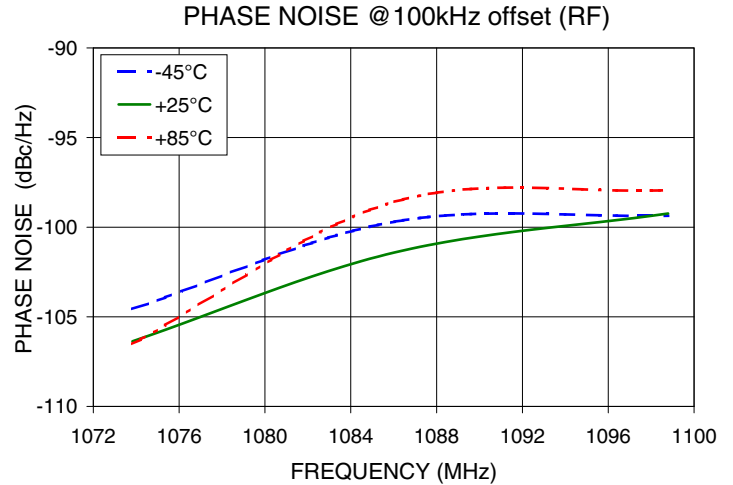
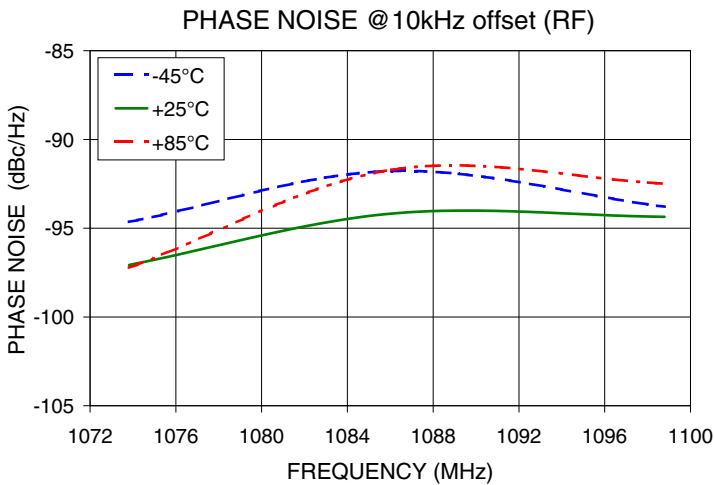
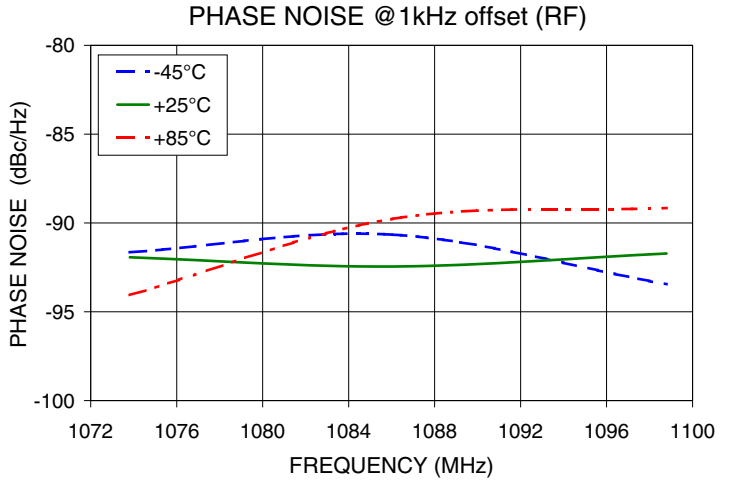
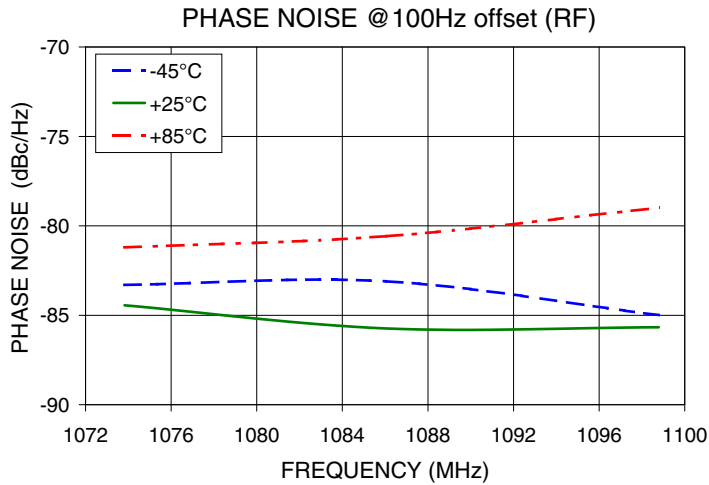
IF/RF MICROWAVE COMPONENTS • ISO 9001 ISO 14001 AS9100 CERTIFIED RoHS compliant  
 P.O. Box 350166, Brooklyn, New York 11235-0003 (718) 934-4500 Fax (718) 332-4661



The Design Engineers Search Engine finds the model you need, Instantly • For detailed performance specs & shopping online see



Notes: 1. Performance and quality attributes and conditions not expressly stated in this specification sheet are intended to be excluded and do not form a part of this specification sheet. 2. Electrical specifications and performance data contained herein are based on Mini-Circuit's applicable established test performance criteria and measurement instructions. 3. The parts covered by this specification sheet are subject to Mini-Circuits standard limited warranty and terms and conditions (collectively, "Standard Terms"); Purchasers of this part are entitled to the rights and benefits contained therein. For a full statement of the Standard Terms and the exclusive rights and remedies thereunder, please visit Mini-Circuits' website at [www.minicircuits.com/MCLStore/terms.jsp](http://www.minicircuits.com/MCLStore/terms.jsp).



IF/RF MICROWAVE COMPONENTS • ISO 9001 ISO 14001 AS9100 CERTIFIED RoHS compliant  
 P.O. Box 350166, Brooklyn, New York 11235-0003 (718) 934-4500 Fax (718) 332-4661

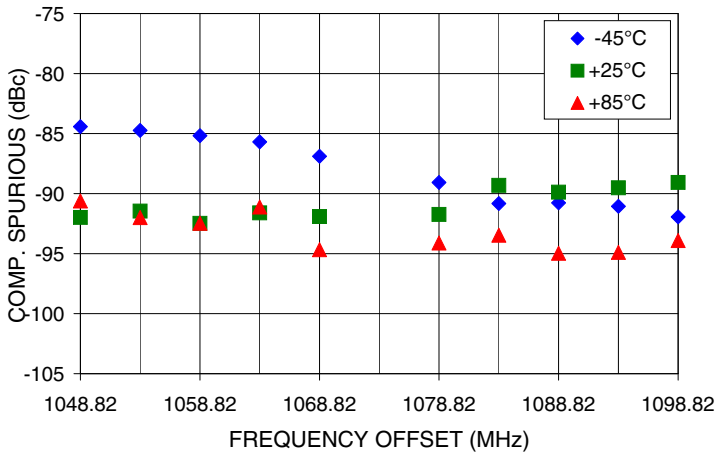


The Design Engineers Search Engine finds the model you need, Instantly • For detailed performance specs & shopping online see

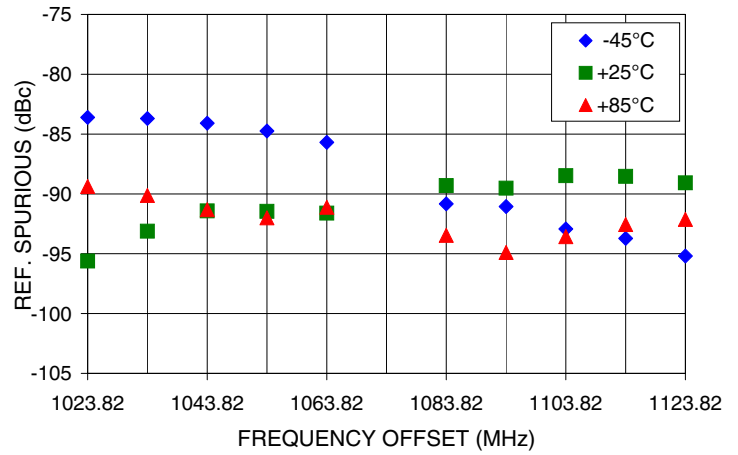


Notes: 1. Performance and quality attributes and conditions not expressly stated in this specification sheet are intended to be excluded and do not form a part of this specification sheet. 2. Electrical specifications and performance data contained herein are based on Mini-Circuit's applicable established test performance criteria and measurement instructions. 3. The parts covered by this specification sheet are subject to Mini-Circuits standard limited warranty and terms and conditions (collectively, "Standard Terms"); Purchasers of this part are entitled to the rights and benefits contained therein. For a full statement of the Standard Terms and the exclusive rights and remedies thereunder, please visit Mini-Circuits' website at [www.minicircuits.com/MCLStore/terms.jsp](http://www.minicircuits.com/MCLStore/terms.jsp).

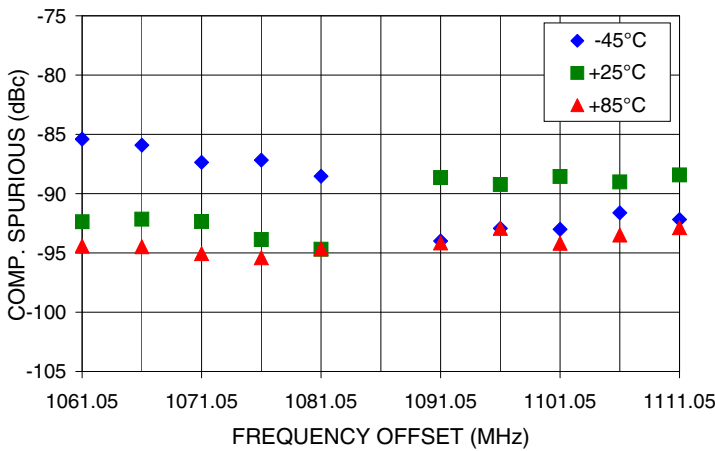
COMPARISON SPURIOUS (RF) Vs  
FREQ. OFFSET @ Fcar = 1073.82 MHz



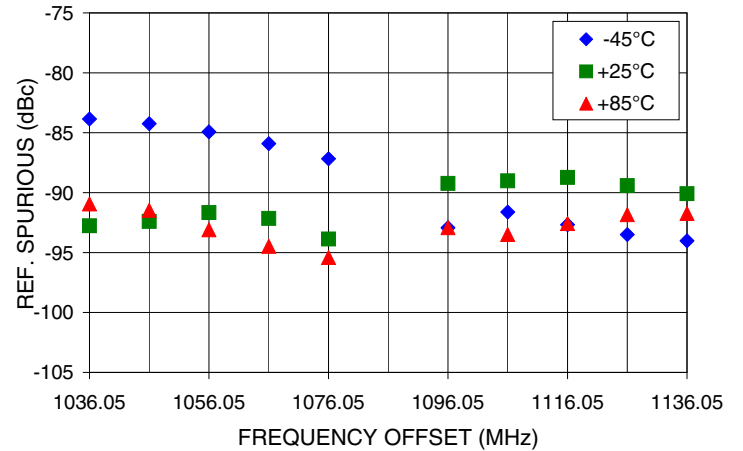
REFERENCE SPURIOUS (RF) Vs  
FREQ. OFFSET @ Fcar = 1073.82 MHz



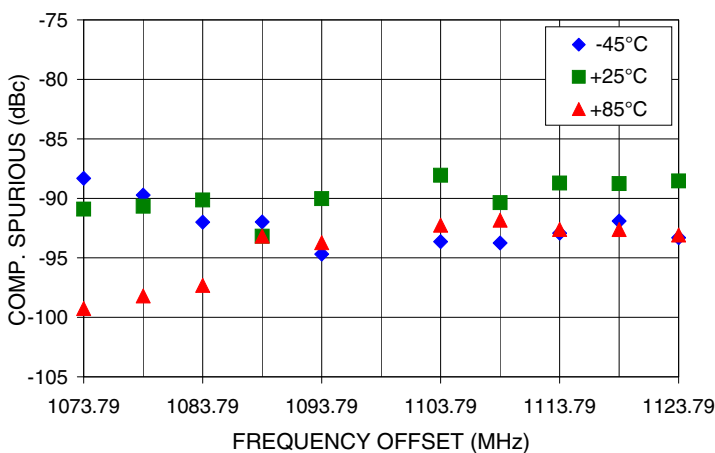
COMPARISON SPURIOUS (RF) Vs  
FREQ. OFFSET @ Fcar = 1086.05 MHz



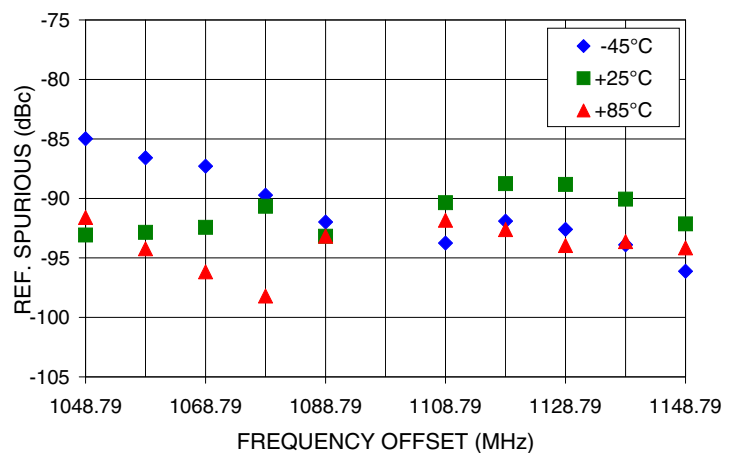
REFERENCE SPURIOUS (RF) Vs  
FREQ. OFFSET @ Fcar = 1086.05 MHz



COMPARISON SPURIOUS (RF) Vs  
FREQ. OFFSET @ Fcar = 1098.79 MHz



REFERENCE SPURIOUS (RF) Vs  
FREQ. OFFSET @ Fcar = 1098.79 MHz



IF/RF MICROWAVE COMPONENTS • ISO 9001 ISO 14001 AS9100 CERTIFIED RoHS compliant  
P.O. Box 350166, Brooklyn, New York 11235-0003 (718) 934-4500 Fax (718) 332-4661

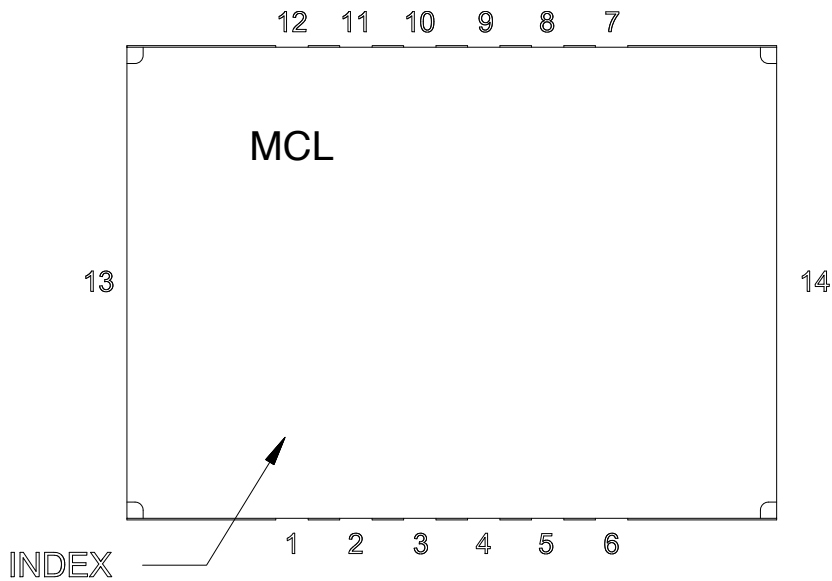


The Design Engineers Search Engine finds the model you need, Instantly • For detailed performance specs & shopping online see



Notes: 1. Performance and quality attributes and conditions not expressly stated in this specification sheet are intended to be excluded and do not form a part of this specification sheet. 2. Electrical specifications and performance data contained herein are based on Mini-Circuit's applicable established test performance criteria and measurement instructions. 3. The parts covered by this specification sheet are subject to Mini-Circuits standard limited warranty and terms and conditions (collectively, "Standard Terms"); Purchasers of this part are entitled to the rights and benefits contained therein. For a full statement of the Standard Terms and the exclusive rights and remedies thereunder, please visit Mini-Circuits' website at [www.minicircuits.com/MCLStore/terms.jsp](http://www.minicircuits.com/MCLStore/terms.jsp).

Pin Configuration

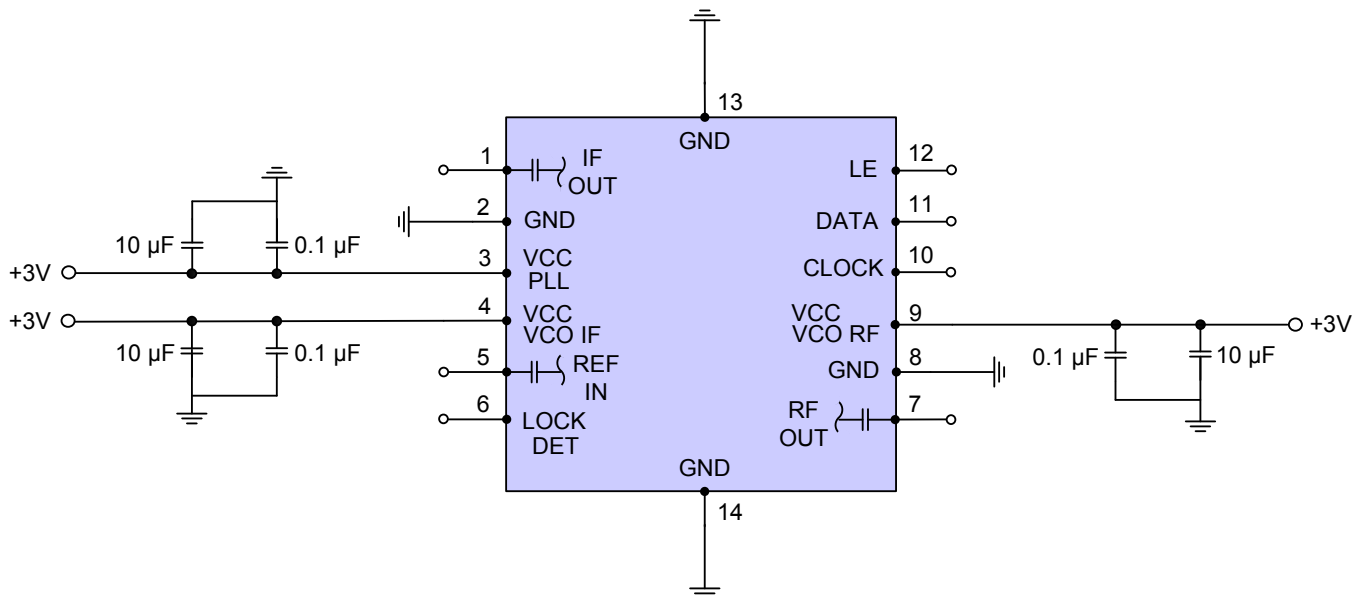


Pin Connection

Pin Number	Function
1	IF OUT
2	GND
3	VCC PLL
4	VCC VCO IF
5	REF IN
6	LOCK DET
7	RF OUT
8	GND
9	VCC VCO RF
10	CLOCK
11	DATA
12	LE
13	GND
14	GND

Recommended Application Circuit

Note: REF IN and RF OUT ports are internally AC coupled.



IF/RF MICROWAVE COMPONENTS • ISO 9001 ISO 14001 AS9100 CERTIFIED RoHS compliant  
 P.O. Box 350166, Brooklyn, New York 11235-0003 (718) 934-4500 Fax (718) 332-4661

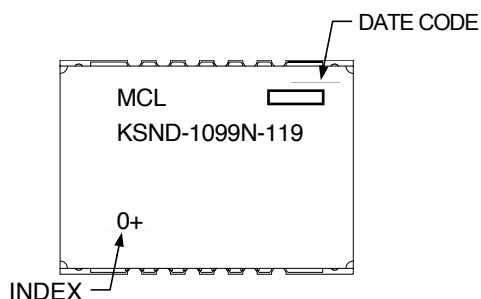


The Design Engineers Search Engine finds the model you need, Instantly • For detailed performance specs & shopping online see



Notes: 1. Performance and quality attributes and conditions not expressly stated in this specification sheet are intended to be excluded and do not form a part of this specification sheet. 2. Electrical specifications and performance data contained herein are based on Mini-Circuit's applicable established test performance criteria and measurement instructions. 3. The parts covered by this specification sheet are subject to Mini-Circuits standard limited warranty and terms and conditions (collectively, "Standard Terms"); Purchasers of this part are entitled to the rights and benefits contained therein. For a full statement of the Standard Terms and the exclusive rights and remedies thereunder, please visit Mini-Circuits' website at [www.minicircuits.com/MCLStore/terms.jsp](http://www.minicircuits.com/MCLStore/terms.jsp).

**Device Marking**



**Additional Detailed Technical Information**

Additional information is available on our web site. To access this information enter the model number on our web site home page.

**Case Style:** DK1515

**Tape & Reel:** TR-F95

**Suggested Layout for PCB Design:** PL-334

**Evaluation Board:** TB-595+

**Environment Ratings:** ENV03T2



IF/RF MICROWAVE COMPONENTS • ISO 9001 ISO 14001 AS9100 CERTIFIED RoHS compliant  
 P.O. Box 350166, Brooklyn, New York 11235-0003 (718) 934-4500 Fax (718) 332-4661



The Design Engineers Search Engine finds the model you need, Instantly • For detailed performance specs & shopping online see



Notes: 1. Performance and quality attributes and conditions not expressly stated in this specification sheet are intended to be excluded and do not form a part of this specification sheet. 2. Electrical specifications and performance data contained herein are based on Mini-Circuit's applicable established test performance criteria and measurement instructions. 3. The parts covered by this specification sheet are subject to Mini-Circuits standard limited warranty and terms and conditions (collectively, "Standard Terms"); Purchasers of this part are entitled to the rights and benefits contained therein. For a full statement of the Standard Terms and the exclusive rights and remedies thereunder, please visit Mini-Circuits' website at [www.minicircuits.com/MCLStore/terms.jsp](http://www.minicircuits.com/MCLStore/terms.jsp).