

DC Passing Attenuator Fixed

50Ω 650 to 3500 MHz

NAT-3DC-1A+



Generic photo used for illustration purposes only

CASE STYLE: FF57

Connectors Model
N-Type NAT-3DC-1A+

+RoHS Compliant

The +Suffix identifies RoHS Compliance. See our web site for RoHS Compliance methodologies and qualifications

Maximum Ratings

Operating Temperature	-55°C to 100°C
Storage Temperature	-55°C to 100°C

Permanent damage may occur if any of these limits are exceeded.

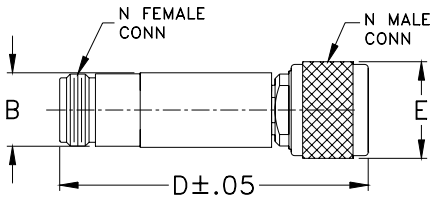
Features

- high DC current handling
- high DC breakdown voltage
- DC resistance (in/out) 0.1Ω, typ.

Applications

- power passing
- instrumentation
- test equipment
- lab use

Outline Drawing



Outline Dimensions (inch/mm)

B	D	E	wt
.67	2.90	.82	grams
17.02	73.66	20.83	90.0

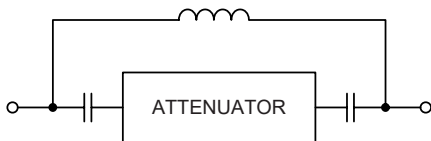
Electrical Specifications (T_{AMB} = 25°C)

FREQUENCY (MHz)	ATTENUATION (dB)		VSWR (:1)	POWER (mW)	DC CURRENT (Amps)	DC BREAKDOWN (Volts)
	Nom.	Flatness, Max.	Max.	Max.	Max.	Max.
650-3500	3±0.5	±0.7	1.6	1000	1	50

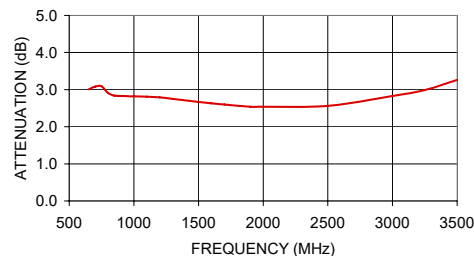
Typical Performance Data at 25°C

Frequency (MHz)	Attenuation (dB)	VSWR (:1)
650.00	3.01	1.32
700.00	3.08	1.28
750.00	3.09	1.22
800.00	2.91	1.17
850.00	2.84	1.16
900.00	2.83	1.16
1000.00	2.82	1.19
1100.00	2.81	1.22
1200.00	2.79	1.27
1300.00	2.75	1.30
1400.00	2.71	1.32
1500.00	2.67	1.34
1600.00	2.63	1.35
1700.00	2.60	1.34
1900.00	2.54	1.31
2000.00	2.54	1.29
2500.00	2.56	1.13
3000.00	2.83	1.08
3250.00	2.99	1.18
3500.00	3.26	1.30

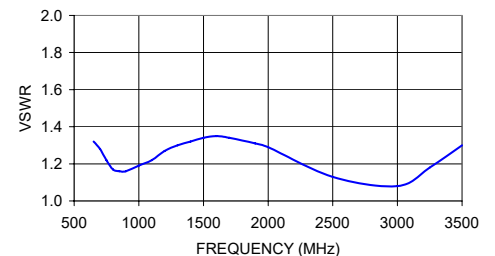
Electrical Schematic



NAT-3DC-1A+ ATTENUATION



NAT-3DC-1A+ VSWR



Notes

- Performance and quality attributes and conditions not expressly stated in this specification document are intended to be excluded and do not form a part of this specification document.
- Electrical specifications and performance data contained in this specification document are based on Mini-Circuit's applicable established test performance criteria and measurement instructions.
- The parts covered by this specification document are subject to Mini-Circuits standard limited warranty and terms and conditions (collectively, "Standard Terms"); Purchasers of this part are entitled to the rights and benefits contained therein. For a full statement of the Standard Terms and the exclusive rights and remedies thereunder, please visit Mini-Circuits' website at www.minicircuits.com/MCLStore/terms.jsp

