

# DC Passing Attenuator Fixed

50Ω 1700 to 3300 MHz

## NAT-3DC-3A+



Generic photo used for illustration purposes only

CASE STYLE: FF57

Connectors Model  
N-Type NAT-3DC-3A+

**+RoHS Compliant**

The +Suffix identifies RoHS Compliance. See our web site for RoHS Compliance methodologies and qualifications

### Maximum Ratings

Operating Temperature	-55°C to 100°C
Storage Temperature	-55°C to 100°C

Permanent damage may occur if any of these limits are exceeded.

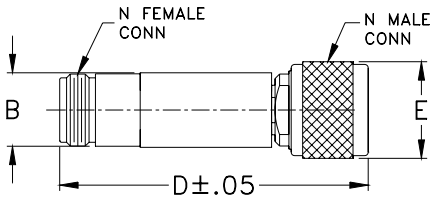
### Features

- high DC current handling
- high DC breakdown voltage
- DC resistance (in/out) 0.1Ω, typ.

### Applications

- power passing
- instrumentation
- test equipment
- lab use

### Outline Drawing



### Outline Dimensions (inch/mm)

B	D	E	wt
.67	2.90	.82	grams
17.02	73.66	20.83	90.0

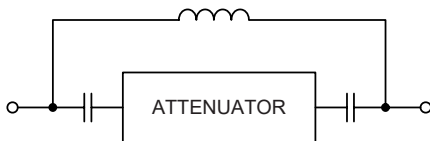
### Electrical Specifications (T<sub>AMB</sub> = 25°C)

FREQUENCY (MHz)	ATTENUATION (dB)		VSWR (:1)	POWER (mW)	DC CURRENT (Amps)	DC BREAKDOWN (Volts)
	Nom.	Flatness, Max.	Max.	Max.	Max.	Max.
1700-3300	3.0±0.7	±0.7	1.6	1000	3	50

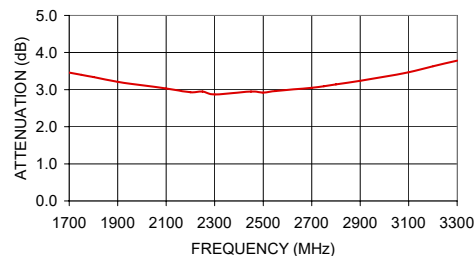
### Typical Performance Data at 25°C

Frequency (MHz)	Attenuation (dB)	VSWR (:1)
1700.00	3.46	1.12
1750.00	3.40	1.17
1800.00	3.34	1.22
1900.00	3.21	1.30
2000.00	3.12	1.35
2100.00	3.03	1.38
2200.00	2.93	1.38
2250.00	2.95	1.37
2300.00	2.87	1.37
2450.00	2.95	1.33
2500.00	2.92	1.30
2550.00	2.96	1.28
2700.00	3.05	1.21
2750.00	3.09	1.19
2800.00	3.14	1.16
2900.00	3.24	1.11
3000.00	3.35	1.06
3100.00	3.47	1.02
3200.00	3.63	1.03
3300.00	3.78	1.09

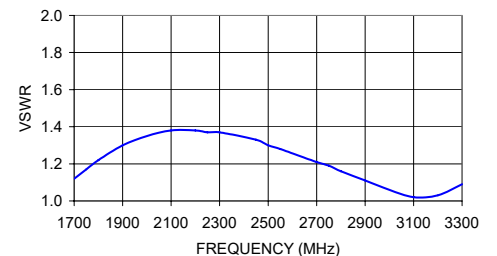
### Electrical Schematic



NAT-3DC-3A+ ATTENUATION



NAT-3DC-3A+ VSWR



### Notes

- Performance and quality attributes and conditions not expressly stated in this specification document are intended to be excluded and do not form a part of this specification document.
- Electrical specifications and performance data contained in this specification document are based on Mini-Circuit's applicable established test performance criteria and measurement instructions.
- The parts covered by this specification document are subject to Mini-Circuits standard limited warranty and terms and conditions (collectively, "Standard Terms"); Purchasers of this part are entitled to the rights and benefits contained therein. For a full statement of the Standard Terms and the exclusive rights and remedies thereunder, please visit Mini-Circuits' website at [www.minicircuits.com/MCLStore/terms.jsp](http://www.minicircuits.com/MCLStore/terms.jsp)

