

DC Passing Attenuator Fixed

50Ω 1000 to 3750 MHz

NAT-6DC-2A+



Generic photo used for illustration purposes only

CASE STYLE: FF57

Connectors Model
N-Type NAT-6DC-2A+

+RoHS Compliant

The +Suffix identifies RoHS Compliance. See our web site for RoHS Compliance methodologies and qualifications

Maximum Ratings

Operating Temperature	-55°C to 100°C
Storage Temperature	-55°C to 100°C

Permanent damage may occur if any of these limits are exceeded.

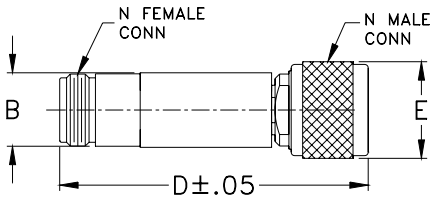
Features

- high DC current handling
- high DC breakdown voltage
- DC resistance (in/out) 0.1Ω, typ.

Applications

- power passing
- instrumentation
- test equipment
- lab use

Outline Drawing



Outline Dimensions (inch/mm)

B	D	E	wt
.67	2.90	.82	grams
17.02	73.66	20.83	90.0

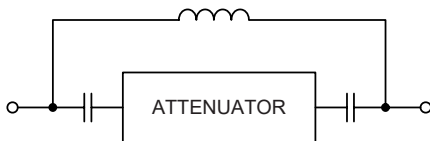
Electrical Specifications (T_{AMB} = 25°C)

FREQUENCY (MHz)	ATTENUATION (dB)		VSWR (:1)	POWER (mW)	DC CURRENT (Amps)	DC BREAKDOWN (Volts)
	Nom.	Flatness, Max.	Max.	Max.	Max.	Max.
1000-3750	6±0.7	±0.8	1.6	1000	2	50

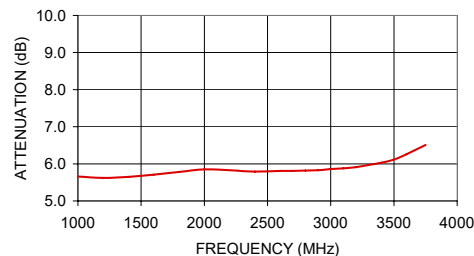
Typical Performance Data at 25°C

Frequency (MHz)	Attenuation (dB)	VSWR (:1)
1000.00	5.66	1.41
1200.00	5.62	1.22
1400.00	5.65	1.11
1600.00	5.71	1.05
1800.00	5.78	1.07
2000.00	5.85	1.11
2200.00	5.83	1.14
2400.00	5.79	1.15
2600.00	5.81	1.14
2700.00	5.81	1.13
2800.00	5.82	1.11
2900.00	5.83	1.10
3000.00	5.86	1.08
3100.00	5.88	1.07
3200.00	5.91	1.04
3300.00	5.97	1.02
3400.00	6.03	1.03
3500.00	6.12	1.07
3600.00	6.26	1.12
3750.00	6.51	1.22

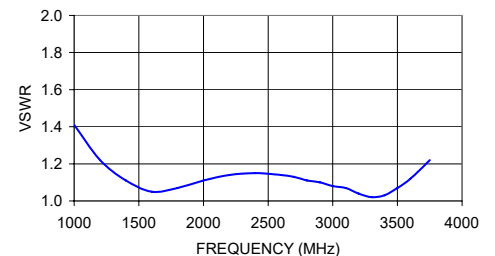
Electrical Schematic



NAT-6DC-2A+ ATTENUATION



NAT-6DC-2A+ VSWR



Notes

- Performance and quality attributes and conditions not expressly stated in this specification document are intended to be excluded and do not form a part of this specification document.
- Electrical specifications and performance data contained in this specification document are based on Mini-Circuit's applicable established test performance criteria and measurement instructions.
- The parts covered by this specification document are subject to Mini-Circuits standard limited warranty and terms and conditions (collectively, "Standard Terms"); Purchasers of this part are entitled to the rights and benefits contained therein. For a full statement of the Standard Terms and the exclusive rights and remedies thereunder, please visit Mini-Circuits' website at www.minicircuits.com/MCLStore/terms.jsp

