

DC Passing Attenuator Fixed

50Ω 1700 to 3500 MHz

NAT-6DC-3A+



Generic photo used for illustration purposes only

CASE STYLE: FF57

Connectors	Model
N-Type	NAT-6DC-3A+

+RoHS Compliant

The +Suffix identifies RoHS Compliance. See our web site for RoHS Compliance methodologies and qualifications

Maximum Ratings

Operating Temperature	-55°C to 100°C
Storage Temperature	-55°C to 100°C

Permanent damage may occur if any of these limits are exceeded.

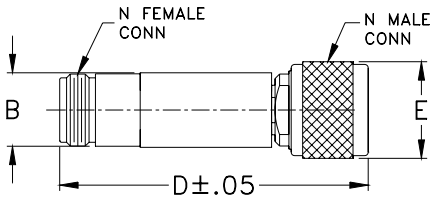
Features

- high DC current handling
- high DC breakdown voltage
- DC resistance (in/out) 0.1Ω, typ.

Applications

- power passing
- instrumentation
- test equipment
- lab use

Outline Drawing



Outline Dimensions (inch/mm)

B	D	E	wt
.67	2.90	.82	grams
17.02	73.66	20.83	90.0

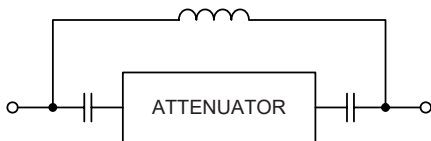
Electrical Specifications (T_{AMB} = 25°C)

FREQUENCY (MHz)	ATTENUATION (dB)		VSWR (:1)	POWER (mW)	DC CURRENT (Amps)	DC BREAKDOWN (Volts)
	Nom.	Flatness, Max.	Max.	Max.	Max.	Max.
1700-3500	6±0.5	±0.8	1.5	1000	3	50

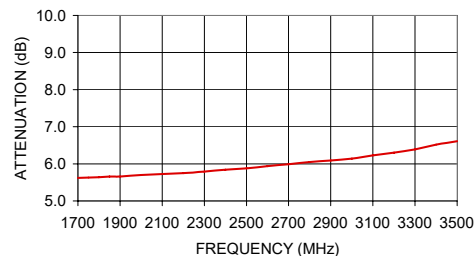
Typical Performance Data at 25°C

Frequency (MHz)	Attenuation (dB)	VSWR (:1)
1700.00	5.62	1.17
1750.00	5.63	1.15
1800.00	5.64	1.13
1850.00	5.66	1.11
1900.00	5.66	1.11
2000.00	5.70	1.10
2200.00	5.75	1.13
2300.00	5.79	1.13
2400.00	5.84	1.14
2500.00	5.88	1.13
2600.00	5.94	1.13
2700.00	5.99	1.12
2800.00	6.05	1.11
2900.00	6.09	1.10
3000.00	6.14	1.09
3100.00	6.23	1.09
3200.00	6.30	1.10
3300.00	6.39	1.12
3400.00	6.52	1.15
3500.00	6.61	1.19

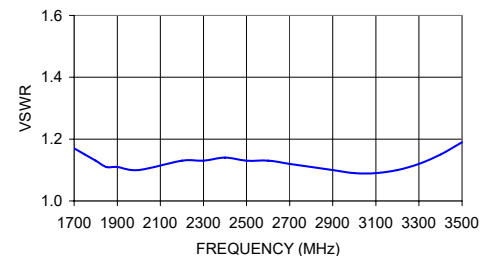
Electrical Schematic



NAT-6DC-3A+ ATTENUATION



NAT-6DC-3A+ VSWR



Notes

- Performance and quality attributes and conditions not expressly stated in this specification document are intended to be excluded and do not form a part of this specification document.
- Electrical specifications and performance data contained in this specification document are based on Mini-Circuit's applicable established test performance criteria and measurement instructions.
- The parts covered by this specification document are subject to Mini-Circuits standard limited warranty and terms and conditions (collectively, "Standard Terms"); Purchasers of this part are entitled to the rights and benefits contained therein. For a full statement of the Standard Terms and the exclusive rights and remedies thereunder, please visit Mini-Circuits' website at www.minicircuits.com/MCLStore/terms.jsp

